



# COMPOUND SEMICONDUCTOR

[www.compoundsemiconductor.net](http://www.compoundsemiconductor.net)

CONNECTING THE COMPOUND SEMICONDUCTOR COMMUNITY

## Age testing

Has GaN HEMT lifetime been over estimated?

## Bipolar SiC transistors

Speeding past the silicon incumbents

## CS Awards

Winners of the recent CS Industry Awards

## SiC market forecast

Analysing opportunities for future growth

## III-V shares


Winners and losers from the past twelve months

## Pushing the high brightness envelope

Microstructures boost nitride LED output

## Auger mystery

Theorists determine the mysteries of Auger mechanism



## Global overcapacity

China's LED boom

# ALWAYS ONE STEP AHEAD



**HIGHER PRODUCTIVITY** // With almost 30 years of experience AIXTRON stands for proven engineering power and dedicated customer support: Our equipment serves a diverse range of customers to manufacture highest LED volumes at lowest cost.

**BETTER PERFORMANCE** // As the driving force in deposition equipment AIXTRON engineers powerful technology solutions: Our equipment is the best choice available to manufacture the brightest and most efficient LEDs.

**SMARTER RESOURCES** // AIXTRON's intelligent equipment concept enables optimized use of resources: The results are extremely low consumption of consumables, minimized maintenance requirements and optimized utilization of human resources.

AIXTRON started in 1983 and is today a leading provider of deposition equipment to the semiconductor industry. With our advanced solutions customers worldwide build components for electronic as well as opto-electronic applications. As pacemaker in our line of industry we are keeping always one step ahead.

**AIXTRON**

June 2011  
Volume 17 Number 4

**Editor-in-Chief**

David Ridsdale dr@angelbcl.co.uk  
+44 (0)1923 690210

**Consultant Editor**

Richard Stevenson PhD richardstevenson@angelbc.co.uk  
+44 (0)1291 629640

**News Editor**

Dr. Su Westwater suwestwater@angelbc.co.uk

**Director of SOLAR & IC Publishing**

Jackie Cannon jc@angelbcl.co.uk  
+44 (0)1923 690205

**Senior Sales Executive**

Robin Halder robin@angelbc.co.uk  
+44 (0)2476 718976

**USA Representatives**

Brun Media  
Tom Brun E: tbrun@brunmedia.com  
Tel: 724 539-2404

Janice Jenkins E: jjenkins@brunmedia.com  
Tel: 724-929-3550

**Director of Logistics**

Sharon Cowley sc@angelbcl.co.uk  
+44 (0)1923 690200

**Design & Production Manager**

Mitchell Gaynor mg@angelbcl.co.uk  
+44 (0)1923 690214

**Circulation Director**

Jan Smoothy js@angelbcl.co.uk  
+44 (0)1923 690200

**Subscriptions Manager**

Debbie Hgham dh@angelbcl.co.uk  
+44 (0)1923 690220

**Chief Operating Officer**

Stephen Whitehurst stephen@angelbc.co.uk  
+44 (0)2476 718970

**Directors**

Bill Dunlop Uprichard – CEO  
Stephen Whitehurst – COO  
Jan Smoothy – CFO  
Haroon Malik, Jackie Cannon, Scott Adams, Sharon Cowley, Sukhi Bhadal

**Published by**

Angel Business Communications Ltd,  
Hannay House, 39 Clarendon Road,  
Watford, Herts WD17 1JA, UK  
T: +44 (0)1923 690200  
F: +44 (0)1923 690201

Angel Business Communications Ltd  
Unit 6, Bow Court, Fletchworth Gate,  
Burnsall Road, Coventry CV5 6SP  
T: +44 (0)2476 718 970  
F: +44 (0)2476 718 971

Compound Semiconductor is published eight times a year on a controlled circulation basis.

Non-qualifying individuals can subscribe at: £105.00/€158 pa (UK & Europe), £138.00 pa (air mail), \$198 pa (USA). Cover price \$4.50. All information herein is believed to be correct at time of going to press. The publisher does not accept responsibility for any errors and omissions. The views expressed in this publication are not necessarily those of the publisher. Every effort has been made to obtain copyright permission for the material contained in this publication.

Angel Business Communications Ltd will be happy to acknowledge any copyright oversights in a subsequent issue of the publication. Angel Business Communications Ltd © Copyright 2011. All rights reserved. Contents may not be reproduced in whole or part without the written consent of the publishers. The paper used within this magazine is produced by chain of custody certified manufacturers, guaranteeing sustainable sourcing.

US mailing information: Compound Semiconductor (ISSN 1096-598X) is published 8 times a year Jan/Feb, March, April/May, June, July, August/September, October, November/December for a subscription of \$198 by Angel Business Communications Ltd, Hannay House, 39 Clarendon Road, Watford, Herts WD17 1JA, UK. Periodicals postage paid at Rahway, NJ. POSTMASTER: send address changes to: Compound Semiconductor, c/o Mercury International Ltd, 365 Blair Road, Avenel, NJ 07001

Printed by: Pensord Press.  
ISSN 1096-598X (Print)  
ISSN 2042-7328 (Online)  
© Copyright 2011.



# Playing the markets

THE COMPOUND SEMICONDUCTOR INDUSTRY is undergoing tremendous growth. According to the leading analysts, sales in the biggest sector, LEDs, will rocket from \$3.9 billion in 2005 to \$18.9 billion by 2015. And shipments of GaAs chips, the second largest III-V market, should more than double to over \$6 billion during the same timeframe.

Given these rocketing revenues, it is tempting to invest in a portfolio of III-V shares. But if you want to make good money, you'll need to be a canny investor. Compare stock prices now to where they stood a year ago – as we have done in this issue (see p. 42) – and you'll see that while some companies have made tremendous gains, others have headed south in a big way.

Few could have anticipated that it is Cree that has taken the biggest fall, with shares dropping from almost \$80 to just around \$40. The reason: falling profitability, stemming from overcapacity in the global chip market. What has happened is that the success of the LED industry has encouraged many companies to enter this arena, and supply now exceeds demand, driving down prices.

At the opposite end of the spectrum is IPG photonics, a company that dominates the fibre-laser market and occupies pole position on our share price leaderboard. And one place behind them is Cardiff-headquartered epiwafer manufacturer IQE, a former employer of mine.

It has clearly been a great 12 months for IQE, which added a second source to its antimonide substrate manufacture last Fall via the acquisition of Galaxy Semiconductors. This has bolstered revenue and helped the company to post full year profits of £6 million for 2010 - £4 million more than 2009, which was its first profitable year for some time. The share price has flown on the back of these results: last April it was less than £0.20, and now it is hovering around the £0.45 mark.

Although I'm not a player of the stock markets, I do own a few shares in IQE. And I guess you're wondering whether I've made a small pile from this investment? Well, no – not at all, unfortunately. I made the mistake of buying my shares a decade or so ago when all tech stocks were booming, which means that I need the company's share price to quadruple from today's value to just get me back into the black. So if you're ever wondering where to put your money, don't ask me for advice.

**Richard Stevenson PhD**  
Consultant Editor



# BUILDING A BRIGHT FUTURE FOR LEDs.

Advances in LED technology and market growth require collaboration on a global scale. With more than 40 years of experience in guiding revolutionary advances in semiconductor technology, SEMI® is also helping move the global LED industry forward with standards, public policy, market research, and events that bring the industry together and light the path to the future.

LEDs are illuminating the world, and SEMI is illuminating the world of LEDs. *Learn more about our LED initiatives, products, and events at*

[www.semi.org/led](http://www.semi.org/led)



## Events

Showcase your technologies for LED manufacturing and connect with companies and people across the LED supply chain at these upcoming SEMI expositions:

### Extreme Electronics: LED Manufacturing

July 12-14  
SEMICON West 2011  
Moscone Center, San Francisco

### LED Manufacturing Pavilion

September 7-9  
SEMICON Taiwan 2011  
Taipei World Trade Center, Taipei

### Next Generation Technology Pavilion

December 7-9  
SEMICON Japan 2011  
Makuhari Messe, Chiba

## Membership/Standards/Public Policy

Join SEMI and help us illuminate the world of LEDs. SEMI supports LED programs in Standards, Public Policy, EHS, and market statistics


Learn more at: [www.semi.org/led](http://www.semi.org/led)

## Information

The SEMI Global Opto/LED Fab Watch database tracks investments and activity in more than 200 LED fabs worldwide.

**industry & technology**

- 14 **HEMT degradation conundrum**  
Temperature accelerated tests have been the usual method to estimate the lifetime of GaN HEMTs. But are these tests glossing over key factors?
- 21 **Enhanced power conversion**  
Today's switch mode power converters restrict opportunities in emerging PV and hybrid vehicle technologies. Replacing silicon transistors with SiC bipolar versions may provide the needed boost.
- 25 **Congratulating the winners**  
The CS Industry Awards were presented recently after a successful and hard fought campaign. Here we present the winners in various categories.
- 34 **Catching the growing SiC market**  
Richard Stevenson talks to industry analyst Philippe Roussel about the burgeoning SiC market and the companies set to benefit.
- 38 **Overcapacity cuts LED prices**  
China's LED manufacturing ramp is a big factor behind the glut of chips in the global market. Average selling prices are now falling fast, with some companies experiencing more pain than others.
- 42 **The CS share price review**  
Richard Stevenson provides a yearly review of the compound semiconductor share prices over the last 12 months and reveals the winners and losers.
- 46 **Microstructured layers**  
Nitride LEDs can be substantially improved in brightness and efficiency with the insertion of microstructures into the epilayers.



38



34



42

**news and review**

- 07 LED record broken  
Asia provides cash  
GaN-on-silicon system
- 09 120V sustainable light module  
EPIC board of directors  
attracts new face
- 10 Broadband for northern  
New York  
Smartphone benefits
- 11 Big CIGS order  
Profits soar for analogue  
mixed signal manufacturer
- 50 LED droop  
Theorists uncover  
Augur mechanisms
- 53 N-polar HEMT catches up  
Researchers hit 92 W peak from  
single VCSEL



07



08




10



11

Leading OEMs came to A&N looking to improve valve cycle life and reduce downtime in today's demanding MOCVD and PVD processes. A&N engineers exceeded their expectations and developed the next generation of vacuum ball valves.

PVD • MOCVD • PHOTOVOLTAIC THIN FILM • SEMICONDUCTOR



- Poppetless design
- ¼ turn actuation
- Straight-through unimpeded flow
- Machined from corrosive resistant 316L stainless steel
- Rugged construction with few wetted components
- Leak tight in static and dynamic operation
- Ball and seat design reduces particulate buildup

**New for 2011**  
**Patent Pending XL Design**

- 10X longer cycle life
- Reduced wetted components
- Fully stabilized stem

**Visit our booth for a product demonstration at**  
**SEMICON West 2011**

**Booth #1344**

**and enter for an iPad 2 giveaway**



**Engineered Solutions for a Changing Industry**

**1-800-Flange1**  
**www.ancorp.com**

## Cree shatters LED record

CREE, an innovator in LED lighting, reports what it says is another industry-best efficacy record of 231 lumens per watt for a white power LED. This result is a significant advance beyond Cree's previous industry record of 200 lumens per watt. The LED efficacy was measured at 231 lumens per watt using a single-die component at a correlated colour temperature of 4500 K.

Standard room temperature 350 mA testing was used to achieve the results.

"It wasn't long ago when 200 lumens per watt was considered the theoretical maximum efficiency for a lighting-class LED.

We broke that barrier in 2010, and have now achieved 231 lumens per watt," said John Edmond, Cree co-founder and director of advanced optoelectronics. "The innovation from our labs is the foundation for our industry-leading XLamp LED family and an invention that continues our leadership of the LED lighting revolution."

This R&D result features advanced aspects of the same technology used in Cree XLamp white LEDs. Cree believes higher-performance LEDs can enable new LED-based applications and drive down the solution cost of current LED-based designs.



While this level of performance is not yet available in Cree's production LEDs, Cree states that it continues to lead the overall industry with the broadest family of high-performance LEDs.

## Aixtron 6-inch GaN-on-silicon system will enhance Transphorm

AIXTRON SE has a new order for an AIX 2800G4 HT system from US start-up company Transphorm. It will be used to ramp up Transphorm's production capabilities of GaN devices for highly efficient and compact power conversion solutions by rapidly transferring the company's GaN on Si material growth technology to large scale production.

"Aixtron's reputation is second to none and we look forward to continuing our excellent working partnership as we develop materials for new applications and expand our capacity," Primit Parikh, President of Transphorm comments.

"The system we have selected meets all our needs and interests us for several reasons. An impressive feature is the scaled multiwafer platform that will give us forward process compatibility as well as enable a straightforward capacity upgrade when we need to further expand. With it we will be able to use multiwafer large area 6 inch GaN-on-silicon technology in our proprietary GaN devices.

We chose Aixtron as our partner due to its advanced equipment having the capabilities and performance essential for a complex project such as ours. They also provided highly experienced, committed support engineers to work closely with our US team ensuring a smooth installation and commissioning."



Transphorm's mission is to redefine the process of electric power conversion through advanced III-nitride materials and devices, providing cost-competitive and easy-to-embed power conversion modules that reduce costly energy loss by up to 90%. These help simplify the design and manufacturing of motor drives, power supplies and inverters for solar panels and electric vehicles.

From material technology and device fabrication to circuit design and module assembly, Transphorm designs and delivers its power conversion devices and modules to meet the needs of customers worldwide, helping them scale quickly and save money.

By creating an ecosystem of electrical systems manufacturers powered by Transphorm, the company accelerates the adoption of application-specific power modules and paves the way for the next generation of electrical systems designed for optimal efficiency.

## GT Solar continue to cash in Asia

GT SOLAR INTERNATIONAL, a global provider of sapphire and silicon crystalline growth systems and materials for the solar, LED and other specialty markets, has received three new orders totalling \$91 million for its advanced sapphire crystallisation furnaces (ASF). Two of the orders are from customers in Taiwan, Alpha Crystal Technology, a new customer, and Tera Xtal, who last week announced a sapphire material purchase agreement with GT Solar. The third order comes from a new customer in China, the Lingyang Group.

"These new orders continue a very robust order rate for our ASF furnaces," said Tom Gutierrez, GT Solar's president and CEO. "The interest shown by new market entrants and existing sapphire producers for our ASF systems has surpassed our expectations and is a testament to the confidence customers have for our proven ability to quickly ramp to high volume, low-cost manufacturing with leading edge crystal growth technology to meet the market demand for high quality sapphire material."

GT Solar says its crystallisation process technology and global support resources offer customers a path to productive and profitable sapphire manufacturing operations with high levels of throughput and a greater return on their investment.

# DOE offers \$90.6 M to Cogentrix for multi-junction solar cells

U.S. ENERGY SECRETARY Steven Chu has announced the offer of a conditional commitment for a \$90.6 million loan guarantee to Cogentrix of Alamosa. The loan guarantee will support the construction of the Alamosa Solar Generating Project, a 30 MW net capacity High Concentration Solar Photovoltaic (HCPV) generation project located in south-central Colorado near the city of Alamosa. Cogentrix estimates the project will create about 75 construction jobs and 10 operations jobs. The project will source over 80 % of its components from the U.S.

“Colorado has long been a leader in the development and deployment of renewable energy, and this project builds on that record,” said Secretary Chu. “By deploying an innovative, commercially-ready technology at utility scale, the Alamosa Solar Generating Project is increasing the generation of clean, renewable power, creating jobs and strengthening the U.S. economy.”

“The announcement from the Department of Energy is exciting news for Colorado,” said

U.S. Senator Mark Udall. “With this significant financial commitment, Cogentrix will have the tools to finish construction on one of the largest and most innovative photovoltaic solar power plants in the country — as well as create a significant number of jobs in the San Luis Valley. I have long been a supporter of smart renewable energy projects, and I look forward to watching Cogentrix’s plans unfold.”

“This is great news for the San Luis Valley and for the entire state’s new energy economy,” said U.S. Senator Michael Bennet. “This new solar facility will further solidify Colorado’s lead in clean energy, create good-paying jobs, and provide a much-needed economic boost for the San Luis Valley and all of Colorado.”

The proposed facility will use innovative HCPV systems consisting of concentrating optics and multi-junction solar cell panels that are controlled by a dual-axis tracking system. The tracking system rotates and tilts the cells throughout the day so the surface of the solar panel maintains an optimal angle with respect to



the sun. According to the project sponsor, the multi-junction solar cells are nearly 40% efficient or about double that of more traditional PV panels used in areas with high amounts of direct sunlight, such as Alamosa County. The Alamosa Solar Generating Project will sell all of its electricity output to Public Service Company of Colorado.

The facility will produce approximately 75,000 MW hours of clean renewable energy per year, enough to power over 6,500 homes, and will avoid the emissions of over 43,000 tons of carbon dioxide per year.

## Lesker Valves



## Featured

### Rectangular Valve Issues?

KJLC Rectangular Gate Valves are the solution.

No spring actuation means low-particulate generation!



**Kurt J. Lesker**  
Company

[www.lesker.com](http://www.lesker.com)

Kurt J. Lesker Company  
United States  
412.387.9200  
800.245.1656  
salesus@lesker.com

Kurt J. Lesker Canada Inc.  
Canada  
416.588.2610  
800.465.2476  
salescan@lesker.com

Kurt J. Lesker Company Ltd.  
Europe  
+44 (0) 1424 458100  
saleseu@lesker.com

Kurt.Lesker (Shanghai) Trading Company  
科特·莱思科(上海)商贸有限公司  
Asia  
+86 21 50115900  
saleschina@lesker.com



11-034



## Molex & Bridgelux launch 120V AC sustainable light module

MOLEX INCORPORATED AND BRIDGELUX introduced the Helieon 120V AC Sustainable Light Module, a modular solid-state lighting solution that connects directly to 120V AC line voltage input. Eliminating the need for external drivers not only dramatically simplifies the design-in process, but also enables more efficient and consistent lighting performance.

The Helieon 120V AC module is TRIAC dimmable down to less than 5% and is compatible with a wide range of available dimmers, enabling it to easily interface with many typical electrical installations. In addition to the electronic driver functionality, the available product options for the Helieon 120V AC module have been expanded

"The Helieon 120V AC solution fully integrates the electronics into the module, reducing the variability found from the various driver manufacturers and providing light fixture manufacturers with a simplified

design that offers all the benefits and flexibility of its predecessor, the award-winning Helieon module," said Mike Picini, vice president, solid-state lighting, Molex.

Combining solid-state lighting technology from Bridgelux and engage-and-turn interconnect technology from Molex, the Helieon Sustainable Light Module simplifies the process of designing, building, replacing and upgrading luminaires for many lighting applications.

"Our goal at Bridgelux is to continue reducing the complexity and cost of using LED technology for the general lighting market," said Jason Posselt, Bridgelux vice president of marketing. "The Helieon 120V AC module is another example of our commitment to developing the industry's broadest range of high-performance, energy-efficient solid-state lighting solutions to meet the demands of our rapidly growing customer base."

## Oclaro joins the EPIC Board of Governors

THE EUROPEAN PHOTONICS INDUSTRY CONSORTIUM (EPIC) has announced that Oclaro has joined the Governing Board of the Consortium. The company will be represented by Andy Carter, Chief Technology Officer, who will help EPIC promote sustainable growth for photonics industries and R&D organisations across Europe.

EPIC promotes sustainable growth for photonics industries and R&D organisations across Europe through initiatives to build revenues, improve access to R&D resources, and development of timely market and technology information. In 2010, the ROI to EPIC members exceeded 11 times investment. Since its inception in 2003, EPIC members working together have transformed the landscape for photonics in Europe.

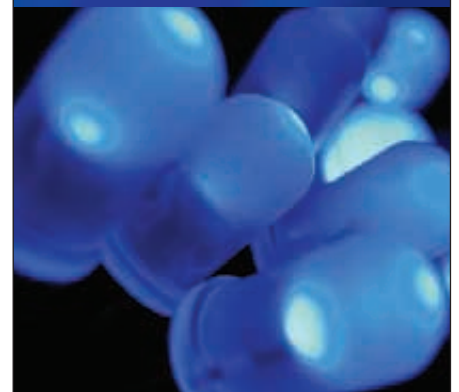
The Governing Board defines the principal directions of EPIC, including focus areas, strategy, resources and membership. Oclaro joins Aixtron, Fraunhofer Institute for Telecommunication / Heinrich-Hertz-

Institute, IQE and Sagem. The EPIC Board is presided by Drew Nelson of IQE. Oclaro has been a member of EPIC since 2004. The company will be represented by Andy Carter, Chief Technology Officer. He has global responsibility for Technology reporting into the CEO, Alain Couder. Prior to Oclaro, Carter held senior technology positions within Bookham, Marconi and Plessey, where he has been responsible for many aspects of optoelectronic device design, applications and engineering. He views membership of the EPIC organisation as an important element in driving innovation and leadership in photonics, and is particularly significant as Oclaro has major R&D and chip manufacturing sites in Europe.

Carter was educated at Oxford University and received the D. Phil degree for his studies of impurities in semiconductors. He is the recipient of the Patterson Medal from the Institute of Physics, and the GEC Nelson Gold Medal and Prize. His home base is at Oclaro's Caswell facility in the UK, where GaAs and InP based devices are designed and fabricated.

## Templates for Blue & UV LEDs

GaN, AlN, AlGaIn, InN, InGaIn



World leaders in development of Hydride Vapour Phase Epitaxy (HVPE) processes and techniques for the production of novel compound semiconductors

- Templates
- Wafer size: 50mm-150mm
- Research grade InGaIn wafers
- Custom design epitaxy
- Contract development
- Small and large batch quantities available

Wide range of materials (GaN, AlN, AlGaIn, InN and InGaIn) on different sizes and types of substrates (sapphire or SiC)

Contact us now!

Email: [plasma@oxinst.com](mailto:plasma@oxinst.com)  
Technologies and Devices International  
Tel: +1 301 572 7834

[www.oxford-instruments.com/tdi1](http://www.oxford-instruments.com/tdi1)



An Oxford Instruments Company



The Business of Science®

## Infinera to speed up broadband in the North

THE DEVELOPMENT AUTHORITY (Authority) of the North Country has selected an Infinera Digital Optical Network for a middle-mile project upgrade in Upstate New York. It hopes to deliver the benefits of broadband with speed, flexibility, and cost-effective scalable bandwidth to carriers, public, and private institutions, to enable greater competition and greater broadband penetration in the region.

The Authority was awarded a \$20 million broadband stimulus grant by the National Telecommunications and Information Administration (NTIA) in the first round of stimulus funding. The Authority operates a network in northern New York State bringing broadband connectivity to rural areas, small towns, and major U.S. Army base Fort Drum.

Stimulus funds will help the Authority extend its existing network with added diversity and new routes to better serve existing customers and offer broadband connectivity to new customers in the northeastern part of the state including the Adirondack Mountains region. When complete, the Authority's Open Access Telecom Network will consist of over 1,250 miles of fibre network. Based on a competitive bid

process and extensive evaluation, the Authority chose an Infinera Digital Optical Network for the speed, flexibility, and scalability of an Infinera network.

The Authority will also benefit from the rapid service turn up and economical cost of operations of an Infinera network based on the digital features including point-and-click provisioning and the Digital ROADM capability. Infinera's Bandwidth Virtualisation supports the delivery of bandwidth and services between any two points on the network, and the delivery of end-to-end Digital OTN services.

With an Infinera DTN network, the Authority can deliver a wide range of high bandwidth services quickly and cost effectively. "We are excited about the new services and economic development opportunities we'll be able to offer the North Country region," said David Wolf, Authority telecommunications general manager.

"We will offer a wide range of services quickly, deliver world-class high-speed broadband to local business and institutions, help attract new industries, and offer advanced services like telemedicine, and distance learning on our network."



"We are pleased to support the Authority in bringing world-class broadband services to northern New York State to help the region compete more effectively in today's economy," said Infinera CEO Tom Fallon. "The Infinera Digital Optical Networks architecture supports broadband stimulus networks with a long-term network solution that is simple, fast, and flexible."

The Infinera family of optical solutions includes the Infinera DTN, the first optical networking system based on large-scale photonic integrated circuits, and the Infinera ATN, a compact metro edge platform that extends the benefits of Infinera's Digital Optical Networks to the metro edge.

## Alcatel-Lucent and Powerwave benefit from smartphone revolution

ALTHOUGH ALCATEL-LUCENT is still posting net losses, it has attributed improved results to a 40% jump in North American sales. Powerwaves' total Americas revenue was \$54.3 million or approximately 40% of revenue. The communications equipment industry has shown significant growth this year. As corporations become more mobile, connection solutions allowing employees to connect directly with the corporate server are growing in appeal.

Businesses are looking for faster options and equipment makers that offer these options have the opportunity to bolster their top lines. With such growth potential throughout the industry, companies are fighting harder than ever to secure their respective niches. The Bedford Report examines investing opportunities in the

Communications Equipment Industry and provides research reports on Alcatel-Lucent and Powerwave Technologies. Despite high unemployment and mediocre consumer confidence, North American smartphone and tablet sales continue to skyrocket. At the moment there is massive demand for mobile internet and telecom customers are typically looking for smooth transitions to 3G or 4G networks.

When telecom equipment-maker Alcatel-Lucent reported first quarter operating results, Chief Executive Ben Verwaaye said he is "optimistic that 3G and 4G will be a driving force for a long time to come." In the most recent quarter, Alcatel posted a net loss of €10 million (\$14.6 million) compared to a loss of €515 million recorded in the



year-earlier quarter. The company attributed the improved results to a 40% jump in North American Sales. In the first quarter of 2011, Powerwaves' total Americas revenue was \$54.3 million or approximately 40% of revenue, compared with \$34.2 million, or approximately 30% of revenue in the first quarter of 2010. Powerwave, a global supplier of end-to-end solutions for wireless communications networks, said last week that 3G standards accounted for approximately 36 % of total revenue and 4G standards accounted for approximately 24% of total revenue during the 1st Q of 2011.

## TPCS bags \$400,000 order from new customer

TECHPRECISION CORPORATION (TPCS) a manufacturer of precision, large-scale fabricated and machined metal components and systems with customers in the alternative energy, cleantech, medical, nuclear, defence, aerospace and other commercial industries, has received an order of approximately \$400,000 from a new Tier-1 customer for equipment to produce thin-film CIGS photovoltaic solar panels. The CIGS solar deposition equipment manufacturer is diversifying by joining the alternative energy market with the order from another tier-1 customer.

This represents the fourth new strategic Tier-1 customer signed by TPCS since the beginning of the Company's 2011 fiscal year.

"At the beginning of fiscal year 2011 we established a goal of signing four new Tier-1 customers, and I am proud that we have



now signed our fourth Tier-1 customer," commented James Molinaro, CEO of TechPrecision Corporation. "This engagement further diversifies our customer base, particularly in the alternative energy vertical, and also increases our penetration in the rapidly growing solar energy market.

This CIGS product complements our existing multi-crystalline and mono-crystalline solutions, and market trends

indicate that CIGS technology will displace traditional thin-film technology in the next few years."

"Ranor's history of producing high-precision components with similar performance requirements gave us a distinct advantage to capture this business," commented Bill Hogenauer, Director of Business Development for TechPrecision. "\$641 million was invested in U.S. solar companies in the first quarter of 2011 (according to the Cleantech Group,) and CIGS technology is a significant advance in thin-film photovoltaic materials.

TechPrecision, with this strategic Tier-1 customer, will position itself as a leading supplier in the rapidly growing CIGS market."

The initial order is expected to ship by the third quarter of fiscal 2012.

## Skyworks soaring with 37% revenue increase

SKYWORKS SOLUTIONS, an maker of high reliability analogue and mixed signal semiconductors enabling a broad range of end markets, has reported second fiscal quarter 2011 results. Revenue in the seasonally low March quarter was \$325.4 million, above the company's guidance range of \$310 to \$320 million, and up 37 % when compared to \$238.1 million in the second fiscal quarter of 2010.

On a GAAP basis, operating income for the second fiscal quarter of 2011 was \$68.1 million and diluted earnings per share was revealed at \$0.26.

"Skyworks is capitalising on consumers' skyrocketing demand to be connected anytime and anywhere via smart phones, tablets and home automation systems in addition to energy management solutions and supporting network infrastructure," said David J. Aldrich, president and chief executive officer of Skyworks.

"The growth in analogue semiconductor content associated with this increasing demand plays directly to Skyworks' technology leadership and scale. Given our momentum across these mobile connectivity applications, our diverse customer

partnerships and traction in new markets, we are well positioned to demonstrably outpace industry growth during the remainder of this fiscal year, through fiscal 2012 and beyond."

Over the last quarter, the company expanded its year-over-year gross margin by 160 basis points to 43.3 % on a GAAP basis. Skyworks also secured analogue design wins with STMicroelectronics for their next generation IP television chip set and supported general dynamics with high power switching solutions for military land mobile radios. The firm ramped production of precision analogue ICs supporting enterprise access points, cable set-top boxes and wireless video systems and captured multiple infrastructure sockets with Ericsson, Huawei and ZTE for WCDMA base station transceivers.

Skyworks also introduced a family of antenna switch modules for smart phones, tablets and datacards supporting 3G handsets and HSPA+/LTE-enabled devices. It also announced that its modules power HTC's next generation Android-based smart phones and newest tablet offering with front-end solutions. The company also received a Best Quality award from



Samsung for excellence in overall product quality and supply-chain efficiency.

With respect to the next quarter, Donald W. Palette, vice president and chief financial officer of Skyworks said, "Based on our broad customer base, diversification into new markets and increasing share gains, we are again planning to grow faster than our addressable market in the third fiscal quarter of 2011. Specifically, we expect revenue of approximately \$345 million with non-GAAP diluted earnings per share of \$0.46."

# III/V-Reclaim

GaAs  
InP

*The most cost effective method to excellent quality.*

*"Now offering Germanium Reclaim"*

## III/V-Reclaim

Wald 10

84568 Pleiskirchen / Germany

Telefon: + (49) 8728-911093

Telefax: + (49) 8728-911156

E-Mail: [sales@35reclaim.com](mailto:sales@35reclaim.com)

Internet: [www.35reclaim.com](http://www.35reclaim.com)

- We recycle your GaAs and InP wafer (all formats and sizes)
- One and double side polished wafer
- Best surface quality for direct use in Epitaxy
- Backside thinning of fully structured wafer
- Thin wafer (60  $\mu\text{m}$ )
- Single wafer processing possible
- We buy used wafer and sell recycled wafer


## Watlow® Is Your Partner for Exhaust and Gas Line Temperature Management.

### Pump Line and Gas Line Heaters

- Eliminates cold spots that result in condensation or particle buildup in the line
- Construction materials and electrical circuits comply to UL®, CE (EMI) and FM safety standards

### EZ-ZONE® Single- and Multi-Loop Controllers

- Can be configured to provide high and low temperature alerts, decreasing downtime
- Includes data logging and current measurement input
- Communication protocols include PROFIBUS, Modbus®, TCP, EtherNet/IP™ and DeviceNet™



 **WATLOW®**  
Better Thermal Solutions...Faster

Contact Watlow® today for the latest thermal solutions for Semiconductor applications.

Watlow GmbH  
Lauchwasenstr.1  
76709 Kronau  
Germany  
+49 (0) 7253 9400 0  
[info@watlow.de](mailto:info@watlow.de)  
[www.watlow.de](http://www.watlow.de)

# First Solar & CPINE unite to show CdTe presence

FIRST SOLAR and China Power International New Energy (CPINE) Holding, a wholly owned subsidiary of China Power New Energy Development Company Limited, have signed a strategic cooperation framework agreement to collaborate on solar photovoltaic (PV) projects in China, the United States and other international markets.

China Power International Holding Limited New Energy Development Supervisor, China Power New Energy Development Company Limited CEO, China Power International New Energy General Manager Liu Genyu and TK Kallenbach, President of First Solar's Components Business Group, signed the agreement at a ceremony in Beijing with Li Xiaolin, Chairwoman of China Power International Holding Limited, CPNE and CPINE.

Under the terms of the agreement, First Solar and CPINE will initially explore collaboration on solar PV projects in China and identify project investment opportunities for CPINE in the U.S. and other global solar markets, leveraging CPINE's role as a leading renewable energy developer in China, including CPINE's planned 2 GW of solar in China by 2020, and First Solar's expertise as a leading global solar PV technology company, including its 2.4 GW pipeline in North America.

"We are very pleased to build an extensive and in-depth relationship with First Solar, a global leader in solar PV technology. This cooperation leverages our advantages in the domestic solar power industry, and helps First Solar further expand its business presence in China.

In addition, we are happy to explore other cooperation opportunities in different areas and through different methods with First Solar, working together to further expand in the global market," said Li Xiaolin. "Solar power offers tremendous growth potential in China and the U.S."

"First Solar is very pleased to be expanding our commercial presence in China by establishing this relationship with CPINE, one of the premier clean energy state-owned companies in China and a leader in clean energy development," said Kallenbach. "Both China and the U.S. are

important markets with vast potential for sustainable solar energy, and this agreement can serve as a model for U.S.-China collaboration on renewable energy.

Our agreement with CPINE also includes the potential to expand to other international markets, which could open up tremendous opportunities."



**How many devices can fit on the tip of a pin?**

**Ask us again tomorrow.**

For 35 years, Plasma-Therm has been shrinking the limits of what is possible. Today, our Mask Etcher V<sup>®</sup> produces at <32nm technology nodes. And our sights are set on 22nm and beyond.

Whether it's new device designs, accelerated productivity goals or innovative material challenges, bring them to us. We will meet them.

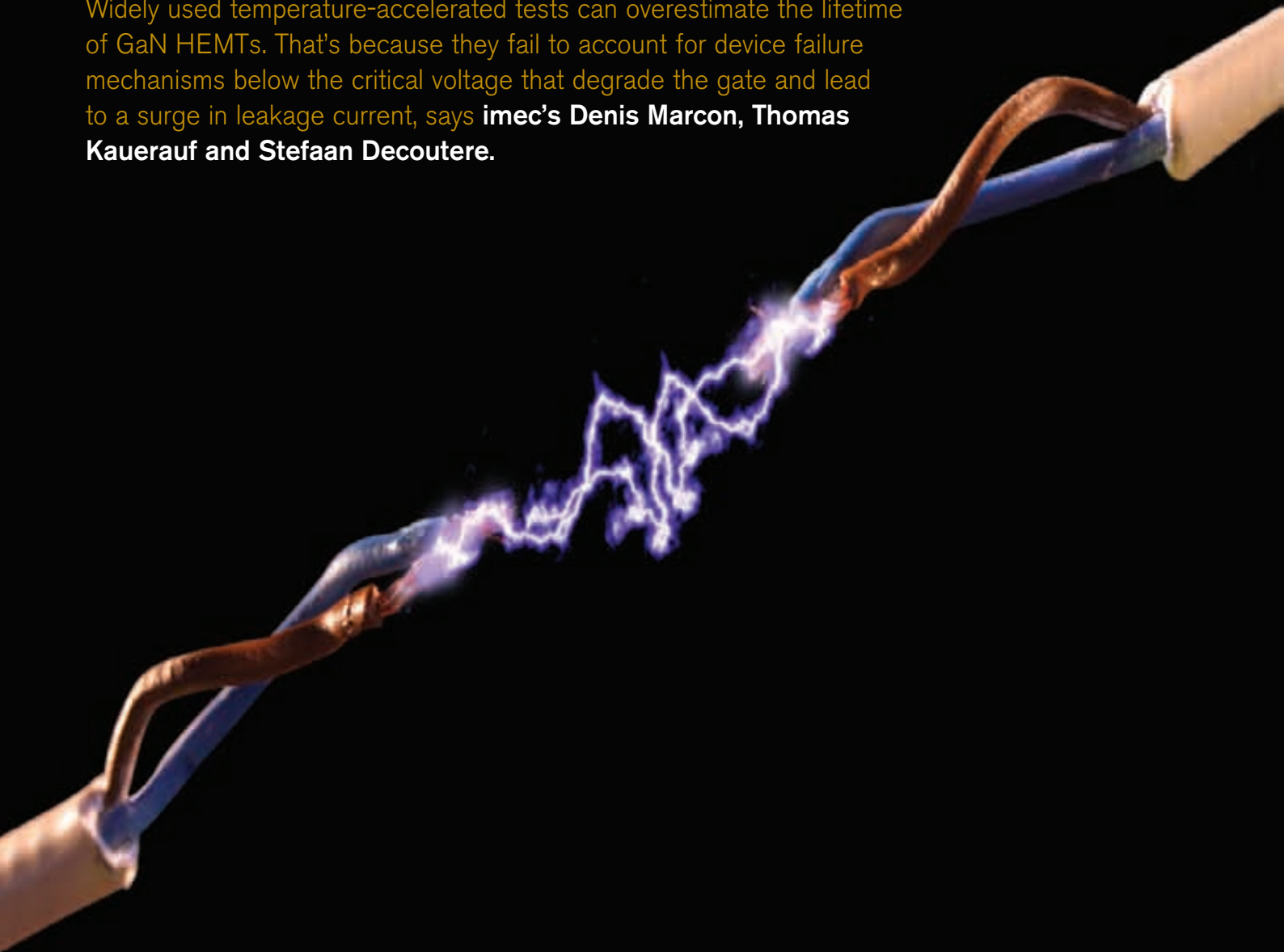
 **Plasma-Therm**  
A LEADING SUPPLIER OF PLASMA PROCESS EQUIPMENT

Advanced ICP, RIE, DSE™ and PECVD  
for R&D to Production

plasma ther m.com  
sales@plasma ther m.com  
+1 727 577 4999

# Unravelling the mysteries of HEMT degradation

Widely used temperature-accelerated tests can overestimate the lifetime of GaN HEMTs. That's because they fail to account for device failure mechanisms below the critical voltage that degrade the gate and lead to a surge in leakage current, says **imec's Denis Marcon, Thomas Kauerauf and Stefaan Decoutere.**



The pairing of GaN and AlGaIn creates HEMTs that are renowned for high current densities, high operating voltages and great performance over a wide frequency range. But this great set of attributes is of little practical benefit unless it can yield products with a guarantee of long-term reliability. Unfortunately, assessing whether this is the case in nitride HEMTs is far from straightforward, given the limited understanding of the degradation mechanisms of this device, plus the great deal of uncertainty relating to the handles that can slash testing times and are known as the accelerator factors.

The so-called three-temperature life test is the conventional approach for qualifying AlGaIn/GaN HEMT reliability. A device population is stressed at three different (junction) temperatures, using the operating DC or RF bias conditions, and transistor failure is normally defined by the time it takes for the drain output current or power to fall by 10 or 15 percent.

It is possible to then extract the expected mean time to failure (MTTF) for a defined operating (junction) temperature, by first calculating the MTTF from the set of devices at each temperature. Such an approach often employs the Arrhenius law, which states that the device lifetime is inversely proportional to the exponential of its temperature.

Three-temperature life tests often yield lifetimes in excess of 100 years, indicating that AlGaIn/GaN HEMTs have excellent reliability. But that is an incredibly optimistic view – it is certainly not the case that all the degradation mechanisms are strongly temperature-accelerated. The reality is that there are some failure mechanisms that are not brought to light with the three-temperature life test, and these could cause the device to fail far faster than the 100-year estimate.

### Stressing the devices

Recently, researchers from various institutions have shown that the increase in HEMT gate leakage current that results from high electric fields can rapidly reduce device lifetimes. Many researchers within the nitride community are blaming this premature ageing on defect generation below the gate edge located in the AlGaIn barrier. This form of device ageing is normally studied by a step-stress test that involves ramping up the operating voltage. That's because one of the most accepted degradation mechanisms is based on the inverse piezoelectric effect, which is electric field dependent. It is believed that defects form in the AlGaIn layer when its elastic energy exceeds a critical value.

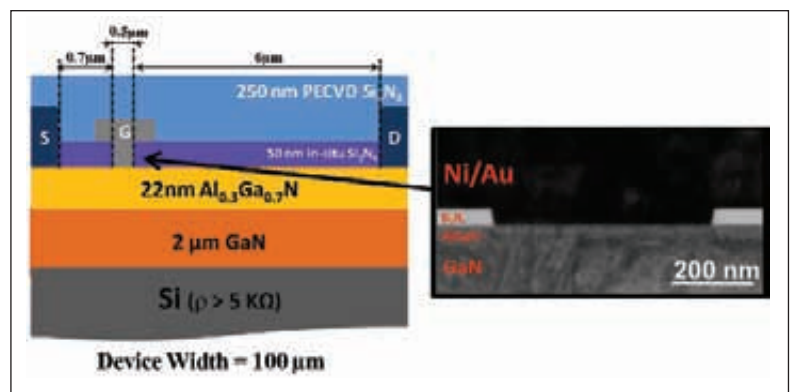


Figure 1: Device geometries and schematic structure of the  $Al_{0.3}Ga_{0.7}N/GaN$  epilayer grown on highly resistive 4-inch silicon (111) substrate used in this study. The inset shows the TEM image of the embedded Ni/Au based T-gate

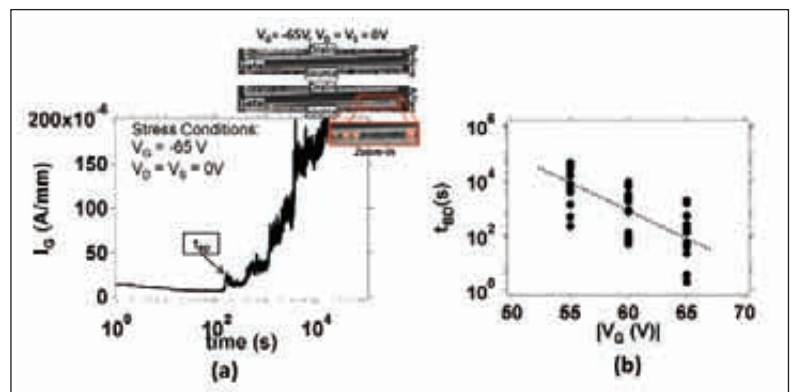


Figure 2: (a) A time-dependent breakdown experiment performed at  $V_G = -65$  V and  $V_D = V_S = 0$  V. After some time the gate leakage current suddenly increases. The first current jump is indicated at time-to-breakdown ( $t_{BD}$ ); the inset shows the emission microscopy image of the device bias at  $V_G = -65$  V,  $V_D = V_S = 0$  V, before and after failure. (b) The  $t_{BD}$  relative to the reverse gate bias conditions used during the stress. The dashed line is only a guide for the eye

One insight provided by step-stress experiments is the identification of the so-called critical voltage ( $V_{CRITICAL}$ ). Increase the bias beyond this value and the elastic energy in the AlGaIn layer exceeds the critical value, leading to the formation of defects that cause a hike in gate leakage current. According to this theory, devices operating at voltages below  $|V_{CRITICAL}|$  should never show any degradation.

**NEW!**  
AVAILABLE  
SEPTEMBER  
2011

# AC / DC FIELD HALL EFFECT MEASUREMENT SYSTEM

Model 8404 developed with  TOYO Corporation

Measure mobilities down to  $0.001 \text{ cm}^2/\text{Vs}$

*Typical Fields of Study:*

Solar Cells— $\text{a:Si}$ , CIGS, CdTe  
Organic Electronics—OTFTs, OLEDs  
Transparent Conducting Oxides—ITO, ZnO, IGZO  
Semiconductors—GaAs, GaN, SiGe, HgCdTe, SiC

[www.lakeshore.com/8400.html](http://www.lakeshore.com/8400.html)

 **LakeShore**<sup>®</sup>

## EUROPE'S LEADING EVENT FOR LED AND SOLID STATE LIGHTING

# euroLED™ 2011

Taking place on 8th and 9th June 2011 at  
the Jaguar Exhibition Hall, the Ricoh Arena, Coventry, UK.

Don't miss out on your chance  
to be a part of Europe's leading  
Solid State Lighting industry  
event, featuring a packed  
Conference programme, Gala  
Dinner and Exhibition.

Registration is now open for:

- Sponsorship opportunities
- Exhibition stands
- Conference passes
- Exhibitor passes
- Gala Dinner tickets

Sponsorship opportunities are available across the event  
programme, so register your interest now by visiting  
[www.euroLED.org.uk](http://www.euroLED.org.uk), email [info@euroled.org.uk](mailto:info@euroled.org.uk)  
or call Stephy Kuriakose on +44 (0)121 250 3515  
or Stacey Ludlow on +44 (0)1372 802 052

Premier Sponsors

 **anglia lighting**

 **NXP**

 **PHILIPS LUMILEDS**





It is possible to perform step stress tests in the off-state while stepping up the drain voltage (an off-state step-stress), or by reverse-biasing the gate while drain and source are grounded (a reverse-gate-bias step-stress). In both tests the failure mode – a sudden increase of the leakage current at  $V_{CRITICAL}$  – is the same, but a reverse gate bias step stress avoids side effects such as punch-through or buffer leakage. However, since the gate tends to be closer to the source than the drain, reverse biasing often induces more severe degradation on the gate-edge on the source side, which is where the electric field peaks.

At imec, a European research institute based in Belgium, we have found this to be the case in RF GaN HEMTs fabricated with a gate-source spacing of  $0.7\ \mu\text{m}$  and a gate-drain separation of  $6\ \mu\text{m}$  (Figure 1). The value of  $V_{CRITICAL}$  for these transistors is  $-70\ \text{V}$ , which is remarkably high for a HEMT with a gate-source distance of only  $0.7\ \mu\text{m}$ . Far more noteworthy than that, however, is that in clear contrast to common understanding, we observe degradation of our HEMTs when they are stressed below  $V_{CRITICAL}$  at a constant voltage (Figure 2a).

Our device failure is associated with a surge in gate leakage current (Figure 2a) and resembles oxide degradation and breakdown in CMOS technology. Oxide breakdown in these silicon structures stems from the random formation of localized, preferential leakage paths. This has been observed in emission microscopy images that expose regions with anomalously large current injection: after oxide breakdown, hot spots are seen where the leakage path was formed.

We have observed the same phenomenon in our nitride HEMTs: after stress the device exhibits localized hot-spots that are formed randomly along the gate width (see inset to Figure 2a). These were not there before stress, clearly indicating that the degradation is caused by the random formation of localized leakage paths. The nature of these paths remains a mystery.

The high degree of similarity between silicon transistors undergoing oxide breakdown and the failure mechanism in our HEMTs operating at voltages below  $V_{CRITICAL}$  led us to apply the measurement procedures extensively developed in CMOS to our devices. Following this methodology, we performed time dependent breakdown (TDB) experiments at room temperature for three stress voltage levels ( $V_G = -65\ \text{V}$ ,  $-60\ \text{V}$  and  $-55\ \text{V}$ ) in a population of 48 devices – 16 devices per voltage group. One characteristic that we have studied is the time that has elapsed before the first gate current jump.

This time-to-breakdown ( $t_{BD}$ ) depends of the degree of stress, indicating that gate degradation has a strong bias and hence electric field dependence (see Figure 1 b).

A greater insight into device failure can be garnered by looking at the distribution of  $t_{BD}$ . Mirroring oxide degradation, our HEMTs time-to-breakdown follows the Weibull law (Figure 3a). Fitting data with this law requires a shape parameter,  $\beta$ , plus a value of  $\eta$ , which represents  $t_{BD}$  in 63.2 percent of the device population, for each stress voltage. Once the  $\eta$ -values have been obtained, extrapolation can yield values of  $t_{BD}$  towards lower voltages at an arbitrary failure level.

For example, we have calculated that an operating voltage of  $27\ \text{V}$ , corresponding to 38 percent of  $V_{CRITICAL}$ , guarantees that just 1 percent of the device population fails after being driven for 20 years at room temperature (Figure 3b). To arrive at this conclusion, we extrapolated with a power law model, because this provides the best fit to our data.

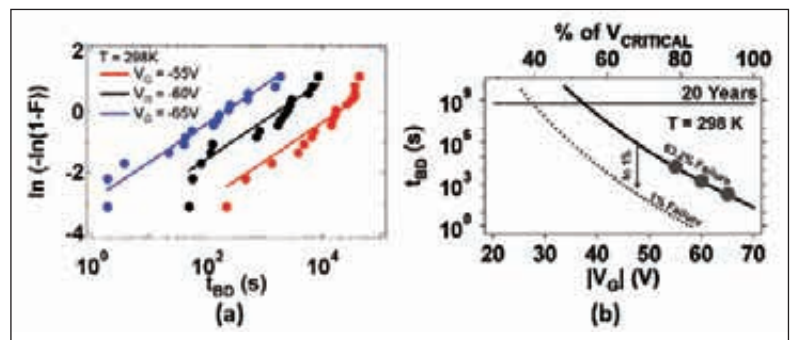


Figure 3: (a) Weibull plot of the time-to-breakdown ( $t_{BD}$ ) distributions for three time-dependent breakdown gate voltage conditions ( $-55\ \text{V}$ ,  $-60\ \text{V}$  and  $-65\ \text{V}$ ). (b) Extrapolation of the  $t_{BD}$  at  $298\ \text{K}$  towards low-bias conditions. After scaling to 1 percent, at 20 years an approximated operating voltage of  $27\ \text{V}$  (corresponding to 38 percent of  $V_{CRITICAL}$ ) can be determined. A power law with exponent  $n=27$  fits best the data

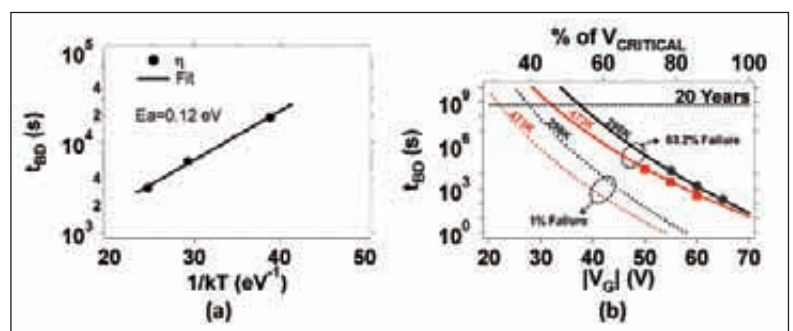


Figure 4: (a) Arrhenius relation of the  $t_{BD}$  on 63.2 percent of the population ( $\eta$  of the Weibull distributions). The activation energy is  $0.12\ \text{eV}$ . (b) Extrapolation of the  $t_{BD}$  towards low bias conditions at  $298\ \text{K}$  (black) and at  $473\ \text{K}$  (red). After scaling to 1 percent, at 20 years and  $473\ \text{K}$  an approximated operating voltage of  $22\ \text{V}$  (corresponding to 31 percent of  $V_{CRITICAL}$ ) can be determined. A power law with exponent  $n=21$  fits best the data measured at  $473\ \text{K}$



*imec is renowned for being equipped with state-of-the-art processing tools*

*Researchers at imec have found that nitride HEMTs exhibit an increase in gate leakage below the critical voltage, which leads to performance degradation and eventual device breakdown*



### Getting warmer

We have also studied the effects of the operating temperature on device reliability, by comparing the gate degradation of three sets of 16 devices at 298 K, at 398 K and at 473 K. In each case, the gate voltage was fixed to  $-55$  V. We adopted the same methodology used to study our devices at room temperature and found that the  $\eta$ -values extracted from each set of HEMTs follow the Arrhenius law with an activation energy as small as 0.12 eV (Figure 4a). Our conclusion: gate degradation has weak temperature dependence. One key consequence of this finding is that any temperature-accelerated test, including the widely used three-temperature life test, can fail to highlight gate degradation phenomenon. That's because temperature, rather than voltage, is used as the accelerator factor. Our work shows that a high-temperature stress that leads to no gate failures after thousands of hours cannot guarantee that there will be no gate degradation within 20 years. A standard temperature-accelerated test only shows that the applied voltage stress is not high enough to observe gate degradation within the stress time.

We have repeated our time-to-breakdown experiments at an ambient temperature of 200 °C with gate stress voltages of  $-60$  V,  $-55$  V and  $-50$  V. Again, when performing lifetime extraction, we found that the power law model provides a good fit to our experimental data (Figure 4b). In this case, an operating voltage of 22 V that corresponds to 31 percent of  $V_{\text{CRITICAL}}$  guarantees a 20 year lifetime at 200 °C with 1 percent failure level. This lifetime applies to a device with a 0.7  $\mu\text{m}$  gate to drain distance. Since breakdown voltage scales with this distance, increasing the separation of gate and drain to 4  $\mu\text{m}$  guarantees a failure rate of just 1 percent for

HEMTs operating at 70 V and 200 °C for 20 years. Interestingly, lifetime extrapolation curves at room temperature are not parallel to those at 200 °C, implying that gate degradation exhibits different activation energies at each bias point. In other words, it is not possible to extract the device lifetime for any arbitrary temperature by just using the Arrhenius equation and the lifetime extraction from time-to-breakdown measurements performed at fixed temperature. The major consequence of this finding is that in order to avoid extrapolation errors, time-to-breakdown experiments should be performed at the targeted temperature. By taking this approach, which is conventionally used in the CMOS industry, temperature effects are intrinsically included in the failure data. Although the nature of gate degradation is unclear, it is possible that the root cause is the well-studied and documented inverse piezoelectric effect. In this scenario, additional strain induced in the AlGaN layer during application of the bias condition would determine the rate of defect generation. Nevertheless, it is possible that an alternative and not yet known phenomena might be behind the time depended gate degradation. Further investigation is required.

What is abundantly clear is that the increase in gate leakage below the critical voltage, which leads to performance degradation and eventual device breakdown, is a very important reliability issue for AlGaN/GaN HEMTs. It is not exposed by conventional reliability approaches based on temperature-accelerated tests, but the pace that it proceeds does depend on the applied bias. So in our opinion a comprehensive reliability evaluation must include voltage-accelerated, time-dependent breakdown experiments at the targeted temperature to correctly assess gate degradation phenomenon and ultimately provide a reliable prediction of HEMT lifetimes.

© 2011 Angel Business Communications. Permission required.



*GaN reliability studies were undertaken at imec, a world-leading research institute in nanoelectronics and nanotechnology with more than 1,850 staff*

### FURTHER READING

- D. Marcon *et al.* Proc of IEEE International Electron Devices Meeting 472 (2010)
- R. Degraeve *et al.* Microelectronics Reliability 39 1445 (1999)
- G. Meneghesso *et al.* Int. J. Microwave Wireless Technology 2 39 (2010)
- J. A. del Alamo *et al.* Microelectronics reliability 49 1200 (2009)

# Announcement

## Compound Semiconductor Greater China Magazine

**Launch:** October 2011

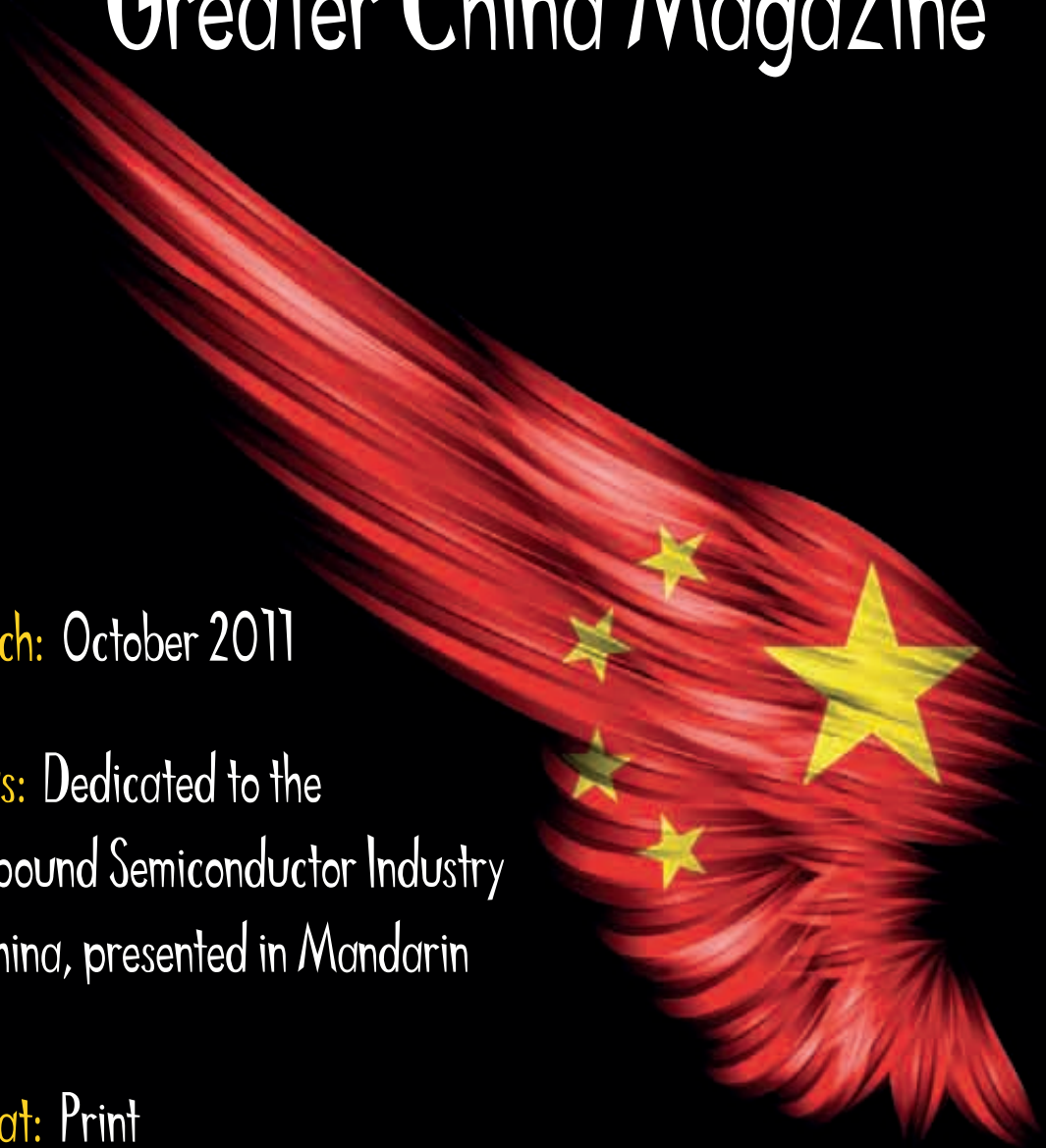
**Focus:** Dedicated to the  
Compound Semiconductor Industry  
in China, presented in Mandarin







**Format:** Print

**Distribution:** Greater China Region

**Please direct all enquiries to:** Stephen Whitehurst, Chief Operating Officer

Email: [stephen@angelbc.co.uk](mailto:stephen@angelbc.co.uk)



**2011 IEEE**  
**Compound Semiconductor IC Symposium**

INTEGRATED CIRCUITS IN GaAs, InP, SiGe, GaN and OTHER COMPOUND SEMICONDUCTORS

October 16–19, 2011  
 Hilton Waikoloa Village on Hawaii's Big Island, HI, USA

Sponsored by the IEEE Electron Devices Society  
 Technically co-sponsored by the Solid State Circuits Society  
 and the Microwave Theory & Techniques Society

## 2011 CSIC Symposium

From its beginning in 1978 as the GaAs IC symposium, CSICS has evolved to become the preeminent international forum for developments in compound semiconductor integrated circuits, embracing GaAs, InP, GaN, SiGe, and more recently, CMOS technology. Coverage includes all aspects of the technology, from materials issues and device fabrication, through IC design and testing, high volume manufacturing, and system applications. The IEEE Compound Semiconductor IC Symposium (CSICS) provides the ideal forum to present your latest results in high-speed digital, analog, microwave/millimeter wave, mixed mode, and optoelectronic integrated circuits. First-time papers concerned with the utilization and application of InP, GaAs, SiGe, GaN and other compound semiconductors in military and commercial products are invited.

## Symposium Highlights

High quality technical papers will be selected from worldwide submissions for oral presentation and publication in the Symposium Digest. Invited papers and panel sessions on topics of current importance to the Compound Semiconductor IC community will complete the program. Extended versions of selected papers from the Symposium will be published in a special issue of the *IEEE Journal of Solid State Circuits*.

## Compound Semiconductor Primer Course & Short Course

The Symposium will again offer the popular primer course, "Basics of Compound Semiconductor ICs," which is an introductory-level class intended for those wishing to obtain a broad overview of RFIC and High-Speed Analog-Mixed Signal technology. The Sunday evening course will cover Si/SiGe, GaAs, InP and GaN materials and processes, BJT/HBT, HEMT & FET device operation, and both analog/microwave and digital ICs. The Course will be tailored to provide the specific background needed for participants to understand and appreciate the papers presented in the Symposium Technical Program.

## 2011 Compound Semiconductor IC Symposium Exhibition

As in past years, the Symposium will sponsor an exhibition of products from various vendors of materials, IC products, processing equipment, test equipment, CAD tools, and foundry services specifically addressing the Compound Semiconductor industry. Numerous vendors will be on-hand to discuss their products and to answer questions. Inquiries concerning the exhibits should be addressed to: **Jim Carroll**, AWR Corporation, Tel: +1 469-248-5462, Email: jim.carroll@awrcorp.com

## Conference Venue

Join CSICS attendees as we "Explore the Spirit of Aloha" at **Hilton Waikoloa Village**. Located on the Kohala Coast of the Big Island of Hawaii in the midst of Waikoloa Beach Resort, the extraordinary property offers an unforgettable experience shrouded in breathtaking gardens, rich wildlife, and tranquil waterways. Plan to come early or stay after the conference to immerse yourself in island culture and tradition at Hilton Waikoloa Village - a truly inspired destination, offering an authentic Hawaiian experience in an unforgettable oceanfront setting.



Symposium Chair: **Dan Scherrer**, Northrop Grumman, Ph: +1-310-812-5892, Email: Dan.Scherrer@ngc.com

For more information please visit the website at [www.csics.org](http://www.csics.org)

# Bipolar SiC transistors enhance electrical power conversion

Today's switch-mode power converters restrict the efficiency of solar systems and hybrid electric vehicles. One way to lift this barrier, while cutting the bill of materials at the system level, is to replace the silicon transistors with SiC bipolar equivalents that can deliver currents of up to 50A, argues **Fairchild's Anders Lindgren**.

**T**ransistors built from SiC are set to play a key role in improving the efficiency, while cutting size and weight, of various electrical products serving a diverse range of applications. These wide bandgap semiconductor devices will probably first make an impact in the renewable energy sector, increasing the efficiency of solar inverters and slashing their bill of materials, thanks to a reduction in heat sink requirements and size of the filter inductances.

SiC transistors also promise to improve the driving range of hybrid electric vehicles, by cutting the size and weight of the hybrid inverter systems. And these robust transistors are also attracting the attention of engineers in the geothermal, oil and gas industries, who are searching for devices that can operate at really high temperatures. SiC transistors will also enable down-hole tools to operate at even further depths, allowing for a greater and more widespread use of geothermal energy.

At TranSiC, now part of Fairchild Semiconductor, we are pioneering the development of bipolar SiC technology that can serve this broad range of applications. Our efforts account for the differing requirements of all these applications that look to exploit different properties of SiC. Industrial applications, such as PV inverters, can mainly benefit from the high efficiency of SiC transistors, and their ability to operate at very high switching frequencies. In comparison, for down-hole applications, the higher operational temperatures of a SiC bipolar transistors is its primary asset. However, efficiency is an important property here as well, since losses contribute to additional device heating.

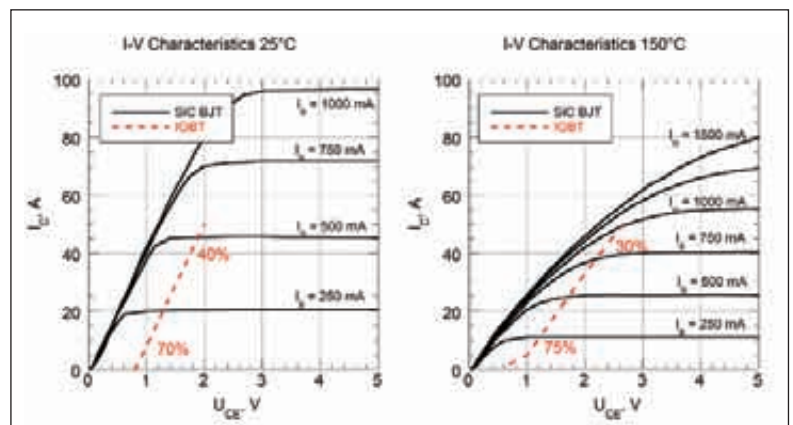


Figure 1 I-V forward characteristics of the SiC BJT compared to the silicon IGBT. The BJT's collector current,  $I_C$ , is plotted as a function of the collector-emitter voltage at a range of base currents,  $I_B$ , ranging from 250 mA to 1 A. The dotted red line represents the same parameters for the IGBT

To cater for these differences, we have embarked on a two-pronged product development program. One of the directions that we have taken services the need for high efficiency and low cost within the industrial market, with components packaged in plastic TO-247 packages for use up to 175 °C.

The other approach focuses on high temperature and has yielded devices in TO-258 metal packages operating at junction temperatures of up to 250 °C. All of these applications are based on switch-mode power conversion.

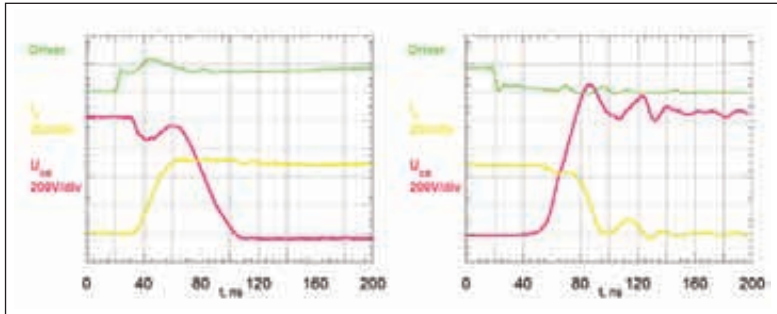


Figure 2. Turn on (to the left) and turn off (to the right) waveforms for the SiC BJT. The green signal is the control signal, the yellow is the collector current, and the magenta is the collector-emitter voltage of the BJT. The turn on is very fast, with a total switch time of approximately 60 ns and the turn off is even faster, with a total time of approximately 30 ns

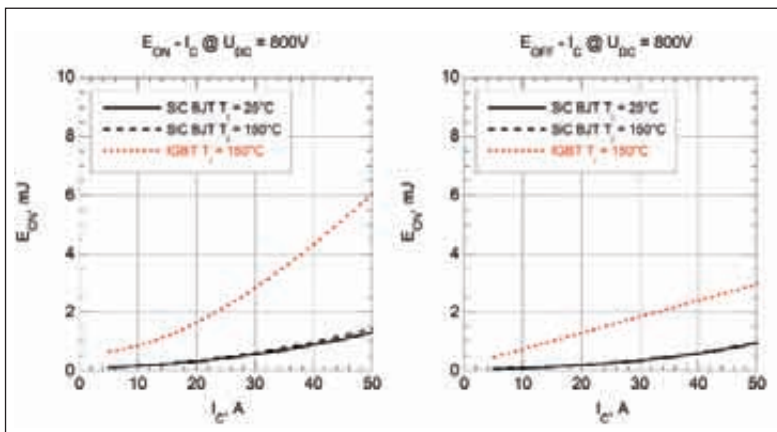


Figure 3. The energies produced in the switch required to turn on and turn off events of the SiC BJT in black compared to the silicon IGBT in red. The figure also shows that the temperature dependence of the switching losses is very low for the SiC BJT

In this process, the voltage and current are constantly chopped by the switching frequency. In the PV inverter case, their waveforms are smoothed out by filter inductances.

Consequently, any comparison of the performance of inverters employing SiC transistors and those using silicon equivalents must include conduction losses and also losses caused by switching events. During turn on or off, every semiconductor device simultaneously carries current and voltage, which produces losses. Minimising loss requires a reduction in the rise and fall times of current and voltage.

In the case of the most widely used silicon technology for switching applications, the insulated gate bipolar transistor (IGBT), a tail of current is conducted after the transistor has been turned off, increasing losses. The SiC

BJT is free from this. Our *npn* SiC bipolar transistors are normally off devices that deliver lower conduction losses than any other SiC technology. The saturation voltage knee that plagues the IGBT does not impair them, so their gain in efficiency at partial load currents is even higher.

What's more, they combine the best properties from the unipolar and bipolar silicon world and then enhance them even further. The bipolar behaviour contributes low conduction losses and good utilisation of the relatively costly SiC material, yet at the same time the switching performance is very fast. IGBTs are optimised and balanced towards either low conduction losses or low switching losses – with the SiC BJTs there is no need to compromise.

BJTs are also easy to deploy in parallel thanks to the positive temperature coefficient of the collector-emitter saturation voltage,  $V_{cesat}$ . With SiC BJTs, higher temperature leads to a higher saturation voltage, but this leads to favourable balancing of the total current between the transistors. And in addition, it helps to prevent hotspots within each die.

We have compared the forward characteristics of our 50 A SiC bipolar transistor with a silicon IGBT, a high-speed 40 A device that contains a silicon IGBT and anti-parallel diode (see Figure 1). Plotting the performance of both devices reveals that the saturation voltage of the SiC BJT is significantly lower – approximately 40 percent less at 40 A compared to the IGBT. This gain in performance gets larger and larger as collector current decreases, and at 15 A it is 70 percent at 25 °C and 75 percent at 150 °C. The superiority of the SiC BJT stems from a

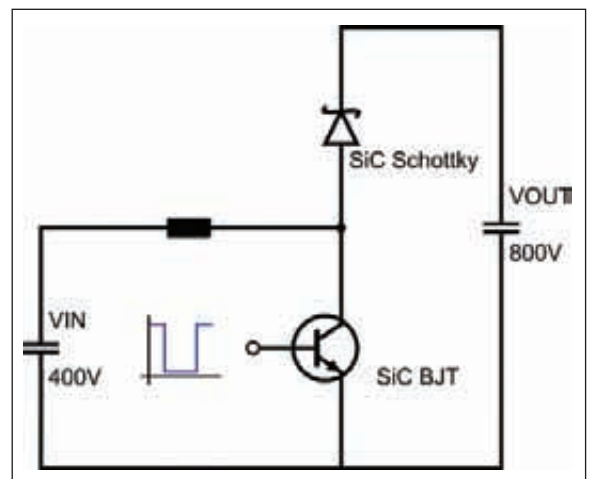


Figure 4. The schematic of the simulated 8 kW boost stage, with 400 V input voltage and 800 V output voltage. Both a SiC approach with the BJT and a silicon approach with an IGBT were simulated

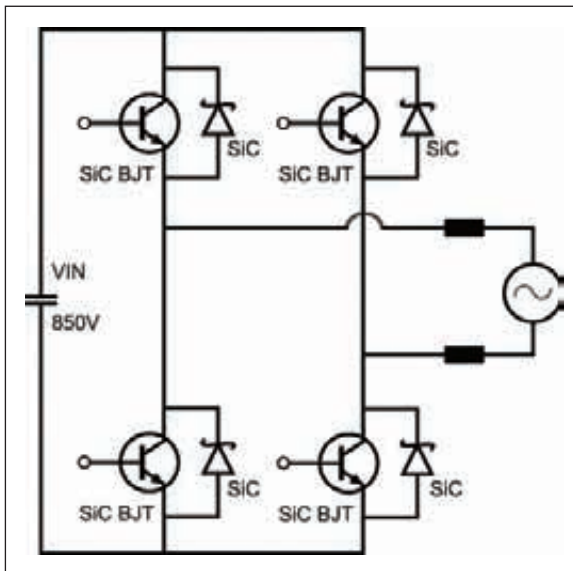


Figure 5. A DC input is transformed into a sinusoidal AC output with this typical inverter circuit. Both a SiC solution with BJTs and a silicon solution with IGBTs were simulated

voltage offset at zero current in the IGBT. Another strength of our SiC bipolar transistor is that it does not go into the 'hard' saturated state – previous generations of silicon bipolar transistors were notorious for this behavior. This makes the SiC BJT switch as a unipolar device, without the need for special precautions such as baker clamps. Thanks to the small die size and lack of parasitic components, they can operate at high frequencies with negligible turn off delays and no current tail at turn off.

Switching times below 20 ns are possible for a 800 V and 6 A SiC BJT. For the 50 A device the switching time is longer. That's because the current rise and fall time is governed by the mutual stray inductance in the emitter path, and switching a higher current takes longer.

The turn on and turn off waveforms for our 50 A SiC BJT are very fast: turn on from 800 V to 50 A takes 60 ns, and turn off is even faster, requiring just 30 ns (see Figure 2).

Switching energies can be determined by integrating the product of voltage over and current through the device during the transitions. We have compared electrical losses with those from the datasheet for the IGBT. The difference is huge: the total SiC BJT switch energy (turn on plus turn off) is only 28 percent of that for the IGBT switch energy at 50 A and 800 V (see Figure 3).

We have carried out higher-level system simulations to reveal the impact that the lower conduction loss and

switching energies can have on a typical system. Two different topologies have been investigated, one boost and one inverter. Both are widely used in photovoltaic inverter designs. In such an inverter it is typical for the voltage from the solar panels to be initially increased by the boost stage (see figure 4). This boost voltage is then fed to the DC bus of the inverter stage (see figure 5), which causes a sinusoidal AC current flow through the output filters and into the network.

The details of our simulations are that a 8 kW boost converter stage was fed with 400 V and this voltage was increased up to 800 V. Different switches and diodes were compared at 16 kHz and 64 kHz, under the same cooling conditions. For the inverter a DC link voltage of 800 V was used, and a regular 230 V AC network connection on the output was used.

For the 8 kW inverter stage the maximum output current amplitude was set to 50 A (33 A RMS). The same alternations of semiconductors and switching frequency were made, and the cooling conditions were throughout these alternations kept the same in this case as well. The results of our simulations are presented in Figure 6 and Figure 7.

These simulations not only highlight the lower conduction losses of the SiC BJT compared to the IGBT, but also

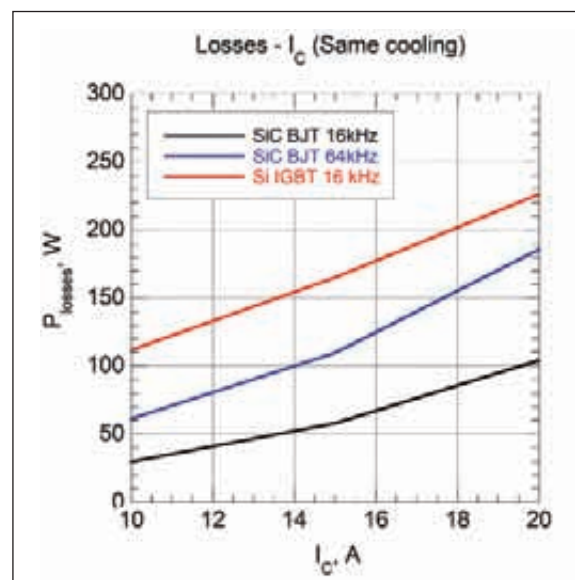
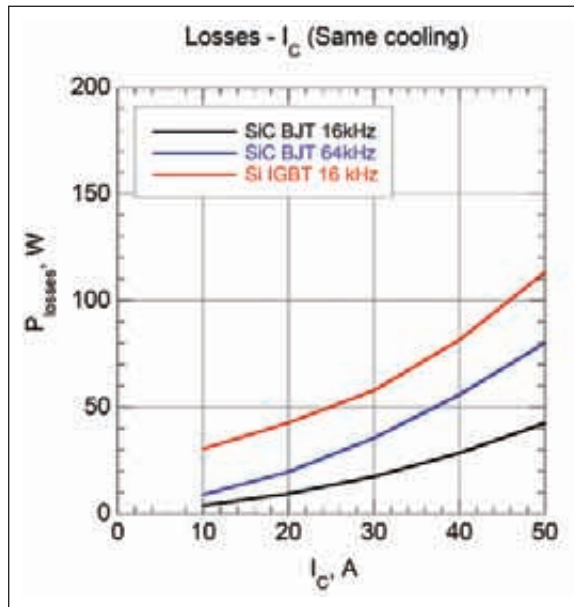


Figure 6. The results from the electro-thermal simulations by engineers at Fairchild reveal the superiority of SiC BJTs in the boost stage. Losses are plotted versus the output current for the 8 kW boost converter in figure 4. It can be seen that the gain in efficiency using SiC compared to silicon is gets larger and larger as the load current is decreased (part load)

Figure 7  
Fairchild's SiC BJTs can reduce the losses in the inverter stage if they are used to replace silicon IGBTs, according to calculations by the company. The losses are plotted versus output current amplitude, in the 8kW inverter circuit in figure 5. It can be seen that the gain in efficiency using SiC compared to silicon is relatively getting larger and larger as the load current is decreased (part load)



show that the low switching losses in this wide bandgap device are greatly enhancing the system efficiency. If extremely low losses are the primary goal for the system designer, then the SiC BJT should be used at the same low switching frequency as the IGBTs, in this case 16 kHz.

Take that route, and according to our simulations, losses in the boost stage can be cut by 52 percent,


and losses in the inverter stage by 65 percent. However, if cost, size and weight are considered as important factors – cost and weight are normally viewed in this manner – then the system designer should increase switching frequency. This reduces both the size of the choke in the boost stage and the inductances in the output filters. Even at four times the original switching frequency, 64 kHz, the losses associated with the SiC BJT are lower than those for the IGBT running at only 16 kHz. That four-fold frequency increase can nearly halve the cost, size and weight of the switch inductances, while producing less loss in the semiconductors.

These simulations illustrate how SiC bipolar transistors can play a pivotal role in driving down the cost and size of power conversion systems in a wide range of applications, starting with the those containing switch inductances such as DC-to-DC converters and inverters with output filters. That, in combination with requirements on high efficiency, makes SiC BJTs an ideal choice in PV inverters and mobile equipment such as automotive DC-to-DC converters and traction drives.

Electrification within the automotive industry is proceeding at a rapid pace, and when this sector taps into the great set of attributes of the SiC BJT it will spur the development of smaller, easier to cool electrical systems.

© 2011 Angel Business Communications. Permission required.

## Professional Tools for Motion



**Kurt J. Lesker**  
Company

[www.lesker.com](http://www.lesker.com)

Kurt J. Lesker Company  
United States  
412.387.9200  
800.245.1656  
salesus@lesker.com

Kurt J. Lesker Canada Inc.  
Canada  
416.588.2610  
800.465.2476  
salescan@lesker.com

Kurt J. Lesker Company Ltd.  
Europe  
+44 (0) 1424 458100  
saleseu@lesker.com

Kurt.Lesker (Shanghai) Trading Company  
科特·莱思科(上海)商贸有限公司  
Asia  
+86 21 50115900  
saleschina@lesker.com



11-035





**CS**industry  
awards**2011**  
**WINNERS**

Winners for 2011

The inaugural Compound Semiconductor Industry Awards were presented at the CS Europe Conference held in Frankfurt.

WINNER

## Substrates & Material Award

Sumitomo Electric Industries, Ltd  
The world's first 6-inch diameter GaN (gallium nitride) substrates to be used for white LEDs (light emitting diodes)



The white LED market has been growing rapidly using 2- to 4-inch diameter sapphire substrates. It has also been developing larger diameter GaN substrates. These materials allow for better thermal dispersion which will enable LED manufacturers to reduce chip sizes and increase output power.

The company also believes GaN substrates will be used for power devices because of the excellent thermal conductivity, electric responsiveness and breakdown voltage of devices made using these materials.

The front face of the newly developed 6-inch GaN substrates is a polarized\*1 c-plane\*2. The company has ongoing development efforts to bring this material into large scale production and expects that these materials will find wide-spread use for both white LEDs and power devices

\*1 Polarity: Polarity refers to a change in the electrical characteristics of a crystal caused by the preferred orientation of the constituent elements.

The characteristics of a GaN substrate are determined by the orientation of Ga (positively charged) and N (negatively charged). When either element is oriented on the crystal surface, charge distribution within the crystal becomes inhomogeneous, resulting in a decrease of the efficiency.

\*2 c-plane: c-plane is a crystal face of a GaN substrate generally used for white LEDs and blue-violet or blue lasers. With positively-charged Ga and negatively-charged N oriented alternately, c-plane exhibits a strong polarization. This polarization decreases light-emitting efficiency in the green region.

*Editors Comment: Sumitomo's development of 6-inch GaN is a really important advance, promising to drive down manufacturing costs for lasers, power electronics and cutting-edge LEDs.*

# Epiwafer Processing Award

## EVG 850TB/DB: Temporary Bonding/Debonding Systems



Thin wafer processing is a key enabling technology for compound semiconductor applications such as high-brightness light emitting diodes (HB-LEDs), power devices, radio-frequency (RF) devices, micro-electro-mechanical systems (MEMS), and most recently for through-wafer-via (TWV or TSV for silicon substrates) applications and 3D chip stacking. Handling and processing of thin wafers is quite delicate and requires thin wafer specific equipment modifications for further processing. Especially the high fragility of III-V compound semiconductors makes them prone to wafer breakage. A far more cost-effective method is temporary bonding of the device wafer to a carrier wafer prior thinning. This carrier wafer provides mechanical stability to the thinned device wafer. The main advantage of this approach is that the device wafer thickness can be further reduced, enabling further improved device performance.

Additionally, temporary bonded wafers can be handled and processed like standard bulk wafers. In this way the whole front-end and back-end foundry as well as packaging infrastructure can be utilized.



After thinning and/or backside processing the device wafer is debonded. The debonding technology is the cornerstone of thin wafer handling. The EVG 850TB/DB Temporary Bonding / Debonding system, an integral part of EVG industry proven range of HVM ready production wafer bonding systems, integrates the bonding and debonding steps of thin wafers, as well as cleaning and film frame mounting, in one system.



Alternatively the thin wafers can be loaded into coin stacks or put onto thin wafer carriers. Adding only two process steps, temporary bonding and debonding, allows thin wafer processing on standard equipment in any existing fab.

**Editors Comment:** Tremendous innovation within the III-V industry is leading to the creation of many different device architectures requiring wafer thinning. EVG's tool will help these devices leap from lab to fab.

# Metrology, Test and Measurement Award

## BlueRay DS



The Cascade Microtech BlueRay DS probe station allows testing double-sided substrates typically performed in a laboratory with the ability to meet the throughput and reliability requirements of a production environment. The BlueRay DS is a universal platform for a multitude of applications in semiconductor test such as LED, MEMS, and optical devices. - Testing backside-emitting LED is now possible. The prober can be equipped with an integrating sphere or fiber assembly to collect and measure the light at the backside of the substrate. This allows higher measurement accuracy compared to a setup using a reflected beams. - Inspecting transparent and semi-transparent substrates require a light source below the specimen.

In combination with a Shack-Hartmann sensor, this tool is the perfect platform for quality inspection of microlens arrays. - The test of a MEMS device, for example a semiconductor microphone, requires stimulation by noise and measurement of the electrical response on top. The BlueRay DS provides the platform to execute such tests even in a high-volume production environment.

The wafer prober is designed to grow with the production demand. The machine concept is modular and can be expanded step by step from the development lab to the production fab. In the simplest setup, the probe station is just a semi-automatic benchtop tool that can be expanded to a fully automatic prober with wafer cassette

feeding. Wafer probers are typically designed to place the substrates to a flat chuck and probe from the top side only. If the customer's substrates are structured on both sides, the wafer test requires a special probe system to get access to both the top and bottom of the wafer. Before the BlueRay-DS, such substrates only could be tested in the packaged state. The packaging itself is costly and the cost of packaging bad die can be saved if the bad die are identified earlier in the process. With the BlueRay DS, Cascade has transitioned double-sided probing into the production test process, becoming the first company that offers a modular wafer probing solution that grows with the process requirements of the development lab to the production fab.

The BlueRay DS allows test instrumentation of 100 mm; this can be any measurement setup for electrical and non-electrical parameters. Compared to competitive products, the free space at the substrate could be increased enormously. Where other systems only have a fiber to collect light of the DUT, the BlueRay DS can hold an entire 4" integrating sphere.

In combination with the precise motorized holder, the positioning of the instrumentation can be as close as a few  $\mu\text{m}$  to the DUT.

This new opportunity opens a new window into test setups that were never possible before, and existing tests can reach a new dimension of measurement accuracy in a production environment.

*Editors Comment: The LED industry is striving for better testing standards. Cascade's tool could be part of the solution.*

## Fab Measurement Award

### 150-mm Silicon Carbide Substrates



Cree, Inc is being recognised for a major breakthrough in the development and wide scale commercialization of silicon carbide (SiC) technology with the demonstration of high quality, 150-mm SiC substrates with micropipe densities of less than 10/cm<sup>2</sup>. The current Cree standard for SiC substrates is 100-mm diameter material.

SiC is a high-performance semiconductor material used in the production of a broad range of lighting, power and communication components, including light-emitting diodes (LEDs), power switching devices and RF power transistors for wireless communications. The significant size advancement of single crystal SiC



substrates to 150-mm can enable cost reduction and increased throughput, while bolstering the continued growth of the SiC industry.



*Cree's Advanced Device Clean Room facility has enabled them to maintain a strong pace of innovative development and continue manufacturing improvements.*

**Editors Comment:** Cree's commercialisation of 150 mm SiC is great news for everyone in the wide bandgap electronics industry. It should spur reductions in the manufacturing costs of Schottky diodes and various forms of transistor.



WINNER

## Most Innovative Device Award

RFRD6460 PowerSmart™ Power Platform



RFMD's RFRD6460 3G multi-band, multimode PowerSmart Power Platform is targeted at Smartphones and mobile internet devices (MIDs) by providing extensive flexibility and customization, user experience focused performance with real-time battery life optimization, and a dramatically smaller front end solution size—all while accelerating an original equipment manufacturer's (OEMs) time to market.

At the heart of the RFRD6460 is the industry's first RF configurable power core, designed to seamlessly merge RFMD's leading, industry-proven VSWR-tolerant, quadrature power amplifier technology with RFMD's patented power management technology in a new category of cellular sub-system. Although comprised of two separate component placements, the RF6260 and the RF6560, these components were developed to operate seamlessly as an agile and highly RF configurable power core.

The RF configurable power core enables the replacement of all traditionally used power amplifiers and power amplifier DC-DC converters used in 3G front ends by covering current and foreseeable modulation schemes as well as having broad, scalable band coverage that enables up to 5 bands of WCDMA/HSPA+ operation. Additionally,



the power core provides performance and battery life customization without hardware changes as well as the ability to maximize efficiency across power levels, data rates, and during non-ideal load conditions (VSWR).

RFMD's revolutionary PowerSmart Power Platform is the first of its kind to provide OEMs the ability to build a truly global and cost-effective Smartphone platform.

This new product platform meets the widely varying needs of mobile operators and, most importantly, provides the capability to efficiently move as the user moves between voice and data, between mobile operators, and between regions of the world.

*Editors Comment: RFMD's RFRD6460 excels in the areas that really matter. It combines incredibly low power consumption with a small footprint and versatile amplification.*



LED

## Solutions for HIGH BRIGHTNESS LED Manufacturing

▶ Nano Imprint Lithography for beam shaping and enhanced light extraction

▶ Handling and processing of thin and bowed wafers

▶ Wafer bonding for layer transfer

▶ Optical lithography and resist processing solutions

[www.EVGroup.com](http://www.EVGroup.com)



The key to your success

# PATLITE®

New Frontiers in Safety, Security and Comfort.

## Ultra-bright LED Illumination

Save on maintenance and energy costs and reduce hazardous waste with the RoHS compliant CLA LED illumination light bar. The CLA's slim design and seven different lengths allow it to be used in any size equipment. The IP69k rating allows the CLA to be used in very wet and harsh environments.

Look to PATLITE for your machine lighting needs.

Slim Waterproof Type **CLA**   

**PATLITE (U.S.A.) Corporation**

20130 S. Western Ave., Torrance, CA 90501 Phone 1-888-739-0009 • e-mail: [cssales@patlite.com](mailto:cssales@patlite.com) [www.patlite.com/us](http://www.patlite.com/us)

### CS COMPOUND SEMICONDUCTOR



Reprints are a valuable sales tool.  
Benefit from a reprint featuring your company.

They can be ordered after publication and can be customised to your exact needs.

For more information please contact the sales team.

Jackie Cannon  
T: +01923 690200  
E: [jc@angelbcl.co.uk](mailto:jc@angelbcl.co.uk)

Shehzad Munshi  
T: +01923 690215  
E: [sm@angelbcl.co.uk](mailto:sm@angelbcl.co.uk)

## RABOUTET S.A.

Manufacturer of Molybdenum.  
Components for MBE.  
Specialized Cleaning  
& Degassing available.



 **RABOUTET S.A.**

250 Av Louis Armand  
Z.I Des Grand Prés  
F-74300 Cluses France  
Tél : 33 (0)4 50 98 15 18  
Fax : 33 (0)4 50 98 92 57  
E-mail : [info@raboutet.fr](mailto:info@raboutet.fr)  
<http://www.raboutet.fr>



## Most Innovative Device Award

### Advanced Gallium Nitride (GaN) research and development



TriQuint received a multi-year Defence Advanced Research Projects Agency (DARPA) research award of \$16.2 million to create complex, high dynamic range circuits for future defence and aerospace semiconductor applications. These are some of the most demanding uses for semiconductors in any industry, and a significant technical undertaking.

The intent of this R&D contract was to conduct advanced Gallium Nitride (GaN) research and development, to create new generations of compound semiconductor circuits through the Nitride Electronic NeXt-Generation Technology (NEXT) program. The NEXT program goals are focused on the development of GaN circuits that fundamentally advance design engineering.

These developments could set the stage for revolutionary new designs that are as different as today's computers are different from those of the 1980s. TriQuint believes that in the future, the leap in technology resulting from NEXT program research will be looked back upon as a significant turning point in the evolution of semiconductor engineering. Gallium Nitride handles more power per square millimetre than gallium arsenide. It is also much more efficient than silicon. However, even when one considers the significant advances TriQuint has pioneered, today's GaN technology has frequency and power limitations related strictly to its relative maturity compared to GaAs and Si tech. The NEXT program is designed to advance GaN several generations to create high-power / high-efficiency logic circuits. By advancing the GaN technology, greater efficiencies will be



introduced. These include improved ruggedness and the ability to withstand stressful environmental conditions experienced in aerospace and defence applications. It also means significantly expanding capabilities, which makes the product more useful and practical. Success of the TriQuint NEXT program could result in an industry-wide adoption of new technologies with wide reaching economies and improved performance

What is particularly novel is the significance of the aggressive R&D goal the company has set itself. The results of this R&D could be revolutionary. The ability to undertake this level of research comes from a deep understanding of existing GaN technology and the resources needed to improve it. GaN is already recognized for its ability to handle more power per square millimetre than other semiconductor technologies such as gallium arsenide, and much more so than silicon. However, even with the advances TriQuint has pioneered, today's analogue GaN technology has frequency and power limits. So, the need to re-imagine a conventional process is fundamental to the approach to this R&D program.

**Editors Comment:** GaN's great attributes have already revolutionized the LED, laser and RF electronics industries. With the help of TriQuint, the march of this wide bandgap wonder material is set to continue, making an impact in the production of logic circuits.

# The burgeoning SiC market

By the end of this decade SiC device sales will be netting a billion dollars and substrate revenues will be worth \$350 million, according to market analyst **Philippe Roussel from Yole Développement**. He talks to **Richard Stevenson** about the chipmakers set to make the biggest splash and the type of substrate that they will be using.

**Q** After many years of waiting, some SiC chipmakers are now making transistors. Who is leading the charge?

**A** Cree is definitely number one in terms of the MOSFET. They are the first company to have developed and commercialised the SiC MOSFET, launching a 1.2 kV, 20 Amp device that will deliver 17 Amps at 100 °C. It's a discrete design that was also developed for a US company Powerex. They made a field-effect module with a SiC MOSFET, which has the discrete as a die, not as a packaged chip.

Who else? If we stay with the MOSFET, the most advanced technology besides Cree is probably that of Mitsubishi Electric. It is making this device for internal purposes only, probably for motor control or inverters for AC systems.

Fuji Electric is developing MOSFET devices and involved in a product with AIST in Japan. It is supposed to open a SiC line that will be an open fab. Fuji's is an interesting MOSFET technology, but it's not fully developed yet. Northrop Grumman was developing a SiC MOSFET too. The company is very defence orientated and issues very little information. And Rohm and Toshiba are also active in this area.

**Q** What about other types of SiC transistor?

**A** SemiSouth introduced the SiC JFET in the market place three year's ago in very limited quantities. They were the first company with normally-on and normally-off JFETs. One of the key advantages of these transistors is that they are much easier to manufacture – and probably less expensive as well – because there is no oxide and the geometry is simpler. Yields depend on the micropipe density. So they depend on what type of substrate you start with, and how big your device is. With a MOSFET, die are quite big, so the chances of being on top of a micropipe can be huge. To increase the yield, you have to start with zero micropipe wafers that are much more

expensive. You have some of these problems with JFETs, but the current density is much higher. So for the same current range you have much smaller die and less risk of being affected by micropipes.

**Q** That is a big advantage. So why are some manufacturers pursuing the MOSFET?

**A** The MOSFET is a discrete device, offering chip-to-chip replacement with an IGBT or silicon MOSFET. The JFET has to be driven a bit differently. But if you can operate it in normally-off mode, the industry is not reluctant to use it.

**Q** Does SemiSouth face competition in the JFET market?

**A** Infineon is trying to enter this business. One of the key added values of its JFET is that they are pushing to higher current densities to reduce the die size and the cost. Today, 50 percent of the cost is related to the substrate and epi, so if you can save space and size, you can save a lot of cost. As far as we understand, Infineon is looking at normally-on JFETs cascode-mounted, using silicon transistors to turn a normally-on JFET into a normally-off JFET. For high temperature applications, using silicon is probably an issue. Northrop Grumman is also involved in JFET development.

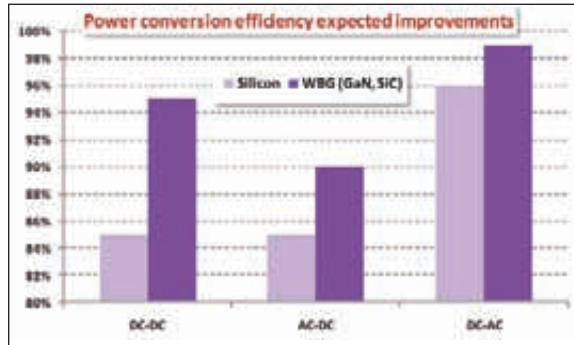
**Q** In addition to the MOSFET and the JFET, some other types of device are under commercial development, aren't they?

**A** Yes, there is the BJT transistor. Leading its development is TranSiC, the Swedish company; and Shindengen, a Japanese company. Shindengen is an advanced silicon-Schottky-diode developer, so it's a key competitor of ST Microelectronics. It is really active in SiC, even if it is not that visible. The BJT is not in production yet. Cree is also doing some IGBT



*Production operators in Cree's new Advanced Device Clean Room facility in Research Triangle Park, NC, inspect SiC wafers with a scanning electron microscope. Credit: Cree*

Figure 1. Wide bandgap semiconductors such as SiC can deliver significant improvements in all forms of electrical conversion over silicon incumbents



development. And there is a small company called United SiC, which are quiet active in developing an IGBT.

**Q What will all these forms of SiC transistor be used for?**

A The transistor is now opening the door to the field-effect power module. As soon as you put the SiC transistor on the module, you have a field-effect module that can be used at very high temperatures. The key high-end applications are wind turbines, PV inverters and motor controls. Of course, the dream is the hybrid electric vehicle (HEV), but now it's a question of qualification time. Starting from scratch, it takes approximately one to one-and-a-half years to qualify a SiC transistor for PV applications. For HEVs, some say two years, while others say four or even five.

**Q Are SiC transistors viewed by potential customers as strong contenders to the silicon incumbents?**

A Oh yes, for sure. In terms of on-state resistance, there is no discussion. And the high-temperature functionality of SiC transistors is incredible. It means that you can really save costs at the module and system level by shrinking the size of the passives, getting rid of fans and basic devices and so on.

**Q How would you describe shipments of SiC transistors?**

A The device is ready, the manufacturing process is OK, and it's available on the market – we just have to qualify the device. By the end of 2011 we should see the first mass-volume application in production. However, it's a very limited market – Cree is the only one you can find on DigiKey, and you are talking about \$80-100 a piece, which is huge. We hope the price will come down. But I don't think we're going to find that kind of 1.2 kV, 20 A device at less than ten bucks – it would be too close to the manufacturing cost. What price could we hope for? \$25 would be reasonable.

**Q Which companies do you tip to lead sales over the coming years?**

A To generate high business in the power electronics industry, you have to be an established power electronics manufacturer. Competitors like Infineon, ST Microelectronics, Toshiba and Mitsubishi have been in the power electronics business for a very long time, and I think that they could be very successful if they have a device that hits the specs. I would not be surprised to see Mitsubishi Electric re-think its business model. Currently it does not sell devices, but only modules and systems.

Cree is a leader in terms of technology. However, it has not been a power electronics maker for a long time. So I don't know about its access to the market. And getting access to the market is key. For example, ST Microelectronics has been very successful with its SiC Schottky diode. Its Schottky diodes were not better than its competitors, but it had better access to the market because it was leading the silicon Schottky diode business.

**Q How will sales of SiC transistors pan out?**

A Everything can occur if we succeed in reducing the cost. We expect \$1 billion device revenue, including diodes, by 2020. We think one-third of this market will be diodes and two-thirds transistors. This is also the split in the silicon world.

**Q SiC diodes have now been in the market place for 10 years. How would you describe their sales today?**

A The diode itself is very limited in terms of applications. Most of the time you have to couple it with a silicon device so you don't get a large part of the value of working with a SiC device – especially superior high-temperature performance. You can sell a lot on efficiency, but not on high-temperature capability.

Up until now, it has been a market for power systems for the power supply. But we see more and more companies going towards automotive applications, with companies like Nissan and Toyota thinking about putting SiC diodes only in two kinds of devices: the DC-DC boost converter, and the battery charger for the wall-plug to the car. The SiC diode offers some percentage points in terms of efficiency.

**Q Are chipmakers improving their SiC diodes?**

A Manufacturers are pushing up the current density to

reduce the cost and make the device more and more attractive. Roughly speaking, today the difference in price of SiC diodes and silicon equivalents is about a factor of five.

**Q What are the most common uses for these diodes?**

**A** There are two businesses: one for 600 V and one for 1.2 kV. 600 V is related to everything that you can plug into the wall. For 1.2 kV, it is related to industry. We are also seeing some development of higher voltage diodes, like 1.7 kV and 2.5 kV, for trains and other forms of transport.

**Q Do these SiC diodes and transistors account for a significant proportion of SiC substrate consumption. Or does Cree's LED manufacture account for more material?**

**A** I can't give you a precise number, but the dominant production is for LEDs. Even if you include the GaN RF devices grown on SiC, something like 90-95 percent of all SiC substrate area is being used for LEDs.

**Q Today, how do shipments of 2-inch, 3-inch, 4-inch and 6-inch SiC compare?**

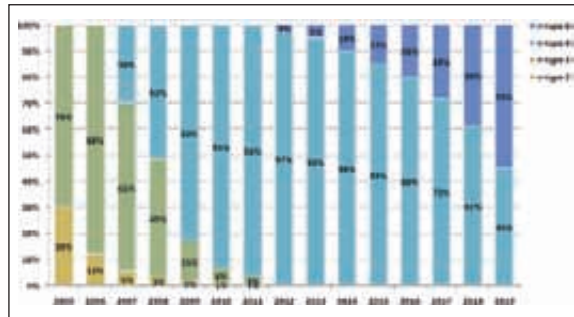
**A** In 2011, in production, we are seeing the introduction of 6-inch, but the price remains really high and it is only available from Cree. We think that only a few percent of SiC devices are manufactured on 6-inch substrates, with 90 percent made on 4-inch. If we project to 2018, 60 percent will be 4-inch and 40 percent will be 6-inch, in terms of percentage of square-millimetres processed. 3-inch will disappear – it's an in-between diameter that nobody wants. 2-inch will probably stay for R&D. It's good for the first level of qualification.

**Q What do you expect SiC substrate sales to be by the end of this decade?**

**A** We think that in 2020, along with the \$1 billion revenue for devices, there will be probably be \$350 million for substrates. Today, 50 percent of the cost of the device is the substrate, and by 2020 it will only account for around 30 percent.

**Q Are substrate costs falling fast?**

**A** In 2009, based on the 4-inch wafer, the overall device cost – including substrates plus front-end and back-end processing – was \$0.30 per square-millimetre. In 2015, it will be less than \$0.18 per square-millimetre, based in 6-inch wafers. And we are probably quite



*Figure 2. Today, manufacture of SiC power electronics products is mainly performed on 4-inch substrates. During this decade, production on 6-inch will become more common*

conservative, because we are likely to see the emergence of Dow Corning and II-VI with this material, and that will impact wafer prices.

**Q What is SiC substrate quality like today?**

**A** Two or three years ago we were in the phase of material improvement, and now we are in the phase of device improvement. Theoretically the wafers are OK – we know how to make zero-micropipe wafers. However, there are still some issues with Basal Planes and other types of dislocation.

**Q A few years ago, a dozen or so SiC substrate developers were fighting over a relatively small market. Has this led to much consolidation?**

**A** No. We don't see a lot of new entrants, but we don't see a lot of concentration. The only concentration we have seen is that Rohm has bought SiC Crystal. But I don't think we need more than five players. That would be an approach like the GaAs business.

**Q Who are the big players in the SiC substrate market?**

**A** Cree still dominates, and it is increasing its revenues. However, its relative market share is decreasing – in 2010 it probably had 40 percent of the business, on both semi-insulating and n-type. It has strong competition on semi-insulating from II-VI, and with n-type substrates, we are about to see Dow Corning moving up. SiC Crystal is now in the hands of Rohm, and it's very hard to say what it is going to do with that. Up until now Rohm has decided to keep the brand – you can still buy SiC Crystal wafers.

• Yole Développement is releasing its next SiC market report this July.

© 2011 Angel Business Communications. Permission required.

# China's LED chipmaking boom fuels global overcapacity

Most of the LEDs that are made in China fall into one of two camps: either low performance, incredibly cheap emitters that backlight keypads and illuminate the likes of toys, children's shoes and power indicators; or high-end power chips for general lighting that are fabricated through joint ventures with foreign LED manufacturers. Domestic chip production is ramping in both these sectors, contributing to overcapacity in the global market and driving down prices, reports **Richard Stevenson**.

**T**he LED industry continues to receive tremendous support from governments all around the world. Many of them fund fundamental device research that helps to increase chip efficacy and spur LED penetration into new markets. In some cases, there is also state funding for programmes to introduce device standards, while at the regional level some local governments offer LED makers discounted rates for land rent.

If a league table to reflect the extent of government support was constructed, it is a near-certainty that China would be at the top, thanks to great assistance it gives its chipmakers. If they need to invest in new epi-reactors, they are eligible for \$1.5 million subsidies on multi-wafer tools, equating to up to 75 percent of the total cost. And to help LED makers flourish financially, they can access low-interest loans, receive tax breaks and pay very little – and sometimes nothing at all – for their land. What's more, LED chipmakers in China can gain from strong competition between the provinces, which are trying to outdo each other by offering these high-tech firms great incentives to set up there.

All these chipmakers could also benefit from the growth of domestic infrastructure for LED production, according to



Ross Young, Senior Vice-President of Displays, LEDs and Lighting at IMS Research, a UK-based provider of market research and consultancy to the global electronics industry: "We have seen a number of announcements of Chinese companies entering the sapphire market and I would imagine that there are incentives to get them in." Many of these entrants are successful polysilicon manufacturers who Young expects to do well in the sapphire substrate market. For metal-organics, gas sources and MOCVD tools Chinese LED chipmakers have to rely on imports. Mirroring the rest of the world, Aixtron is the leading supplier of MOCVD tools. It had 56 percent of the market from fourth quarter 2009 to fourth quarter 2010 - Veeco had the remainder. However, Chinese chipmakers are starting to have other MOCVD reactor manufacturers knocking on their doors. Young believes that Applied Materials has shipped an MOCVD tool to China, and says that the Korean epi-reactor manufacturer Jusung is also targeting this country, following a slowdown in its domestic sales. "And we hear that Taiyo Nippon Sanso is also trying to ship to China," adds Young.


Chinese chipmakers looking to build their capacity may also be able to buy locally soon, thanks to MOCVD

development in the country. "We believe that in some cases they may have bought, or had access to, a Veeco or Aixtron tool to study," reveals Young. "But we don't believe there is anything commercially available yet in China."

### Strong growth in fertile ground

As expected, the great set of incentives for pursuing LED manufacture in China has driven up the number of players in this market, some of which have spun out from universities carrying out research into this device. Today the number of firms making LED chips, including joint-ventures with overseas chipmakers, stands at around 60, with most based in the cities of Caian, Hebei, Beijing, Shanghai, Hangzhou, Wenzhou, Nanchang, Xiamen, Shenzhen, Dongguan, Xian, Wuhan and Binxian.

Keeping track of all these chipmakers is complicated by mergers and acquisitions that can involve a re-launch under a new name. For example, Century Epitech, Nanchang Xinlei and Podium have become part of Jiangxi Lianchuang; Longfei and Shanghai Long De Xin have joined forces and become PN Stone; and Shanghai Rainbow and Yangzhou Longyao have come together to form one group. According to Young, the driving force for these moves is a lack of 'epi-talent': "When one company



© 2011 Angel Business Communications.  
Permission required.



has developed the process, and another is struggling but has the tools or capital, it make sense for them to consolidate."

San'an Optoelectronics, Silan and HC SemiTek are leading the sales of nitride LEDs by Chinese firms, with revenue for the red and yellow cousins based on AllnGaP spearheaded by Changelight. Efforts from them and all the other LED chipmakers in China led to device sales of RMB 4 billion (\$ 0.6 billion) in 2010, and revenue is expected to increase to RMB 10 billion in three-to-four year's time, according to the Chinese media outlet GG-LED.

Young believes that the vast majority of these sales are to the domestic market. "Before [these companies] can start aggressively exporting, they will have to make sure they have their IP licenses in place." Obtaining this crucial piece of documentation can be a lengthy process, due to the number of companies requesting licenses.

The Chinese government's motivation for ploughing cash into its LED industry is its desire to roll out solid-state lighting, particularly in street lighting, across the country.

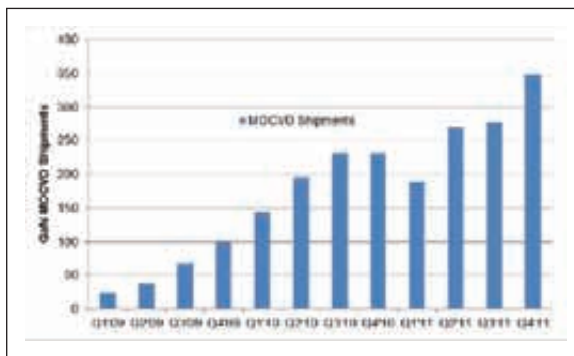


Figure 1: Shipments of MOCVD tools have rocketed in recent times to unprecedented levels

This can cut the nation's electricity needs, reducing demand to build more nuclear power plants. "That's important for an economy growing as large and fast as that of China's," explains Young. Some of China's chipmakers are fulfilling the government's wishes, and producing LEDs with a cool-white emission of 130-150 lm/W at 350 mA, a performance good enough to cater for general lighting. These firms include SemiLEDs, which has just started installing tools in China to increase its capacity.

"SemiLEDs is right up there with its vertical structure with its metal carrier, which does a really good job of getting the heat out," explains Young. He says that the company decided to expand into China because costs are low, including those for equipment, which is reduced thanks to the subsidy programme. This in turn allows the company to price its products more aggressively.

Some other Taiwanese companies are also pursuing joint ventures in China, and producing high power chips with 130-140 lm/W efficacies. These significantly outperform the domestic Chinese companies, which have products below 100 lm/W. These less-efficient LEDs fail to meet the requirements for the country's solid-state lighting program, and are serving other applications.

### Failing to hit the big screen

The last few years have witnessed an explosion in the number of LEDs deployed in backlighting screens, and some Chinese chipmakers have tried to get into that market. But, in general, there are few success stories and they may miss the boat. According to Young, this market will saturate in 2013: "One issue is that the number of LEDs per panel is going down as efficiency goes up. And TV manufacturers have reduced the brightness to 400 cd/m<sup>2</sup> on their entry panels, so they are using less LEDs there."

Today, most of the LED chipmakers in China are shipping to 'off-spec' markets, with devices are going into low-value-added applications. "These LEDs are not backlighting displays, but backlighting the keyboard on a notebook or a phone," explains Young, who adds that these chips are also being used in Christmas tree lights, the heel of children's sneakers and in indicators that reveal whether an electrical item is 'on' or 'off'. The ramping production of these low-performance LEDs in China, plus their high-power cousins, is not welcomed in some quarters. "You have supply growing at a time when demand isn't there," points out Young. He says that the 1100 MOCVD tools being installed all over the world in 2011 can meet the anticipated demand right through to 2013 or 2014 – when incandescents are banned and solid-state lighting kick offs. Today it simply leads to oversupply, driving down chip prices.

One company already hurting from global LED overcapacity is the US chipmaker Cree, which has failed



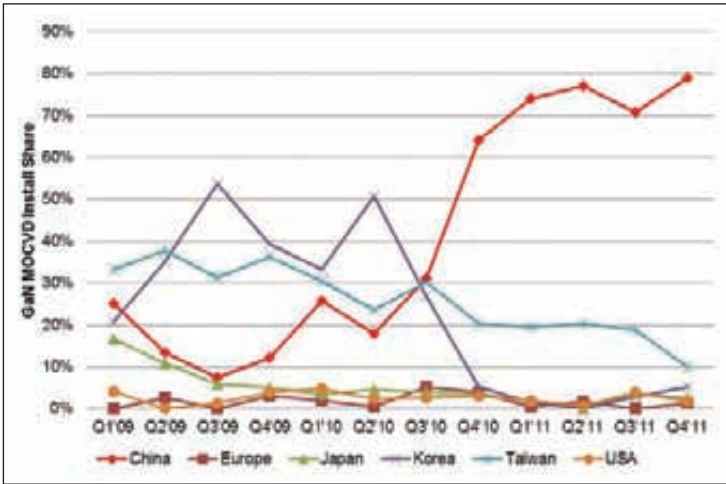


Figure 2: The \$1.5 million subsidy offered by the Chinese government for the purchase of multi-wafer MOCVD reactors has helped this country become the biggest market for shipments of this deposition tool

to hit its guidance in recent quarters and has seen its profits plummet. In 2010 it exported a significant proportion of its high-power chips to China, which is probably the biggest market today for solid-state lighting, due to the street lighting program. Repeating this feat at the same margins is now far harder, due to downward price pressures on the LEDs.

Young believes that excessive MOCVD reactor installments in 2011 along with yield improvements can help cater for demand to 2014. "We think that yield improvements are going to be significant over the next two-to-three years. If everyone increases their yields by 20 or 30 percent, that's [equivalent to] a whole lot of new tools."

Further efficiency gains may result from an increase in substrate sizes. Currently, production is predominantly on 2-inch wafers – it is one consequence of the subsidy plan, which required the purchase of a tool capable of handling at least 31 2-inch wafers. If process engineers can learn to handle the strain associated with the growth of nitride films on sapphire, production can then move to larger wafer sizes, yielding more chips from every reactor.

Although there will be overcapacity in the market for the next few years, that does not mean that MOCVD sales will dry up. "Certain tools may become less functional," explains Young, "and new tools may be brought on the market that are more cost effective." In addition, some companies will also invest in capital equipment to win market share. The path that China's LED industry will take over the next few years will be influenced by

the twelfth five-year plan, which will be unveiled in a few months. The nation's leaders want their country to be one of the three third biggest LED manufacturers by 2015, so this technology is sure to feature heavily in the next programme.

Young predicts that the next plan will focus on increasing domestic demand for LEDs, and place less emphasis on chip supply. He speculates that this could involve domestic content requirements, which insist that LEDs used in goods are made in China.

"So companies like Cree, which isn't manufacturing the chips in China – although they do package them there – could face some hardship."

Along with greater domestic demand, the Chinese government will want its LED industry to develop more of its own intellectual property, and echo the advances that the nation's solar industry has made over the last few years.

"China was behind in solar, but after they partnered with Australian universities – New South Wales in particular – they quickly improved the technology and were on the leading edge very quickly," says Young. "These things haven't happened yet in LEDs, but I'm sure it's a goal. And they are going to spend a lot of money trying to make it happen."

● IMS publishes quarterly market reports on the Chinese LED market

© 2011 Angel Business Communications. Permission required.

## Technology-enhanced gas source and distribution equipment:



# SEMI-GAS® has it all.

The Standard of Excellence in Safety, Quality and Performance.

When it comes to gas source and distribution equipment, SEMI-GAS® is really all you need to know. We have one of the world's largest installed bases...and our customers keep coming back to us.

Details await you at:  
[www.SEMI-GAS.com](http://www.SEMI-GAS.com)

**SEMI-GAS SYSTEMS**  
A Division of APPLIED ENERGY SYSTEMS, INC.

180 Quaker Lane, Malvern, PA 19355  
T: 610-647-8744 F: 610-640-4548  
email: [sales@semi-gas.com](mailto:sales@semi-gas.com)

[www.SEMI-GAS.com](http://www.SEMI-GAS.com)

**V**iews on how the economy has fared over the last year are governed by the eye of the beholder. Those wearing rose-tinted spectacles will point out that gross domestic product is increasing in the US, the Europe Union and many countries in the Far East, and conclude that more prosperous times are just around the corner. According to them, revival will be spurred by cheap borrowing, stemming from low interest rates. Meanwhile, those seeing their glass as half empty will be quick to point out that the economic storm is far from over. They may argue that the recent financial bailouts of

Ireland and Greece underline fragility in the global the banking system, and point out that the sharp decline in the public service workforce of many countries will swell unemployment numbers that are already high. This, in turn, will place even greater strain on the welfare state of many nations. What's more, say those with a more pessimistic outlook, the cost of black gold has shot past \$100 a barrel leading to higher energy prices, which have historically been a catalyst for economic downturns. Against this backdrop of economic uncertainty, stock markets around the world have slowly headed north.

## Topsy-turvy year for III-V shares

In general, it has been a fairly good year for compound semiconductor shares, with many firms experiencing double-digit increases in value. But variations in market performance are huge: Fibre laser manufacturer IPG Photonics has more than tripled its share price in the last year, while LED chipmaker Cree has seen its share price plummet by nearly 50 percent.

**Richard Stevenson reports.**



Between the end of April 2010 and the end of April 2011 the Dow Jones climbed by 16 percent, the value of FTSE increased by 12 percent and the Nikkei fell by 8 percent. The Japanese index was on track to make a small gain during that timeframe, but share prices plunged in the wake of the quake and tsunami.

Tech shares have followed the general market trend, with the NASDAQ has rising by 14 percent in the 12 months leading up to the end of April 2011. And III-V shares have fared slightly better on average. Of the 20 companies featuring on the *Compound Semiconductor Share Price Leaderboard* (see p44), 11 have outperformed the NASDAQ, with three increasing in value by more than 100 percent. In comparison, 9 have been below that benchmark, including Cree, which is now propping up the leaderboard following a dramatic change in fortunes – last year it was in fifth place.

### Fibre-laser fortunes

The canniest investment in a III-V company over the last year would have been the buying of a stash of shares in the vertically integrated, fibre-laser manufacturer IPG Photonics. During this time period, shares in the leading fibre-laser maker trebled in value, with most gain made in the last few months (see Figure 1).

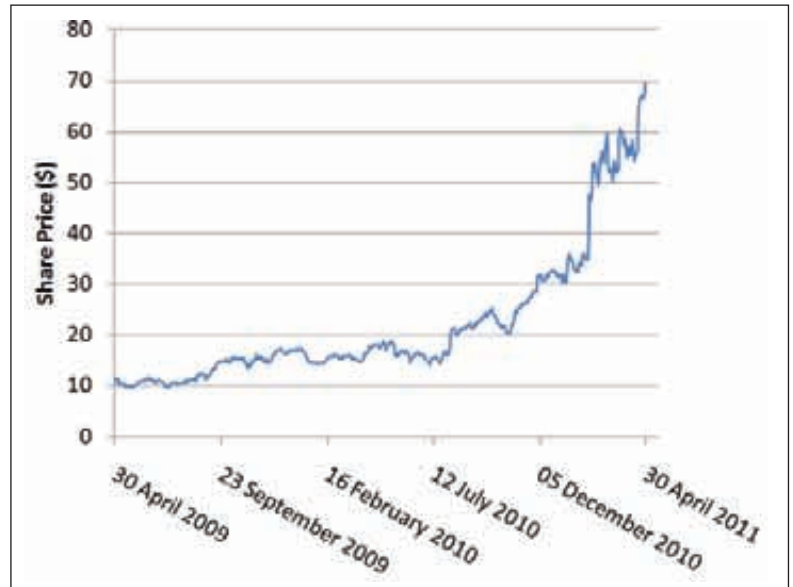
On 25 February 2011, the day that IPG posted its financial results for fourth fiscal quarter 2010, share prices jumped by 40 percent. This was driven by a hike in revenue to \$101 million, nearly double the figure for the equivalent fiscal quarter of 2009, and a leap in profit to \$27.1 million. In the fourth quarter of 2009, profit was just \$3.1 million.

Although IPG's full-year figures do not show such impressive growth, it is abundantly clear that the company is heading in the right direction. Sales for fiscal 2010 were \$299.3 million, up \$113.4 million year-over-year, and profit was \$54 million, ten times better than the previous year.

Commenting on these results, company CEO and founder Valentin Gapontsev claimed that the sales growth in fiscal 2010 stemmed from a growing industry acceptance of the firm's fibre lasers, especially in materials processing applications such as cutting, welding, marking and engraving. Sales to this sector more than doubled in the fourth quarter of 2010, compared to the equivalent quarter of the previous fiscal year.

"Geographically, we achieved sales growth in every major region, with China and Europe reporting the largest year-over-year increases of 256 percent and 92 percent for the quarter, respectively," explained Gapontsev.

Further success appears to be on the cards for IPG as the company continues to grow its revenues, invest in the development of products and manufacturing technology



and expand manufacturing capacity. As *Compound Semiconductor* went to press, IPG posted sales of \$100 million in the first fiscal quarter of 2011, historically the firm's weakest quarter of the year. Revenue guidance for the second quarter is \$102-110 million.

### Growing wafers, growing business

Second on the share price leaderboard list is Cardiff-headquartered epiwafer supplier IQE. Shares in this firm have been steadily increasing in value since early 2009, hit £0.59 this February and have dropped back slightly since to around £0.45.

Commenting on the fiscal 2010 sales figures that were released on 29 March, 2011, CEO Drew Nelson said that the company is currently enjoying a great deal of financial success due to very strong growth in its core business, high-speed connectivity, which includes wireless-related products for all forms of mobile device communications. Sales of wireless products for the most recent fiscal year, which ended on 31 December, were up 32 percent year-over-year, and accounted for three-quarters of the firm's £72.6 million sales.

Revenue for 2010, which exceeded that of 2009 by £20 million, was bolstered by the acquisition of the US firm Galaxy Semiconductors. That move means that IQE can now produce antimonide wafers, which are used in infrared applications, at two sites: Spokane, WA and Milton Keynes, England. To partly fund the buy-out and also repay borrowings and finance capital expenditure, in the Fall of last year IQE raised \$20.8 million through the selling of 65 million new shares.

Long-term shareholders in IQE will be delighted to see profits of £6.3 million for fiscal 2010. The previous year's profit was one-third of this, and prior to that the company

Figure 1. IPG Photonics' share price has shot up in the last 12 months on the back of rising sales in the fibre laser market



had operated at a loss for many years. IQE is very excited about the potential growth of its optoelectronics business, which accounted for 20 percent of 2010 sales and grew at an organic, year-on-year growth of 46 percent. One very promising area is consumer optoelectronics, which includes finger navigation devices and optical interconnects, such as Intel's Lightpeak technology. Sales of VCSELs that serve these applications increased year-over-year by 120 percent.

Concentrating photovoltaics is another area where IQE is active. It's has developed multi-junction devices in conjunction with solar cell and system partners, and hopes to increase sales when deployment of this technology ramps.

The epiwafer manufacturer refrained from issuing any financial guidance during its earning release for fiscal 2010. However, Nelson said that the company was

playing a key role in driving the deployment of the four technology 'megatrends' of this decade: high-speed connectivity; sustainable clean energy generation and the efficient use of energy; the explosion of personal consumer devices for enhanced lifestyle; and the increased sophistication and performance of security related systems. "The Board remains confident that IQE is well-position to continue its strong growth in 2011 and beyond," said Nelson.

The only other company on the leaderboard with an appreciation of at least 100 percent is French MBE toolmaker Riber. Shares in the Paris-based outfit slightly increased in value throughout 2009 before climbing steeply at the start of this year. Late this March, Riber reported its financial results for fiscal 2010, revealing year-on-year increases in sales and profits from €17.4 million to €20.7 million and €0.6 million to €1.6 million, respectively. The French outfit claimed that the increase in

Compound Semiconductor share price leaderboard						
Rank	Company	Ticker	Share value, April 30, 2010 [1]	Share value, April 28, 2011 [1]	% appreciation	Change in Rank
1	IPG Photonics	IPGP	17.73	93.96	252.9	+15
2	IQE (London)	IOE	0.32*	6.756*	135.1	+8
3	Riber (Paris)	RIB	2.56*	5.21*	104.6	+11
4	Grivore	GROR	1.44	2.50	79.2	+17
5	Skyworks	SKW	18.09	31.29	73.8	+6
6	Freescale	FNSR	15.64	26.85	69.1	+1
7	TiDont	TDNT	7.90	13.34	68.9	+5
8	ACT	ACT	4.20	6.77	61.2	-6
9	JDSU	JDSU	13.54	20.94	47.9	-1
10	Hittite	HITT	52.73	65.66	21.4	+8
11	Aixtron (Frankfurt)	AXX	35.38*	41.40*	17.7	-8
12	NAASDAQ composite	NDX	2589.99	2988.74	14.1	+5
13	RFMD	RFMD	5.81	6.54	11.2	-4
14	Kopin	KOPN	4.50	4.88	8.4	+1
15	Veeva	VECO	47.62	50.60	6.2	+14
16	Radstone	RBDH	27.60	24.20	2.2	-12
+17	Endwave	ENWV	3.01	2.58	-22.1	+2
+17	Infinera	INFN	9.75	7.60	-22.1	-2
19	Analogix	ANAD	5.12	3.93	-23.2	-5
20	Oclaro	OCLR	14.11	10.48	-25.7	-14
21	Cree	CHRR	76.00	46.55	-38.6	-10

\* Converted to dollar using the exchange rates on 30 April of 1 EURO = 1.4810 USD and 1 GBP = 1.4716 USD

revenue had been driven by a 10 percent rise in MBE system business, reflecting an upturn in demand from III-V chipmakers. However, Riber's income had also benefited from a 38 percent hike in revenue from the services and accessories business, plus a 24 percent increase in sales of evaporation sources and cell sales. According to the company, this has vindicated its decision to diversify into the organic LED and thin-film solar markets. The French toolmaker had an order book worth € 21.8 million at the end of February 2011, which included three production tools, seven research systems and many effusion cell orders. This strong foundation is expected to pave the way to further revenue and profit growth throughout this year.

### Footing the table

Investor's in Cree have had a painful 12 months. The share price failed to kick on from \$76, its value in late April 2009, instead dropping on two occasions. In the Fall it fell to \$50, before recovering in the New Year to \$65. But then it plunged again, and by the end of this April shares were valued at \$40. However, if anyone had invested in Cree two year's ago, they could console themselves with a gain of more than \$10 per share (see Figure 2).

The more recent, bigger, fall in value has stemmed from failure to hit guidance figures. Cree targeted sales and profit of \$270-280 million and \$51-55 million, respectively, for its second fiscal quarter, ending December 26, 2010. But it posted sales of only \$257 million, along with profit of \$49.8 million. At that time the company predicted third fiscal quarter revenue and income of \$245-265 million and \$42-50 million. And again it failed. Sales and profits for this quarter were \$219.1 million and \$18.9 million, respectively.

Cree is primarily blaming the shortfall on a mixture of market weakness and aggressive pricing in Asian markets. In a conference call discussing second fiscal quarter earnings on 18 January 2011, chairman and CEO Chuck Swoboda said that sales to LED component distributors in Asia were lower than expected, due to an inventory correction at their customers. "The correction has been caused by a pause in the China LED streetlight demand, and lower-than-expected growth in LED bulb applications."

Three months later, Swoboda admitted to investors that the recovery in end-customer demand was slower than Cree had expected: "Distributor sales to end customers have improved post-Chinese New Year, but it took longer to work through customers inventories than we originally targeted, and pricing was lower than we had forecast." Revenue for the fourth fiscal quarter is expected to be £225-245 million, with profit in the range \$16-23 million.

The company has set itself several goals to turn around its fortunes, and will direct the most attention to the growth of its LED lighting business. "Our LED lighting product

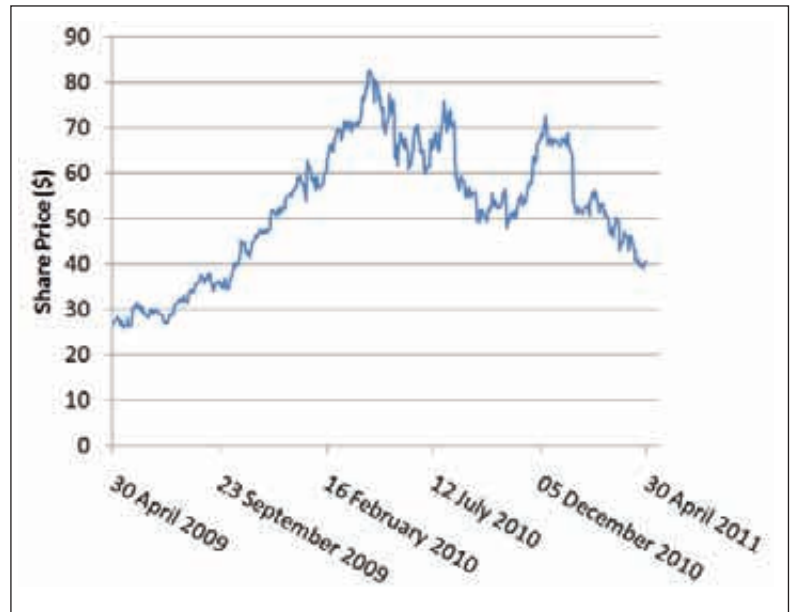


Figure 2. Gains in Cree's share price from mid-2009 to mid-2010 have been largely wiped out by falls in recent months, which have largely resulted from overcapacity in the LED market.

line continued to grow in quarter three, led by increased sales in North America for commercial applications and sales of EcoSmart Downlights to Home Depot," explained Swoboda. International market sales are through Zumtobel, which has recently signed a two-year extension to its deal with Cree.

Cree's second priority is to enable lighting fixture companies to develop their own LED products. To address this, Cree has launched products such as the XLamp MT-G LED that can replace a halogen lamp. Third on Cree's list is the upgrade of LED production to 150 mm SiC substrates. Product qualification should be complete by the end of quarter four, allowing a manufacturing ramp to commence in the first quarter of 2012.

If Cree executes on these fronts it seems unlikely that they will be footing the table this time next year. If they did, they would have the embarrassing accolade of being the first company to be in last place for two years in succession on the leaderboard, which has been a feature of this magazine since 2006. The average rise for the last placed player is 14 places, and the score to beat is a climb of 19, which AXT achieved in 2010 when it rocketed from the bottom to second place. Can Cree go one better? Tune in next year and see.

• Disclaimer: Richard Stevenson holds a small number of shares in IQE.

© 2011 Angel Business Communications.  
Permission required.

Inserting microstructures within the epilayers of a nitride LED can boost dispersion and ultimately increase chip efficacy, says **Optogan's Lauri Knuuttila and Pekka Törmä.**

## Coaxing more and more light out of high-brightness LEDs

The LED chipmaking industry is incredibly competitive. There are many, many companies operating in this sector, and every one of them is working really hard to keep its customers, while welcome new ones currently being served by rival firms.

One way to stand out from the crowd and win business is to offer superior technology. Several years ago, cutting-edge crystal quality with dislocation densities on the order of  $1 \times 10^7 \text{ cm}^{-2}$  would have given a company a major head start over its competitors. But many chipmakers can now boast of material quality as good as this, along with high internal efficiencies. So today, arguably the best way for a company to differentiate itself from the competition is to manufacture LEDs delivering unprecedentedly high extraction efficiencies.

At Optogan – a European chipmaker with production facilities for LED assembly in St. Petersburg, Russia, and high-volume chip production in Landshut, Germany – this is our key objective.


Getting light out of the LED chip is not easy, given the huge difference in the refractive indices of air and GaN. However, efficient light extraction is essential for the realisation of LEDs with state-of-the-art efficacy. This requires excellent device architectures that get very close to delivering their theoretical level of light extraction.

Numerous different approaches have been used by the industry to get more light out of the chip, and by far the biggest challenge is to build an LED that can successfully combine a handful of these approaches to yield a cutting-edge, cost effective chip.

Our epimax LEDs that we have developed for lighting applications have been built with this goal. One of their hallmarks is that they are free from packaging because this simplifies light extraction, thanks to a reduction in the number of interfaces associated with the luminaire. Chip design is focused on maximising radiation from the top surface while minimizing radiation from back and sidewalls.

Several of the approaches that we have considered to boost the light extraction of a basic LED chip are highlighted in Figure 1. These desirable features have to be incorporated into the device during its fabrication, either during chip processing or the epitaxial growth of the nitride film. It is worth noting, however, that chip processing can have its downsides. It can lead to absorption in contact layers and defective areas, stifling





light extraction through an increase in light reflected back into the structure. This has an unwanted side effect: additional heating of the LED chip.

### Preventing substrate losses

One of the first steps that we took to increase LED light extraction was to introduce a mirror on the reverse face of the emission surface, which reflected light towards the emitting side of the structure (see Figure 1 a). We found that the technology used to create this reflective surface, and also the geometry of the chip, can impact reflection, heat dissipation and conductivity. Unfortunately, the mirror has to be placed a relatively long way from the light-generating region of the device, leading to significant losses during the trip that light has to take twice through the GaN-substrate interface. A far better approach is to introduce a scattering plane at the interface between the

substrate and initial GaN layers (Figure 1 c and d). Turning to substrates that are 'structured' on a micrometer scale can create such an interface, delivering an additional benefit – lower dislocation densities, which stem from more favourable initial growth phases for GaN.

It is tempting to incorporate a reflective layer within the nitride epitaxial stack, underneath the quantum wells that generate light emission. Adding many pairs of AlGaIn with vastly differing compositions to create a distributed Bragg reflector can create such a structure, but it is difficult to form a really good reflector because material quality issues hamper multi-layer AlGaIn structures.

We have found that it is more effective to introduce micro-scale structures within the GaN layer, which also reduce tensions in this low-dislocation-density film. Images

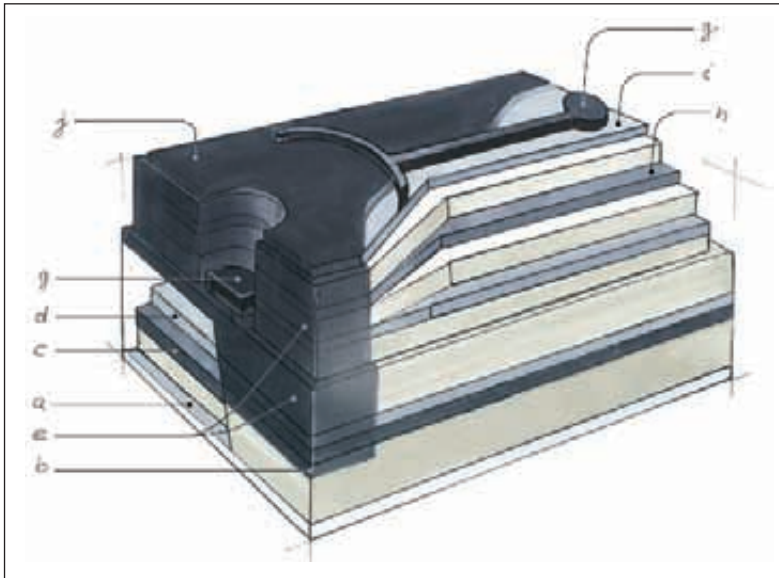


Figure 1. A basic InGaN-based LED chip can include many features for improving light extraction: a) bottom mirror, b) scribing area, c) ultra low dislocation density GaN buffer, d) light scattering epitaxial layer, e) chip sidewalls, g) metal contacts, h) internal light scattering p-layer, i) contact material and j) chip coating

acquired with a scanning electron microscope reveal that it is possible to control the size and shape of these features by judicious choice of the growth regime (see Figure 2 a and b). The shape of these voids can be controlled from nearly vertical to fully inclined. Thanks to this versatility, it is possible to produce an optimised dispersion structure with excellent crystal quality through careful selection of growth modes and the thickness and composition of the layers.

### Extracting light through the top

Internal reflection at the chip's top surface, which reduces LED output, can be cut with either antireflective optical coatings (see Figure 1 j) or objects that are highly dispersive. According to theory, objects are most effective at dispersing light when the ratio of the wavelength of this radiation inside the material is between one-tenth and twice its physical dimension. Dispersion efficiency peaks when this ratio is between one-third and one.

Increasing dispersion by tailoring the chip's surface is a widely adopted approach for boosting light extraction. There are numerous highly sophisticated, very robust methods that can be adopted, but traditional photo-resist technologies are far from ideal because it is challenging to scale this approach to dimensions comparable to the very short emission wavelengths of GaN-based materials.

Quite often mask-less approaches are more suitable, from both a cost and yield perspective. A well-known, very efficient method for increasing dispersion involves altering

the growth conditions for the last few layers of the epistructures so that they form a rough surface (Figure 1 i). The downside of this approach is that it can compromise electronic and optical performance, and we believe that it is better to insert a crystalline scattering layer inside the p-type GaN layer (Figure 1 h). Take this route and a flat surface can be formed on the top of the chip, simplifying subsequent processing steps.

Gains are also possible by tailoring the transparent contact material by chemical treatments to create scattering objects on the contact surface (see Figure 2 c and d). In addition, it is possible to use a similar technology with chips employing a flip-chip geometry, with light extracted from the sapphire side of the device. In this case, scattering objects are formed on the sapphire surface (see Figure 2 e and f).

Traditional scribing technology for chip separation tends to create visible damage on our substrates and their epilayers near the scribing area. Low damage scribing techniques combined with post scribing chemical treatment is an effective way to solve this problem.

Although the sidewalls of the chip account for a very small proportion of its surface area, they play a pivotal role in determining the LED's extraction efficiency. That's because emission from the active region transgresses equally in all directions, and due to the high degree of total internal reflection within the device, a significant portion of this light is guided towards the sidewalls. We have found that extraction efficiency can be improved with various etching methods that either taper the sidewalls




Figure 2. Scanning electron microscopy images reveal: the microstructures to reduce tension in GaN layer (a, b); the tailoring of transparent contact materials to increase light extraction (c,d); and the structuring of the sapphire surface for flip-chip technologies (e,f)





*Optogan's chip assembly within the newly installed LED component and module factory in St. Petersburg*



and guide the light, or remove sidewall scribing damage and increase light dispersion by roughening the sidewalls. Absorption by metal contacts is another issue, which we address with some very simple approaches. We limit the area of this contact and suppress current injection into the active region under the contacts with current blocking layers (see Figure 1 g).

Forming a good p-type contact to any visible nitride LED is challenging. The *p*-GaN surface must be predominantly covered with contact material to ensure uniform current spreading and minimised contact resistance. Consequently, if the LED is to exhibit high emission efficiency, either highly reflective or highly transparent *p*-contact materials are mandatory, depending on chip geometry. This sets challenges for the correct contact material and structuring of the selected material.

### Putting it all together

Making LEDs that excel in light extraction requires optimisation of the chip architecture on several fronts. A tremendous amount of research related to this is ongoing, and a search of the literature reveals that more than 2000 papers were published on this topic last year. Given this high

level of research activity, it is not surprising that there are a multitude of schemes for extracting more light from the LED. The portfolio of light extraction technologies is actually a mixed blessing, because not all the schemes are suitable for LED manufacturing. Selecting those that are most appropriate is of paramount importance – one trap for the unwary is the approaches that promise incredibly high levels of light extraction, but are impractical, complex, and difficult to integrate into the LED.

We are devoting a great deal of time and effort to selecting a handful of technologies for light extraction that can work together to create LEDs with cutting-edge performance. This effort is already paying dividends, with our *in-situ* epitaxial and *ex-situ* mask-less approach (see Figure 2) yielding a 187 percent improvement over our previous generation of LED chips.

However, we know that we still have a long way to go on the road to the production of LEDs with incredibly high values of extraction efficiency.

© 2011 Angel Business Communications.  
Permission required.

*High-brightness chip technology currently ramping up at the new Optogan facility in Landshut, Germany*

### FURTHER READING

V.E. Bougrov et al. *LED professional Review* **18** 42 (2010)  
T.-X. Lee et al. *Optics Express* **15** 6670 (2007)

*The Optogan Group manufactures innovative, competitively priced, high-brightness chips, LED components, LED lamps and LED luminaires. Three Russian scientists and entrepreneurs in Helsinki, Finland founded the company in 2004, and the following year this start-up began developing chip technologies in Dortmund, Germany. Currently the new production facilities for LED assembly in St. Petersburg, Russia, and high volume chip production in Landshut, Germany, are ramping up.*

*The manufacturing plant in St. Petersburg was opened on 29 November 2010 by Deputy Prime Minister of the Russian Federation, Sergey Ivanov. With an overall investment of 3.35 billion rubles (80 million euros), it is the largest LED component and module factory in both Eastern Europe and the Commonwealth of Independent States. The factory, which will employ up to 800 people, covers 15,000 m<sup>2</sup> of floor space, 5,000 m<sup>2</sup> of which is taken up by a clean room environment. The first production line has an annual production capacity of 360 million LEDs and further capacity extensions are scheduled.*



# LED droop: Theorists uncover the Auger mechanisms

Calculations by Chris Van de Walle's team from the University of California, Santa Barbara, (UCSB) expose two forms of indirect Auger recombination as the primary causes of LED droop

THE many researchers intensely debating the cause of LED droop, the decline in device efficiency at high drive currents, can be divided into two camps: those that believe Auger is the culprit, and those with alternative theories.

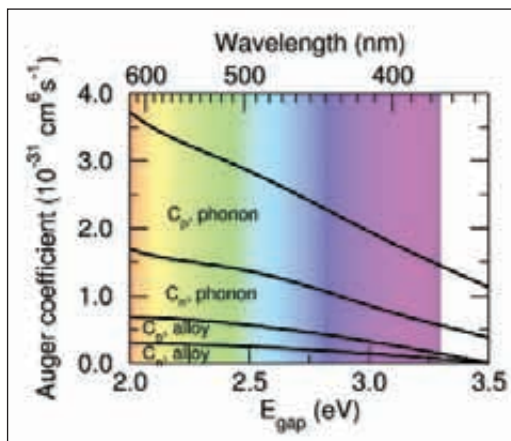
Within the Auger fraternity, there is a lively discussion regarding the exact form of Auger recombination responsible for droop. Chris Van De Walle's team from UCSB are now claiming that they have uncovered the true cause: indirect Auger recombination, mediated by electron phonon scattering and alloy scattering.

Their efforts follow in the footsteps of the first claim for Auger recombination's dominant role in LED droop, which came from researchers at Philips Lumileds in late 2007, who argued their case based on the results of photoluminescence measurements. But a theoretical team led by Joerg Hader from the University of Arizona poured doubt on this claim in early 2009 when they calculated that the standard Auger process – direct intraband Auger recombination – was far too weak to account for droop.

Later that year, Van de Walle's group showed that interband transitions to the second conduction band play a significant role in LED droop. However, this process is only important for a small range of InGaN compositions, and fails to explain the droop observed in LEDs spanning a far wider range of wavelengths.

Recently, the UCSB group has calculated the Auger coefficients for indirect recombination mediated by a scattering mechanism that provides additional momentum and enables Auger transitions to a broader range of final states.

The theorists have found that electron-phonon interactions in the nitrides are strong, due to nitrogen 2p orbitals. "In phosphides, arsenides and antimonides, there is always another p-type orbital lower in energy than the bonding p one, so electrons that participate in bonding see a screened nuclear charge," explains Van de



According to UCSB calculations, the strongest Auger coefficient for nitride LEDs is the phonon-assisted hole-hole-electron processes, which is denoted as ' $C_p$ , phonon' in the figure

Walle. "In contrast, nitrogen bonds with the 2 p orbitals see the full unscreened potential of the core." This makes the energy of the bonds very sensitive to the exact position of the nitrogen nucleus.

Van de Walle and his colleagues have also calculated the strength of indirect Auger recombination mediated by alloy scattering. To do this, they employed a 32-atom cell comprising 12 gallium atoms, 4 indium, and 12 nitrogen, distributed in such a way as to reproduce the short-range structure of the fully random alloy. "It is the best possible representation of a 'random' alloy that can be achieved with a 32-atom cell," claims Van de Walle.

Plots of the contribution from the electron-phonon and alloy scattering mediated Auger mechanisms, which are based on first principles calculations using density functional theory (local-density approximation and the plane-wave pseudopotential method) are shown in the Figure.

This graph shows that the indirect Auger coefficient triples as the InGaN bandgap decreases from violet to green. According to Van de Walle, this partly accounts for the 'green gap', the very low values of LED efficiency between 530 nm and 580 nm.

However, he says that this gap is also a partly due to a thinning of the wells used in nitride LEDs operating at longer wavelengths.

Reducing the well's thickness compensates for increased strain and the formation of dislocations. "[However], for a given carrier density, the operating carrier density goes up, increasing the significance of Auger compared to radiative recombination," says Van de Walle.

In addition, he believes that increases in the polarization fields as nitride LEDs are pushed to longer wavelengths contribute to droop, because they pull apart electrons and holes, reducing radiative efficiency. And he points out that poor hole injection in multi-quantum wells leads to localization of carriers in the active region towards the p-side of the device. This increases the operating carrier density, driving up the ratio of Auger recombination compared to radiative recombination.

Theorists Michele Goano from the Politecnico di Torino, Italy, Enrico Bellotti from Boston University and Francesco Bertazzi, who is affiliated to both institutions, have questioned the theoretical approach of the UCSB team. Their criticism concerns the band interpolation to find the indium composition – there is a resonance between the bandgap, and the gap between the first and second conduction bands.

"In this work, we are not invoking this resonance, since electron-phonon coupling and alloy disorder scatter carriers throughout the Brillouin zone," explains Van de Walle.

He believes that the key to solving droop is a reduction in the operating carrier density. "This can be achieved by making the quantum wells thicker and spreading them over a larger volume, or by using non-polar or semi-polar growth directions that enhance overall recombination and reduce the operating carrier density."

E. Kiopakis *et al.* *Appl. Phys Lett.* **98** 161107 (2011)

# Nanopatterned sapphire boosts green emission

*Etching sapphire increases LED output through improvements in nitride film quality and light extraction.*

A PARTNERSHIP between US and Japanese researchers has more than tripled the output from green LEDs by replacing a conventional sapphire substrate with one patterned with a hexagonal array of cylindrical holes.

Corresponding author Christian Wetzel from Rensselaer Polytechnic Institute (RPI), NY, believes that his team's work can help the development of high efficacy LEDs covering the entire visible spectrum. This could culminate in efficient lighting with a very high colour quality. Switching from a planar substrate to one patterned with 250 nm-wide circular holes increased light output and reduced the threading dislocation density.

By analysing interference fringes associated with green electroluminescence from the LED, the researchers determined that nano-patterning increased light extraction by 58 percent.

Although the team recorded the output from many dies, they only considered a few patterning parameter values, and Wetzel

believes that a more systematic study of the influence of patterning on LED light output is warranted. "I would not be surprised if further light output improvements in the 30-50 percent range were possible within a year, and another doubling within two years."

Transmission electron microscopy images of the nitride films revealed that nano-patterning of sapphire cuts threading dislocation densities from  $6.4 \times 10^8 \text{ cm}^{-2}$  to  $3.6 \times 10^8 \text{ cm}^{-2}$ .

Improvement in crystal quality stems from the absence of threading dislocations from the bottom of etched holes, which are mostly stopped by open voids; and the strong suppression of threading dislocations originating from the inclined facets that change direction, and propagate within the growth plane.

"The threading dislocation density we quote is from plan view, and actually doesn't vary that much between the two approaches," says Wetzel. According to him, substantial improvements in crystalline quality are


instead revealed by cross-sectional views near the substrate. The team from RPI and Scivax, Japan, uses nano-imprint lithography to define a hexagonal array of circular holes in sapphire with a 450 nm period.

After loading the patterned substrate into an MOCVD tool, an epitaxial structure was deposited that included an active region with eight 3 nm-thick InGaN quantum wells separated with GaN barriers.

A doped, 10 nm-thick AlGaIn electron-blocking layer also formed part of the LED.

Devices with no encapsulation and dimensions of  $350 \mu\text{m}$  by  $350 \mu\text{m}$  were formed from this patterned substrate, plus a planar one that acted as a control. At 30 mA and 100 mA drive currents the nano-patterned LED produced 2.3 mW at 537 nm and 5.2 mW at 523 nm, while the control delivered 0.88 mW at 542 nm and 1.8 mW at 527 nm.

Y. Li *et al.* *Appl. Phys. Lett* **98** 151102 (2011)



# Novel gate boosts breakdown voltage

*A multi-recessed gate boosts the breakdown voltage of a SiC MESFET, enabling it to deliver 8.9 W/mm at 2 GHz*

CHINESE ENGINEERS have increased the breakdown voltage of a SiC MESFET by switching to a multi-recessed gate with an etch depth of 80 nm.

These efforts by the team from the University of Electronic Science and Technology of China, Chengdu, and The National Key Laboratory of ASIC, Shijiazhuang, will help to raise the profile of SiC MESFETs. These transistors are promising candidates for use in military and commercial communications that require components operating at high frequencies, high powers and high temperatures.

The researchers are developing transistors based on SiC, rather than GaN, because the former is more robust at higher temperatures: "At present, commercial GaN



RF devices struggle to meet the strict reliability requirements for military and commercial applications, especially for applications requiring high temperatures," says lead-author Xiaochuan Deng.

In the past, SiC MESFET performance has been held back by trapping issues associated with the surface and the layers under the active channel. "Recently, concern has shifted towards surface traps, due to the introduction of high-purity semi-insulating substrates that have eliminated most of the trapping problems associated with the substrate and the interface between the substrate and p-buffer," explains Deng.

By turning to a multi-recessed gate, he and his co-workers have directed the current path in the on-state away from the surface, leading to less electron tunnelling and trapping near this region.

MESFETs with a 0.8  $\mu\text{m}$  gate length and a 250  $\mu\text{m}$  gate periphery were made on high-purity semi-insulating substrates produced by Cree. At a drain bias of 65 V the transistors – which featured a 2.5  $\mu\text{m}$ -thick p-buffer with a doping level of  $5 \times 10^{15} \text{ cm}^{-3}$  and an n-type, 0.3  $\mu\text{m}$ -thick active layer with a doping level of  $2.3 \times 10^{17} \text{ cm}^{-3}$  – delivered an output of 33.5 dB, a linear gain of 8 dB, and a power added efficiency of 30 percent. These results were realised when the RF input to the MESFET consisted of 2 GHz, 50  $\mu\text{s}$  pulses with a 5 percent duty cycle.

The team has recently built a 20 mm gate periphery SiC MESFET. At a drain voltage of 80 V, this produces a saturated output power of 94 W at 3.4 GHz. Deng says that in addition to developing these large periphery MESFETs, the team is focusing on improving the power-added efficiency of its transistors, because many applications demand high power over a wide bandwidth.

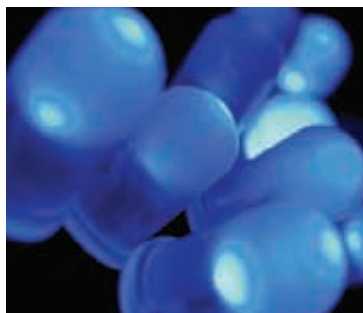
X.C. Deng *et al.* *Electron. Lett.* **47** 517 (2011)

## Templates for Blue and UV LEDs

GaN, AlN, AlGaIn, InN, InGaIn

World leaders in development of Hydride Vapour Phase Epitaxy (HVPE) processes and techniques for the production of novel compound semiconductors

- Templates
- Wafer size: 50mm-150mm
- Research grade InGaIn wafers
- Custom design epitaxy
- Contract development
- Small and large batch quantities available



Wide range of materials (GaN, AlN, AlGaIn, InN and InGaIn) on different sizes and types of substrates (sapphire or SiC)

Contact us now!

Email: [plasma@oxinst.com](mailto:plasma@oxinst.com)  
Technologies and Devices  
International

Tel: +1 301 572 7834

[www.oxford-instruments.com/tdi3](http://www.oxford-instruments.com/tdi3)



An Oxford Instruments Company

OXFORD  
INSTRUMENTS

The Business of Science®

# N-polar HEMT catches up conventional cousins

*At 4 GHz, MOCVD-grown N-polar HEMTs on sapphire deliver the same power density as conventional Ga-polar equivalents*

ENGINEERS at the University of California, Santa Barbara, have raised the power density bar for N-polar HEMTs operating at 4 GHz from 8.1 W/mm to 12.1 W/mm. These transistors and their more common Ga-polar cousins are promising devices for microwave power amplification from L-band to W-band.

Lead-author Seshadri Kolluri claims that switching from a Ga-polar HEMT to an N-polar version offers many benefits, including a very low contact resistance and 'better scalability'. The latter attribute holds the key to reaching higher device frequencies. Higher frequencies are possible because charge in the N-polar devices is induced by the AlGa<sub>N</sub> barrier below the two-dimensional electron gas. This allows the gate to be placed very close to the channel. "However, we need to develop a good insulator to prevent gate leakage in such highly scaled devices," says Kolluri.

The UCSB team that includes Steven DenBaars and Umesh Mishra increased the power density of their HEMTs by 4 W/mm by changing the deposition technology from MBE to MOCVD. "MOCVD-grown devices benefit from a lower dislocation density and nitrogen-rich growth conditions, leading to a lower gate leakage and higher breakdown voltages in the device," explains Kolluri.

HEMTs were grown on sapphire off-cut by 4° towards the a-plane, in order to realise a smooth, high-quality N-polar film. Transistors with dimensions of 2 μm by 50 μm, a nominal gate length of 0.7 μm and a gate-drain spacing of 0.8 μm were formed by standard lithography. Device testing revealed that the breakdown voltage – defined as the voltage required for a leakage current of 1 mA/mm through the buffer over a 1 μm spacing – was 250 V.

Maximum oscillation frequency and cut-off frequency were 40 GHz and 16 GHz, respectively. Biasing the HEMTs in deep class AB mode and performing continuous-wave power measurements at 4 GHz (drain bias of 50 V and a quiescent drain current of 121 mA/mm) yielded a gain of 9.8 dB, an output power of 12.1 W/mm and a power-added efficiency of 55 percent. The output

power density at 4 GHz is equal to that for the best Ga-polar AlGa<sub>N</sub>/Ga<sub>N</sub> HEMT built on sapphire. The UCSB team is now focusing on development of N-polar HEMTs grown by MOCVD on semi-insulating SiC, which should yield higher power densities, due to the superior thermal conductivity of

this platform. "We are also working on scaling the devices to gates lengths of 100-150 nm to achieve better power amplification in the mm-wave range," says Kolluri.

S. Kolluri et al. IEEE Electron. Dev. Lett.

info@iqep.com

**IQE**

your partner for **EPITAXY**

visit [www.iqep.com/advantage](http://www.iqep.com/advantage)  
to see how you can reduce  
your costs and gain  
competitive advantage  
by partnering with  
the world's No.1 pure-play  
**epiwafer specialist**  
for all your  
epitaxial wafer needs

**OPTO** Fiber Optic Communications HBTS  
**WIRELESS** UHB LED Solid State Lighting BIFET/BIHEMTs  
**SOLAR** Strained Layer & Quantum Well Multi-junction CPV cells

# Debut for MBE-grown wurtzite AlGa<sub>x</sub>N

*UK researchers have found a novel method of producing Al<sub>x</sub>Ga<sub>1-x</sub>N bulk crystals of designed composition for use in UV LED device manufacturing.*

Al<sub>x</sub>Ga<sub>1-x</sub>N-based UV LEDs are currently being investigated for applications in water purification, solid-state lighting and drug detection. However, it is difficult to produce devices with a high output, because material quality tends to be compromised by the significant differences in the lattice parameters of GaN and AlN and Al<sub>x</sub>Ga<sub>1-x</sub>N.

Now the University of Nottingham and the University of Strathclyde have grown, what they claim, are the first 2 inch diameter wurtzite Al<sub>x</sub>Ga<sub>1-x</sub>N bulk crystals by plasma-assisted molecular beam epitaxy (PA-MBE). The Nottingham group has recently used the PA-MBE technique for bulk crystal growth and has produced zinc-blende GaN layers of up to 100µm in thickness (see [www.compoundsemiconductor.net/csc/features-details.php?cat=features&id=31168](http://www.compoundsemiconductor.net/csc/features-details.php?cat=features&id=31168)).

Furthermore, they have also demonstrated the scalability of the process by growing free-standing zinc-blende GaN layers of up to 3 inches in diameter.

This new PA-MBE process for the growth of bulk zinc-blende layers has now produced free-standing wurtzite Al<sub>x</sub>Ga<sub>1-x</sub>N wafers. Bulk wurtzite Al<sub>x</sub>Ga<sub>1-x</sub>N films were grown by MBE on 2inch GaAs (111)B substrates with Al content (x) from 0 up to 0.5. Secondary ion mass spectroscopy data shows that the MBE method allows the growth of bulk Al<sub>x</sub>Ga<sub>1-x</sub>N crystals with a constant composition. EPMA data confirms a uniform lateral distribution of aluminium content across the diameter of the 2 inch wafer for wurtzite Al<sub>x</sub>Ga<sub>1-x</sub>N bulk crystals. Sergei Novikov, from Nottingham University says these results open the way for the potential MBE production of Al<sub>x</sub>Ga<sub>1-x</sub>N bulk substrates of designed composition for UV LED devices.

For more details of the results published here, please see the paper "Wurtzite Al<sub>x</sub>Ga<sub>1-x</sub>N bulk crystals grown by molecular beam epitaxy," by S.V. Novikov et al, *J. Crystal Growth* (2011), doi:10.1016/j.jcrysgro.2011.03.016.



## Submit your Lab & Fab article

Research is the foundation for the growth of the Compound Semiconductor industry.

If you want to highlight the important breakthroughs that you make, submit your latest research stories to [SuWestwater@angelbc.co.uk](mailto:SuWestwater@angelbc.co.uk)

It is imperative that Compound Semiconductor remains a timely resource for this industry, so we are only interested in highlighting very recent work reported in academic papers.

Therefore, please only consider writing a short piece highlighting your work if you have a journal paper that has been accepted and about to appear in press, or a paper that has been published within the last month.

For further details of what we are looking for, see [www.compoundsemiconductor.net/csc/labfab-news.php](http://www.compoundsemiconductor.net/csc/labfab-news.php)

We bring quality to light.



## LED test & measurement

Measure all optical and electrical parameters of single LEDs, high-power LEDs and LED modules.

- luminous flux
- luminous intensity
- chromaticity/CCT
- spatial radiation pattern
- thermal behavior



With equipment from the world leader in LED metrology.

**Instrument Systems**  
light measurement

[www.instrumentsystems.com](http://www.instrumentsystems.com)

# CORPORATE PARTNERSHIP

To become a Corporate Partner, and be in Compound Semiconductor, contact Shehzad Munshi  
T: + 44 (0) 1923 690 215 E: sm@angelbcl.co.uk



Tel: +49 241 89 09 0  
Fax: +49 241 89 09 40  
Email: info@aixtron.com  
www.aixtron.com



Tel: +49 (089) 45 49 43 - 0  
Fax: +49 (089) 45 49 43 - 11  
Email: info@instrumentsystems.com  
www.instrumentsystems.com



Tel: +1 925 245 5817  
Fax: +1 925 449 4096  
Email: lwarren@ferrotec.com  
www.temescal.net



Solutions for a nanoscale world.™

Tel: +1 516 677 0200  
Fax: +1 516 714 1200  
Email: info@veeco.com  
www.veeco.com



Tel: +33 1 39 96 65 00  
Fax: +33 1 39 47 45 62  
Email: info@riber.com  
www.riber.com



Tel: +1 614 891 2244  
Fax: +1 614 818 1600  
Email: info@lakeshore.com  
www.lakeshore.com



Tel: +44 [0] 1925 445225  
Fax: +44 [0] 1925 416518  
Email: info@hidden.co.uk  
www.hiddenanalytical.com



The Business of Science®  
Tel: +44 (0)1934 837000  
Fax: +44 (0)1934 837001  
Email: plasma.technology@oxinst.com  
www.oxford-instruments.com



Better Thermal Solutions... Faster  
Tel: +49 07253 94000  
Fax: +49 07253 9400901  
Email: info@watlow.de  
www.watlow.com



Tel: +31 573 4588 00  
Fax: +31 573 4588 08  
Email: info@bronkhorst.com  
www.bronkhorst.com



Tel: +1 201 507 3300  
Fax: +1 201 507 1506  
Email: inquiry@umccorp.com  
www.umccorp.com



Specialists in LN<sub>2</sub> transfer systems  
Tel: +1 781 933 3570  
Fax: +1 781 932 9428  
www.vacuumbarrier.com



Tel: +49 8728 911 093  
Fax: +49 8728 911 156  
Email: reclaim@t-online.de  
www.35reclaim.de




Tel: +1 510 683 5900  
Fax: +1 510 353 0668  
Email: sales@AXT.com  
www.axt.com



Tel: +49 (89) 96 24 000  
Email: sales@cs-clean.com  
www.cs-cleansystems.com



Tel: +44 (0)1633 652 400  
Fax: +44 (0)1633 652 405  
Email: enquiries@stsystems.co.uk  
www.stsystems.com



Tel: +1 360 993 1395  
Fax: +1 360 993 1399  
www.noahprecision.com



Tel: +1 800 828 7929  
Fax: +1 312 544 7188  
Email metalorganics@akzonobel-pc.com  
www.akzonobel-hpmpo.com



Tel: + 41 81 720 1080  
Fax: 41 81 720 1161  
www.evatecnet.com



Tel: +49 (0) 3641 65 1900  
Fax: +49 (0) 3641 65 1922  
www.vistec-semi.com



To become a Corporate Partner  
and be in Compound Semiconductor  
Contact Shehzad Munshi  
T: + 44 (0) 1923 690 215  
E: sm@angelbcl.co.uk





A LEADING SUPPLIER OF PLASMA PROCESS EQUIPMENT  
Tel: +1.727.577.4999  
Fax: +1.727.577.7035  
Email: information@plasmatherm.com  
www.plasmatherm.com



Tel: +44 (0)1389 875444  
Fax: +44 (0)1389 890956  
Email: info@logitech.uk.com  
www.logitech.uk.com

FerroTec

Temescal is now a  
division of Ferrotec



# It's Elemental

## Temescal's Elemental Knowledge™ Brings Pure Precision to Compound Semi Metallization

Temescal process scientists have developed a library of Elemental Knowledge™, leading to 3D vapor cloud modeling that enables Temescal to optimize your metallization process. A Temescal system is more than a mere evaporator. The Temescal Control System offers the process engineer the most sophisticated recipe making tools while providing push-button control for operators.

For more information, visit us at [www.temescal.net](http://www.temescal.net)



*Temescal*



# News Digest Contents

**58** - LEDs

**112** - Telecoms

**113** - RF Electronics

**141** - Lasers

**153** - Solar

**179** - Power Electronics

**192** - Equipment and Materials

**206** - Novel Devices

# LEDs

## Kyma updates progress on AlGaN and AlN development

The firm which uses a patented III-N PVDNC process, is also seeking partnerships with bulk aluminium nitride materials developers who are interested in improving the optical properties of their materials.

Kyma Technologies, a supplier of crystalline nitride semiconductor materials, has provided an update on its progress in crystalline AlGaN and AlN materials development and to state its desire to collaborate with bulk AlN developers interested in improving the optical transparency of their materials.

Kyma has over a decade of experience in the fabrication of AlN templates which are thin films of crystalline AlN deposited on sapphire, silicon, or SiC substrates. The process uses Kyma's patented and proprietary III-N Plasma Vapour Deposition of NanoColumns (PVDNC) technology.

These products are gaining acceptance with customers engaged in blue and green LED manufacturing. The nanocolumnar nature of Kyma's PVDNC AlN templates present an excellent surface for nucleating GaN buffer layers which then can be followed by a high quality GaN LED device structure.

Recently Kyma began extending its process capabilities to develop materials which are designed to support high Al content device layer structures. Such structures are of interest for UV and high temperature and high power electronics applications.

Keith Evans, Kyma's president & CEO, stated: "While our PVDNC AlN templates are excellent substrates for manufacturing GaN-rich devices such as blue and green LEDs and AlGaN/GaN field effect transistors (FETs), we are also employing other processes to develop materials that are specifically tailored to support the manufacturing of AlN-rich devices such as mid UV LEDs for germicidal irradiation and AlN/AlGaN FETs for temperature insensitive high power electronics applications."

Towards these goals, Kyma is exploring and has made significant progress in the growth of crystalline AlN and AlGaN materials using high growth rate hydride vapour phase epitaxy (HVPE).

By adding a novel Al source to their HVPE tools, Kyma is now able to grow crystalline AlN and a broad range of AlGaN compositions. And just like GaN HVPE, the structural quality of the HVPE grown AlN and AlGaN crystals are influenced by the seed crystal that they are grown upon.

Kyma has already demonstrated the ability to deposit crystalline AlN by HVPE on a range of starting seed materials, including on AlN structures which were produced by other techniques.

Ed Preble, Kyma's CTO & VP business development, stated, "Our AlN HVPE process appears to have many of the traits of our GaN HVPE process. We are able to rapidly replicate the quality of the underlying seed and in certain cases then improve its quality as we continue to grow the crystal."

"Additionally, optical transmission measurements show that our HVPE grown AlN materials have high transparency in the 200nm to 400nm spectral region, an important feature for UV LED applications, and a noted advantage over some competing AlN crystal growth approaches," added Preble.

---

## Taiyuan University selects Aixtron reactor for GaN blue LED

The Chinese university's first Aixtron epitaxial growth system for gallium nitride LEDs is a 3x2-inch CCS system and was chosen for its versatility and low material consumption.

Aixtron SE has a new order for an MOCVD reactor from new customer Taiyuan University of Technology, China.

The order is for one Aixtron Close Coupled Showerhead (CCS) 3x2-inch configuration

deposition system which will be used for research into GaN-based materials for high-brightness (HB) blue LEDs.

The system will be delivered in the second quarter of 2011. One of Aixtron's local support teams in China will commission the new reactor in a new state of the art facility at the University.

Jian Liang, Professor of Taiyuan University of Technology's Material College State Laboratory, comments, "This will be our first Aixtron epitaxial growth system though we are already very familiar with this technology and know well of the reputation of this company's equipment and service. The Close Coupled Showerhead system is an ideal choice for us because it satisfies so many criteria. We are particularly interested in its versatility as well as stand-out factors such as low material consumption. These will ensure that this system is so much superior for our University research project."

Celebrating its 100th anniversary in 2002, Taiyuan University of Technology comes under the authority of the provincial government of Shanxi, China. Historically, although it was originally part of Shanxi University it did not become an independent university until much later. Today it is listed officially as one of the 'Top 100 Universities in China' according to the Chinese government.

## US DOE visits Optogan to discuss gallium nitride LED lighting projects

The aim of the visit was for the US to become acquainted with Russian industry innovation and to search for possible ways to implement joint projects in energy and energy efficiency.

A US delegation headed by Department of Energy (DOE) Secretary Steven Chu visited the Optogan LED production plant in St. Petersburg to discuss possible projects in solid state lighting between Russia and the US.



*US Department Secretary Steven Chu visits Optogan's LED production plant in St. Petersburg.*

Nobel Laureate Steven Chu is a recognised expert in the development of energy efficient technologies. The aim of the official visit of the US delegation to Russia was to become acquainted with Russian industry innovation and to search for possible ways to implement joint projects in energy and energy efficiency.

Mutual projects were discussed within the Working Group on Energy and Environment - a bilateral US-Russian presidential commission of Steven Chu and the Russian Energy Minister, Sergei Shmatko. The Working Group engaged in developing and strengthening bilateral relations between these countries and increasing their cooperation on energy efficiency.

At the Optogan plant the US delegation was shown a high-tech production of LEDs and precision equipment to create energy-efficient solid state lighting solutions. Further plans to launch the second and third stage of the production, as well as the introduction of Optogan in international markets were explained.

"The reformation of the energy system of a country cannot happen without the alignment of international experts, the exchange of information on the leading technologies and global co-operations", said Maxim Odnoblyudov, President of the Optogan Group.

"The fact, that we have the opportunity to work hand in hand with the leading scientists of energy-efficient technologies is a success for Russia and for our company. For Optogan this implies that

our company is a prime example for international collaboration to transfer the scientific achievements to society," continued Odnoblyudov.

"Solid state lighting is the energy efficient solution of the future with a convincing global potential. I strongly believe, that Optogan has a great opportunity for joint projects and cooperation with American business partners," said secretary Chu.

Steven Chu, who won the Nobel Prize in Physics in 1997, was appointed by President Obama as Secretary of Energy heading the U.S. Department of Energy (DOE). Chu dedicated his scientific career to solving energy problems, global warming and developing alternative and renewable energy. Steven Chu is member of the US National Academy of Sciences. He directed the National Laboratory in Berkeley in developing alternative and renewable energy sources. Chu graduated from the University of California Berkeley with a PhD. in Physics and received honorary degrees from 10 universities.

---

## Osram sues Samsung and LG

The patent infringement litigation focuses on patents of Osram's white and surface mountable LED technologies, typically used in display backlighting for TV sets and monitors.

Osram has filed legal actions against Samsung group companies and LG group companies in the US and Germany as well as against an LG group company in Japan.

Based on its conviction that these companies, respectively, infringe fundamental patent rights, Osram will also file a suit against LG in China tomorrow. With this move Osram intends to enforce its patents on LED technology.

In these lawsuits Osram stresses that Samsung and LG group companies infringe its patents on white and surface mountable LEDs in the US, Germany and, as far as LG is concerned, in Japan and China. Osram intends to prevent unauthorised use of its technology and seeks orders from the courts to prevent Samsung and LG from importing and selling infringing LEDs and products containing these LEDs, such as LED-backlit TV sets and

computer monitors. In addition, Osram is applying for compensation.

The legal actions focus on LEDs using technologies protected by Osram patents. These technologies relate to the electrical and thermal connection structure as well as to conversion technology, which is used, inter alia, to convert the blue light of the LED chip into white light. Typical applications of such white LEDs include, for instance, display backlighting for TV sets and monitors.

By taking royalty-bearing licenses, a variety of prominent companies around the world has recognised the value of the Osram patents on conversion technology.

"Our objective in taking legal actions against Samsung and LG group companies is to prevent unauthorised use of our valuable technology," stated Aldo Kamper, CEO of Osram Opto Semiconductors.

"We have a considerable number of patents which we developed in the course of many years of intensive research and development work. Major competitors such as Philips/Lumileds, Cree, and Nichia have acknowledged our strong IP position by entering into cross-license agreements with Osram", explained Kamper.

---

## GT Solar receives \$460.4 million order for sapphire crystallization furnaces

The firm's largest single order to date is from a Chinese based firm who is new to the LED industry.

GT Solar International has received an order for its advanced sapphire crystallisation furnaces totalling \$460.4 million from a new market entrant.



The order is GT's largest single order to date, and represents a significant milestone for the company as a leader in the fast-growing LED industry. The order will be included in GT's backlog for its current Q1 FY12, which ends on July 2, 2011.

"Our customer is a well established, diversified manufacturing company located in China who is new to the LED industry. We are pleased that they have selected our advanced sapphire growth technology for their new sapphire production facility," said Tom Gutierrez, GT Solar's president and CEO.

"The market acceptance of our sapphire growth technology has been remarkable and it speaks to the confidence our customers have shown in our ability to help them build successful businesses that leverage our crystalline growth expertise and our global equipment installation and support resources," he continued.

According to Strategies Unlimited, an industry analyst firm that tracks the LED industry, revenue for high brightness LED applications will be approximately \$19 billion by 2015, with general lighting applications accounting for about 25 % of this total. High brightness LEDs are primarily manufactured on sapphire wafers. This growth is driving the expansion of manufacturing capacity to meet the increased demand for high quality sapphire material.

---

## Philips Lumileds and Future Electronics Extend Worldwide Exclusive Agreement

Philips Lumileds and Future Electronics have announced the extension of their exclusive worldwide distribution relationship. The new five-year agreement builds on the decade long relationship that has enabled the development of solid-state lighting solutions worldwide.

"Our exclusive partnership with Philips Lumileds has provided our customers with access to the world's leading portfolio of LEDs for illumination-LUXEON. Our investment in resources, training,

design tools, and best-in-class supply chain capabilities has enabled us to become the service leader in the solid-state lighting industry," said Jamie Singerman, Corporate Vice-President, Future Lighting Solutions.

"Future Lighting Solutions has proven over the last decade that with LUXEON LEDs, highly trained LED solution engineers, and the core services of a global solutions provider, they are well positioned to support and enable the growing number of companies that want to enter the solid-state lighting industry," said Steve Barlow, Sr. Vice President of Sales and Marketing at Philips Lumileds.

Complete information about LUXEON LEDs, complementary infrastructure and solution approaches for illumination can be found at the Future Lighting Solutions website, [www.futurelightingsolutions.com](http://www.futurelightingsolutions.com). Information about Philips Lumileds and LUXEON LEDs can be found at [www.philipslumileds.com](http://www.philipslumileds.com).

---

## Cree Demonstrates Industry's First C-Band GaN HEMT MMIC High-Power Amplifier for Satellite Communications

Cree, Inc. demonstrates the industry's first GaN HEMT MMIC high power amplifier (HPA) for satellite communication applications at the 2011 IEEE International Microwave Symposium held June 7-9 in Baltimore. The demonstration product offers dramatic performance improvements over existing commercially-available GaAs MESFET transistors or Traveling Wave Tube-based amplifiers.

"This is the first GaN MMIC to be demonstrated that offers game-changing performance for satellite communication applications due to the outstanding linear efficiency and power gains provided by our GaN HEMT technology. We anticipate our GaN products will have a large impact on how thermal management is approached and will enable reductions in both size and weight for commercial and military satellite communication systems," said Jim Milligan, Cree, director of RF.

The CMPA5585025F MMIC is a 50 ohm ( $\Omega$ ), 25 watt peak power two-stage GaN HEMT HPA in a multi-pin ceramic/metal package (1" x 0.38"). The instantaneous bandwidth of operation of the MMIC is 5.8 GHz to 8.4 GHz. It provides 15 watts of linear power (less than -30 dBc adjacent channel power) with 20 dB power gain. Power added efficiency is 25% at this linear operating power.

The device offers superior linear efficiency (up to 60% higher than conventional solutions) in a small footprint package facilitating reductions in transmitter size and weight with lower cost thermal management. In addition, because this device operates at higher voltages than GaAs MESFETs (e.g., 28 volts versus 12 volts), the transistors draw less current, resulting in lower power distribution losses and higher overall system efficiencies.

Samples of the CMPA5585025F are available now, and production release is targeted for the summer of 2011. For additional product information, visit [www.cree.com/rf](http://www.cree.com/rf).

---

## Osram adds low-power range LED to portfolio

The < 1 W LEDs display uniform illumination in linear and flat lighting solutions.

The new product family in the low-power range from Osram Opto Semiconductors starts with the Duris E 3. The small dimensions and wide beam angle of these new LEDs make them ideal for applications that require uniform illumination. These highly efficient LEDs can be used as replacements for conventional fluorescent lamps in T5 or T8 luminaires.



***The new Duris E 3 from Osram Opto Semiconductors can be retrofitted as replacements for conventional T5 and T8 fluorescent lamps. The light has the same appearance as a continuous strip of light***

Duris E 3 has been designed specifically for applications that call for uniform distribution of light, high efficiency and low procurement costs. The main areas of application are therefore lighting systems in industry, such as open-plan offices, production facilities, conference rooms and warehouses that have been equipped with T5 and T8 luminaires. "Bright LEDs are also recommended for smaller offices, shop lighting and signage", said Andreas Vogler, Product Manager SSL at Osram Opto Semiconductors. "This new LED extends our portfolio in the low-power range and offers the usual high Osram quality."

Duris E 3 offers everything that is needed for uniform light. Its small size of 3 mm x 1.4 mm means that they can be placed very close to one another. Its beam angle of 120° ensures that in closely packed arrays the light from each LED overlaps that from its neighbour. The result is an extremely uniform distribution of light. The individual points of light can no longer be seen; instead, the impression is of a single bright strip of light. The LED covers the entire white colour spectrum with colour temperatures from 3000 K to 6500 K. At a colour temperature of 5000 K, for example, it offers a CRI of 72 and an efficiency of around 110 lm/W - perfect for use in industrial applications.

The next member of the family will be making its debut in the summer. Duris E 5 will provide a high luminous flux and package dimensions of 5.6 mm x 3 mm.

---

## Genesis Photonics Places Multi-Unit Order for MaxBright MOCVD Systems

Veeco Instruments Inc. today announced that Taiwan based Genesis Photonics Inc. (GPI) has placed a multi-unit order for Veeco's recently released TurboDisc(R) MaxBright(TM) Multi-reactor MOCVD System.

GPI will use the systems to increase capacity for the production of high brightness light emitting diodes (HB LEDs) being driven by applications such

as backlighting, lighting, displays, and automotive.

David Chung, Chairman and CEO of GPI, commented, "We have been very pleased with the production proven performance of Veeco's K465i MOCVD systems already installed in our manufacturing facility. They helped us to achieve LED brightness higher than the industry average. By now adding Veeco's new MaxBright systems, we will further lower our LED manufacturing costs, maximize our fab space, and accelerate our productivity."

William J. Miller, Ph.D., Executive Vice President, Veeco LED & Solar, added, "It is gratifying to have the MaxBright system selected by GPI, one of Taiwan's top LED manufacturers. Our customers are resonating with the message that the MaxBright system can deliver more good LEDs for less money than other tools on the market. We are particularly pleased that GPI is choosing MaxBright, which further solidifies our relationship with this important customer as they grow their position in the LED industry."

#### About the MaxBright

The MaxBright system is the industry's most productive, lowest cost of ownership MOCVD system available to manufacture high brightness LEDs. Available in a 2 or 4-reactor cluster architecture, the MaxBright system delivers up to a 500% productivity gain and a 2.5x increase in footprint efficiency over the industry-leading K465i system. For more information, please visit [www.veeco.com/maxbright](http://www.veeco.com/maxbright)

## Changelight receives 2,000th Aixtron MOCVD system

The reactors will be used to manufacture high-quality AlGaInP Red Orange Yellow (ROY) HB LED chips.

Aixtron SE has installed its 2,000th MOCVD system at LED and solar cell specialist company Changelight in China.

Bastian Marheineke, Vice President Sales at Aixtron, took the opportunity to congratulate DianMing Deng, President Changelight, personally.

"We are extremely pleased to be able to share this historic occasion with such an important customer. Changelight was the first customer to use the AIX 2800G4 in China. Their AlGaInP LED epitaxial wafers and chips are amongst the best at the domestic level in terms of scale, output and sales. In 2010, multiple Aixtron G3 and G4 systems were installed at the Xiamen facility with others at the Yangzhou site."



**DianMing Deng, President Changelight and Bastian Marheineke, Vice President Sales, Aixtron SE**

"The vast majority of systems we sold in 2010, almost 95%, are used for the manufacture of LEDs. In the first quarter of 2011, around 90% of Aixtrons revenues were generated by sales into Asia; almost 90% of systems sold are for the manufacture of LEDs. China will undoubtedly be our biggest market in 2011," concludes Marheineke.

DianMing Deng, President Changelight, adds, "We feel deeply honoured that Aixtron supplied its 2,000th system to Changelight. Development from our initial private enterprise to the present listed company is inseparable from the great support we have enjoyed from the Aixtron team since our foundation in February 2006. With Aixtron, a leading provider of deposition equipment in the semiconductor industry, we have had an intensive relationship and cooperation over the past five years. Today, our manufacturing facilities are based exclusively on Aixtron MOCVD equipment which has been pivotal in our becoming the biggest supplier of high-quality AlGaInP Red Orange Yellow (ROY) HB LED chips in China."

"The new systems form part of our future expansion plans in Yangzhou which was opened in April 2010. Looking to the future, I see our strategic

cooperation partnership with Aixtron will become deeper and broader. We send our best wishes for the company's further success – hopefully with the delivery of the 3000th and 4000th MOCVD system in China, too.”

The 2,000th system is part of a multiple tool order for 60x2-inch AIX 2800G4-R systems for advanced optoelectronics devices and will be installed and commissioned by the local Aixtron service team at the Changelight production facilities.

---

## SPTS and Australia's Griffith University to develop SiC-on-silicon technology

The three-year collaboration aims to commercialise SiC-on-silicon as a viable semiconductor material for LED, power and MEMS devices.

SPP Process Technology Systems (SPTS), a manufacturer of plasma etch and deposition, and thermal processing equipment for the semiconductor and related industries, and Griffith University in Australia have signed a joint development agreement (JDA) targeting the commercialisation of SiC-on-silicon technology. SiC-on-silicon substrates have a wide variety of applications for the rapidly growing LED, micro-electro-mechanical systems (MEMS) and power markets.

SiC is an important substrate for growing the GaN films used to manufacture LEDs. The increased radiation hardness, mechanical strength and thermal properties of SiC also make it a suitable replacement for silicon in MEMS devices for harsh environments. In addition, SiC is used to create semiconductor devices for high power, high frequency applications where the electrical properties of SiC are significantly superior to common silicon.

Technology created by the research team at Queensland Microtechnology Facility (QMF) at the Griffith University's Queensland Micro- and Nanotechnology Centre (QMNC), has demonstrated the ability to grow crystalline SiC directly onto low cost silicon wafers. Through the JDA, SPTS will develop the thermal process and equipment

expertise necessary to commercialise the technology.

Three key technologies required for SiC-on-silicon devices are SiC deposition, etch and oxidation. The QMNC has commercially orientated research into all these areas. “The JDA enables transfer of this SiC deposition process technology to device research and development activities, and provides a bridge to volume production through batch processing for up to 300mm diameter Si wafers. SPTS's strength in thermal processing makes them an attractive partner,” said Alan Iacopi, Operations Director of QMNC. “This JDA is an important step in the commercialization of our SiC research efforts, especially with a partner with the global reach of SPTS” agreed Sima Dimitrijević, Project Leader and Deputy Director of QMNC.

“As a market leader in providing capital equipment to the MEMS, LED and Power markets, SPTS is constantly looking at cutting-edge development opportunities. We are very pleased to have this opportunity to work with leading researchers at Griffith University to commercialise their SiC-on-silicon technology,” said William Johnson, president and CEO of SPTS. “Providing production knowledge to this collaboration and helping to develop and deliver new materials processing technology is an important business strategy. This JDA further enhances the portfolio of offerings to our served markets and will help to broaden our customer base.”

---

## Luminus launches HB-LED for general lighting

The firm's new white SSM-80 big chip LED expands its family of products for indoor lighting applications.

Luminus Devices is marketing the SSM-80 LED, a high efficacy and high brightness warm white LED for general lighting based on its Phlatlight technology.





The product is designed for indoor directional and spot lighting applications and will have an initial release in warm white colour points of 2700K, 3000K, 3500K and 4000K. At these warm white colour points the SSM-80 can achieve up to 100 LPW at 350mA, and more than 1,600 lumens at its top end rated drive condition.

“In a direct response to the demands of our general lighting customers and a rapidly growing market, the SSM-80 combines high lumens and high efficacy in a small emitting area, which enables tight beam control and provides new degrees of creativity and innovation for spot lighting applications,” said Chuck DeMilo, Global Director of Product Marketing for the Lighting Business Group at Luminus Devices. “It enables lighting fixture designers to achieve light intensity levels for applications such as retail track that approach the levels of ceramic metal halide.”

The SSM-80 is tested and binned at a nominal input drive condition of 1A and 12V, which makes it electrically compatible with a wide array of commercially available off-the-shelf drivers and ballasts. Other features include a thermal resistance less than 1.0°C/W and an L70 lifetime greater than 60,000 hours.

The SSM-80 is ideally suited for a variety of applications including spot lighting, narrow beam down lights and focused general lighting applications where high performance and high efficacy in a standard surface mount package are needed. The SSM-80 is available for sampling now with volume shipments starting in late summer.

## Luminus and T-Opto reveal high output LED

The new SoloLux “Plug & Play” Module is ideal for high lumen general lighting applications that require a 175W metal halide source.

Luminus Devices and T-Opto, a Division of Toyota Tsusho America, are introducing the SoloLux high output LED module, a high efficacy sub-system for high lumen general lighting applications that typically utilise a 175W metal halide source.

SoloLux is designed for indoor and outdoor installations requiring many thousands of lumens

such as parking area, roadway, canopy, high bay and high ceiling down lights. The patent-pending module produces up to 6,500 lumens from a single source, which reduces fixture cost and complexity when compared against alternate solutions that use arrays of low power LEDs.



“SoloLux sets a new standard for LED modules by providing the lighting community with a single source, field upgradeable solution with real optical punch,” says Jim Hunter, Vice President and General Manager for Global Commercial Markets at Luminus Devices.

“The module is based on Luminus Big Chip LED technology, which provides our lighting customers with the opportunity to develop creative and differentiated high performance fixtures. We are seeing real innovation in the marketplace with the technology, such as indirect lighting fixtures that are low glare and eliminate multi-source shadowing,” he continues.

Michael Handerhan, General Manager of T-Opto, adds “Field upgradeability is a real key to the strategy behind the SoloLux. As LED performance continues to improve, fixture performance can be upgraded by replacing the chip-on-board LED with a standard screw driver. The benefits to our customers in accelerating time to market are obvious, as the SoloLux comes with integrated heat sinking and an electrical interface to standard ballasts. In addition, we have created reference designs for our customers, including custom optics, for targeted applications such as outdoor area lighting and high bay.”

SoloLux is available in colour temperatures ranging from warm to cool, and is in process of attaining LM-79, UL1598 and ULIP66 accreditations.

SoloLux will be available for sampling this summer with volume availability shortly thereafter.

## Aalberts aids LED, semiconductor and solar energy markets

By buying out Dutch based firm Lamers, Aalberts has the opportunity to expand its market position in the LED production and solar energy market and selling other products, systems and processes through Lamers' sales channels.

Aalberts Industries N.V. has reached an agreement with the Air Liquide group to acquire 100% of the shares of Lamers High Tech Systems B.V. (Lamers) in the Netherlands subject to antitrust clearance.

Since 1984 Lamers has been active in the development, engineering, manufacturing, assembling, testing and qualification of systems for control and distribution of high purity gases and chemicals. The systems are used in photolithography systems supplied to the semiconductor industry and MOCVD equipment supplied to the LED industry. The systems of Lamers are also used in the manufacturing process of photovoltaic systems for the solar energy industry.

The LED and solar markets are fast growing renewable energy markets, where Industrial Services strives to increase its market share. Besides this, Lamers is active in the installation of high purity distribution networks for gases and fluids, as well as hook-up activities.

Lamers generates an annual revenue of approximately €90 million with around 300 employees at its two manufacturing facilities in the Netherlands, Nijmegen and Kerkrade. The experienced management team will continue to manage Lamers on both locations together with the existing employees.

Lamers' systems are engineered in close cooperation with the customers from design to start up. Lamers delivers fully or semi-automated systems, in-house and on the customer site, using its large experience in the field of high purity tube systems, valves, fittings, sensors and flow measuring instruments.

The high purity systems are used to inject a

specific mixture of gas with the exact specified temperature, pressure, humidity and purity to the different manufacturing process steps in the photolithography and MOCVD equipment. Lamers uses high-tech manufacturing processes such as (semi-) automatic welding processes of tubes systems, computer aided tube bending and the newest technology in the field of testing and qualification, such as particle- and moisture measurement, as well as helium leak testing under vacuum. This is all realised in a clean room environment.

The acquisition of Lamers is in line with Aalberts Industries' strategy of enhancing its position in the Industrial Services activity benefiting from the following features:

- Lamers will reinforce Aalberts Industries' position as technology partner in the semiconductor market with tailor-made systems for high purity gases and chemicals. Aalberts Industries has been active in this market for many years by supplying subassemblies, vibration control systems and surface treatment of components for the semiconductor industry.
- With Lamers Aalberts Industries has the opportunity to expand its market position in the fast growing LED production and photovoltaic systems for the solar energy market, selling other products, systems and processes through the sales channels.
- By using Lamers' technology other markets can be explored, such as micro electro mechanical systems (MEMS), chemical and pharmaceutical delivery systems, markets in which Industrial Services is not yet active.
- Lamers' technology and experience of designing, engineering, manufacturing, assembling, testing and qualification of systems for control and distribution of high purity gases and fluids can also be used for other markets in which Industrial Services is already active, such as the medical and precision engineering industry.
- The technology and portfolio of high purity tube systems, valves, fittings, sensors and flow measuring instruments, used in the systems of Lamers, can be developed further using the product development know-how and sales channels of Aalberts Industries.

- By using the international network of Industrial Services, Lamers will have the opportunity to globally serve its customers, that more often need a local tailor-made service.

- Within Flow Control the Lamers systems can be sold together with the clean gas activities in laboratories, universities and research centres. Aalberts Industries has a worldwide presence in these markets.

- Besides this Lamers can use the manufacturing machining capacity within Industrial Services to develop and deliver their systems faster and more efficient.

The acquisition will be financed from credit facilities and will be realised after fulfilment of all formalities and approvals, which is expected before the end of June 2011. Lamers' results will immediately contribute to the profit per share.

---

## Berlin to host compound semiconductor conference

Organised by the Fraunhofer Institute and the VDE Association for Electrical Technologies, Electronic & Information Technologies, the conference will address the future of compound semiconductors in micro electronics and optoelectronics.

On May 23, 2011, Andre Geim, the 2010 winner of the Nobel Prize in Physics, opened the 2011 Compound Semiconductor Week with a plenary lecture on graphene.

Here, some 450 scientists and industry representatives will discuss current research findings in the field of compound semiconductors. An example of one of the key topics of the event is how to improve energy efficiency while increasing data rates in communications systems – often referred to as “Green IT”.

The conference took place in Berlin from May 22 to 26. The conference is organised by the Fraunhofer Heinrich Hertz Institute HHI, the Fraunhofer Institute for Applied Solid State Physics IAF, and the VDE Association for Electrical Technologies, Electronic & Information Technologies.

“CSW is the most important international conference for the entire spectrum of compound semiconductors. Here, participants will get an overview of what will become possible in micro electronics and optoelectronics,” Oliver Ambacher, ISCS 2011 Conference Chair and head of the Fraunhofer IAF, said.

While silicon is still the most important semiconductor material, today no mobile phone, PC or car would work without additional components used in compound semiconductor technology. Compound semiconductor, in contrast to the elemental semiconductor – like silicon -, consists of at least two different types of atoms.

Compound semiconductors are used for light generation with LEDs, photonics and communications engineering, as well as for maximum frequency electronics and power electronics. Since 2010, the CSW has combined the two most important conferences on compound semiconductors – the “International Symposium on Compound Semiconductors (ISCS)” and the “International Conference on Indium Phosphide and Related Materials (IPRM)”.

“Berlin is the ideal location for hosting the CSW thanks to its broad-based research activities in this field,” said Norbert Grote, Chairman of this year’s IPRM and head of department at the Fraunhofer HHI. “Some 450 scientists from all over the world will come to Berlin to exchange their knowledge. This gives us the opportunity to further strengthen the location and to promote these issues.”

Fraunhofer HHI and Fraunhofer IAF are both leading research institutes in the field of compound semiconductors. In Berlin, it is not only institutes and universities such as the Fraunhofer HHI, the Ferdinand Braun Institute, the Paul Drude Institut für Festkörperelektronik, the Institut für Kristallzüchtung, Humboldt- und Technische Universität, as well as the Helmholtz Zentrum, which are active in this field, but also companies like the u2t Photonics AG, a spin-off from Fraunhofer HHI. “When making a phone-call in the US, your chances of the optical components involved having been made in Berlin are pretty good,” said Norbert Grote.

## Nordson honoured for technology innovation with 2 awards

The firm's jet dispenser for side-view LED manufacturing won the SMT China magazine and EM Asia magazine awards.

Nordson ASYMTEK, an innovator in dispensing, coating, and jetting technologies, earned two prestigious awards for innovative technology during NEPCON China 2011.

Both the VISION Award from SMT China magazine and the Innovation Award from Electronics Manufacturing (EM) Asia magazine were presented to Nordson ASYMTEK for product excellence in the dispensing category for its jet dispenser for side-view LED manufacturing.

This was the fifth year in a row that Nordson ASYMTEK received the SMT China award and the fifth time they received the EM Asia award.

Nordson ASYMTEK's jet dispenser enables sticky silicon phosphor to be dispensed into extremely small and hard-to-reach cavities for side-view LEDs. Silicone phosphor dispensing is critical for LED colour quality.

The system uses a jet for non-contact dispensing, jetting 0.1 to 0.2mm dots through windows as small as 0.4mm into LED cavities. Unlike a needle, the jet retracts much less for silicone break-off, dispensing multiple shots faster, increasing speed and throughput. The jet's small, controlled drops of fluid reach tight cavities consistently and reliably, unlike needles which have orifices larger than the cavity windows of side-view LEDs.

The SMT China VISION Award honours achievements in China's electronics manufacturing industry. Awards are based on the creativeness and innovativeness of the product and its contribution in helping the downstream industries to reduce cost, improve quality, increase efficiency, enhance reliability, improve safety, and environmental friendliness.

The EM Asia Innovation Award recognises top performing companies in the Asian electronics

industry for achieving the highest standards for products, materials, and equipment introduced and offered for sale in Asia. Entries were judged on innovation and achievement and for setting challenging objectives.

"We are honoured to receive these two awards," said Frank Wang, Nordson ASYMTEK's general manager, Greater China. "Nordson ASYMTEK has been recognised as the leader in dispensing and coating innovation and technology for over 25 years. We have grown with our customers to develop equipment and processes to enable them to produce many of the products we rely on today. Our patented jet dispensing technology for LEDs has helped our customers reduce process variation, increase yield, and reduce cost. We will continue to serve our customers throughout China and Asia with quality products and provide the very best service and support. We thank SMT China and EM Asia for these awards."



*Both awards were presented at ceremonies during NEPCON China, Shanghai, May 2011*

## Pantec Biosolutions Selects Oclaro Laser Diode Bars

Oclaro High-Performance Laser Diode Bars Deliver the Performance and Reliability Needed for Pantec's Revolutionary P.L.E.A.S.E. ® Laser Platform

Oclaro, Inc., a tier-one provider of optical communications and laser solutions, have

announced that its 9xx nm high-power laser diode bars have been selected by Pantec Biosolutions, provider of epidermal medical applications, for use in its next generation P.L.E.A.S.E.® (Precise Laser Epidermal System) platform. This cutting-edge new laser platform represents a new era in biomedical applications by enabling an easy, painless and needle-free delivery method for drugs, as well as safe tissue ablation for skin rejuvenation.

According to Pantec, the global aesthetic market, which includes tissue ablation, is expected to grow from a \$4.4 billion market in 2010 to a \$7.5 billion market in 2015; while the market for transdermal drug delivery is growing rapidly and is expected to be a multi-billion dollar market by 2015. Designed for medical professionals and consumers, these new devices offer a pain-free delivery method for a variety of medical applications, such as in-vitro fertilization, vaccinations and wrinkle removal. Oclaro worked closely with Pantec to deliver a customized quasi continuous wave (QCW) sub-assembly laser diode solution that delivered the performance and reliability needed, at a price point that will enable wide-spread adoption in the consumer space. Pantec's first Oclaro-based product, which is called the P.L.E.A.S.E.® Professional, is a tabletop system that will be used for both transdermal delivery and tissue ablation. This device will initially be sold in Europe with plans to bring the product into selected markets worldwide, starting in 2011.

"This win with Pantec is yet another example of how lasers have reached the price/performance targets that enable them to be widely used in the high-volume consumer space," said Gunnar Stolze, Worldwide Sales Director of Industrial and Consumer Lasers at Oclaro. "The combination of Pantec's P.L.E.A.S.E. platform technology with Oclaro's highly-efficient, high-volume manufacturing capabilities can deliver innovation to the consumer that revolutionizes modern day medical and cosmetic procedures such as drug delivery and tissue ablation."

"We partnered with Oclaro because it delivered the technology and reliable manufacturing excellence we needed, and also worked closely with us to design the best solution for our next generation P.L.E.A.S.E.® products," said Thomas Bragagna, CTO at Pantec Biosolutions. "As this market continues to expand, we are confident that only a

world-class supplier such as Oclaro will enable us to establish a clear leadership position in a space that is poised for explosive growth in the future."

#### About Oclaro Laser Diode Bars

Oclaro developed a conductively cooled 9xx nm laser diode bar primarily designed for QCW pumping of miniaturized solid state lasers, which is what Pantec required for its P.L.E.A.S.E platform. Oclaro's QCW operation enabled Pantec to develop a compact laser device due to its low cooling requirements, small footprint and extremely high pulse power.

Oclaro laser diode bars feature a highly efficient two sided cooling setup of the 10x12x5mm(3) small footprint diode assembly, which allows for output peak power levels as high as 320W at 300A drive current, 5ms pulse duration and 10% duty cycle. The Er:YAG laser systems developed by Pantec are pumped between 0.1 and 10ms pulse duration and 1-20% duty cycle, making them attractive for medical applications such as transdermal delivery of drugs from large peptides up to whole antibodies, since molecules of this mass can't penetrate passively into the dermis.

To deliver the highest level of reliability, the Oclaro high power laser diodes feature the Oclaro E2 mirror passivation process, which protects the front facet of the bar against Catastrophic Optical Damage. In addition, the Telecom grade AuSn (gold tin) hard solder makes the product suitable for demanding industrial and defense applications in CW and hard-pulse operation mode.

#### About the P.L.E.A.S.E.® Platform

P.L.E.A.S.E.® is a novel transdermal delivery method for high molecular weight drugs. It creates controlled aqueous micropores through the stratum corneum into the epidermis. Due to the special features of the device the micropores do not reach the dermis, where nerves and blood vessels reside. The first device using this new platform is the P.L.E.A.S.E.® Professional, a stationary medical laser device targeted mainly for the dermatologic and aesthetic markets. An intelligent graphical user interface, together with the CE mark and the integrated class 1 laser, guarantees simple and safe use by the medical personnel or the patient, who can use the device without supervision. At a

later time, this device will then be complemented by the P.L.E.A.S.E.® Private, a battery-powered handheld medical laser device targeted mainly for drug delivery.

<http://www.oclaro.com>.

---

## Samsung Injects Digital Expertise into U.S. LED Lighting Market

The World's Largest Technology Company Focuses Its Consumer Electronics Proficiency at Rapidly Innovating the Lighting Industry;

Long recognized in the United States as a high-tech powerhouse, Samsung has set its sights on becoming a new leader in the U.S. lighting market as the industry shifts into the digital age. The company announced today it is making its first LED lamps available in the U.S. as the company couples its technological prowess in LED with its deep marketing knowledge in consumer electronics to launch LED lighting solutions into the mainstream professional and consumer market.

Samsung LED Co., Ltd. ([www.samsungLED.com](http://www.samsungLED.com)) was established globally in April 2009, channeling the company's proven expertise in the electronics and electro-mechanics fields into the production of cutting-edge LED lighting. As a leader in LED technology from chips to TV displays, Samsung already possesses some of the largest LED production facilities in the world, helping ensure quality and reliability across the entire line of products. An American center of operations has been established in Atlanta, Ga., to support the company's expansion into the U.S. market.

"The lighting industry has finally caught up with the digital revolution, with microchip technology powering lamps enabling longer lifetimes, more environmentally-friendly designs and less energy consumption," says Philip Warner, Vice President of Samsung LED America. "The Samsung brand is practically synonymous with consumer electronics. As more and more people recognize the future of home and commercial lighting lies in this amazing digital technology, we are confident Samsung will take a leading position in the market."

Samsung's initial line-up ranges from omnidirectional incandescent replacements to fluorescent and PAR replacement lamps for homes and businesses. Samsung's vertically integrated supply chain allows the company to produce all aspects of LED lights, including chips, PKGs, modules, light engines and lamps. The company is also a technology leader in areas of thermal management, optics, power supplies and lighting controls.

Philip Warner, Vice President added that Samsung will put its full research and design might into developing the next generation of LED lamps. "We will not dilute our offerings with high-efficiency incandescent or even CFLs, as these are yesterday's technologies. Our focus is 100-percent on LED," he said.



LED lamps create light by running an electrical current through a microchip. They are increasingly replacing light bulbs in both indoor and outdoor settings due to their higher energy efficiency and longer lifespans compared to traditional incandescent or compact fluorescent bulbs, while providing warm pleasing light.

## Cree's New Z-FET™ Silicon Carbide MOSFET

Latest Cree 1200V Z-FET device provides SiC MOSFET energy conservation to 3-10kW solar, power supply and motor drive applications

Providing power electronics design engineers with a way to increase the efficiency of high-volume power inverters for alternative energy and other power electronic applications, Cree, Inc. has extended the product range of its industry-first Z-FET™ family with a lower amperage 1200V SiC MOSFET. The new MOSFET device complements Cree's existing 1200V SiC MOSFET and features a smaller current rating that enables the device to be included in a wider range of applications at a lower price point or used in parallel to optimize system cost and performance.

The new device is designed to replace the silicon transistors (IGBTs) that are currently used in power inverter designs between 3 and 10kW. Applications include high-voltage power supplies and auxiliary power electronics circuits, especially those designed for conversion of 3-phase input power, solar power inverters, industrial motor drives, high-power DC data center power architectures, and PFC (power factor correction) circuits.

"The addition of this new switching device to our Z-FET SiC power MOSFET family gives our customers a greater range of flexibility in matching the price/performance requirements to their applications," said Dr. John Palmour, Cree co-founder and chief technology officer, Cree Power & RF. "The smaller die size provides a lower price point, yet still delivers all the benefits of silicon carbide switching performance at 1200V. It's further evidence that we're committed to establishing a comprehensive range of SiC MOSFET products that we believe will eventually replace silicon devices in many high volume power electronics applications, especially those with 1200V and higher breakdown voltage requirements."

"By using the new Z-FET SiC MOSFETs in conjunction with Cree's silicon carbide Schottky diodes to implement 'all-SiC' versions of critical high power switching circuits and power systems, power electronics design engineers can achieve levels of energy efficiency, size and weight reduction that are

not possible with any commercially available silicon power devices of comparable ratings," Palmour explained.

Cree's new SiC MOSFET is rated for 12A at its operating temperature of 100°C and delivers blocking voltages up to 1200V with a typical on-state resistance (RDS(ON)) of just 160mΩ at 25°C. Unlike comparably-rated silicon switching devices, Cree's new SiC MOSFET exhibits an RDS(ON) value that remains below 200mΩ across its entire operating temperature range. This reduces switching losses in many applications by up to 50 percent, increasing overall system efficiencies up to 2 percent while operating at 2 – 3 times the switching frequencies when compared to the best silicon IGBTs. As a result of this improved efficiency, SiC devices have lower operating temperatures and fewer thermal management requirements, which combine with their ultra-low leakage current (e has been a recognized leader in SiC MOSFET process and design development for more than 20 years, demonstrating the first vertical SiC MOSFET devices; the first SiC MOSFETs at >600V; the highest announced voltage MOSFETs ever produced (10kV); and numerous processing developments to enhance SiC MOSFET interface quality and reliability. Cree has been awarded more than 50 patents on SiC MOSFET technologies, with numerous patents pending.

Designated the CMF10120D, the new SiC MOSFET is housed in an industry-standard TO-247 package.

CMF10120D power devices are fully qualified and released for production. To locate a distributor, please visit [www.cree.com/products/power\\_distr.asp](http://www.cree.com/products/power_distr.asp). For more information about Cree's 1200V SiC MOSFET devices or any of Cree's 600V, 1200V and 1700V SiC Schottky diodes, visit [www.cree.com/power](http://www.cree.com/power).

For additional product and company information, please refer to [www.cree.com](http://www.cree.com).

## Tough LED Light Bars

The CLA Series is the latest addition to PATLITE's family of high intensity LED Light Bars offering 7 light window lengths from 100mm to 1500mm, and protection ratings of IP-66 / 67 / 69K to withstand the high pressures and temperatures of steam jet cleaning

An operating temperature range from -40OC to +60OC and a uniform light pattern make it ideal for food, beverage and pharmaceutical, and a host of other applications where a cool, low-power light source is required. Where glass lensing cannot be used, the high-impact polycarbonate body reduces installation costs since there is no need for protective housings.



## Wafer Bonding Report

Yole Développement announces the publication of its technology study and market research report, Permanent wafer bonding report

Historically developed for MEMS & SOI substrates, the wafer bonding technology is today becoming a key processing technology for a wide range of applications including LEDs, Power Devices, RF and Advanced Packaging.

The wafer bonding market is a very complex one crossing different wafer sizes (from 2" to 12"), different applications (Advanced Substrates such as SOI, MEMS, LEDs, CMOS Image Sensors, Power Devices, RF Devices & Advanced Packaging) and different bonding technologies (Adhesive, Anodic, Fusion, Direct Oxide, Eutectic, Glass Frit, Metal Diffusion).

Yole Développement's report aims at giving a vision, crossing what the wafer bonding technologies will

be over the 2010-2016 time line.

### Market Trends

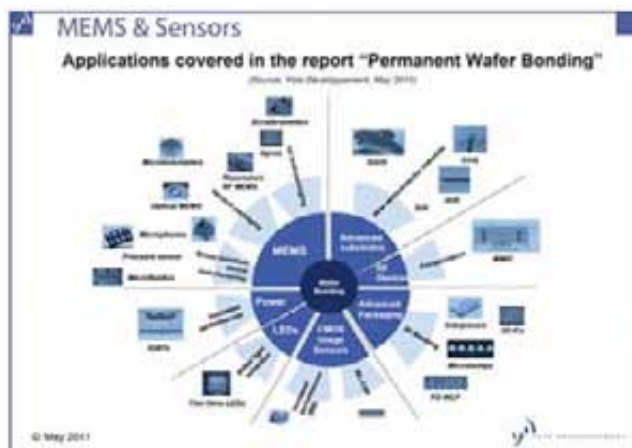
Wafer bonding is usually defined as a process that temporarily or permanently joins two wafers or substrates using a suitable process. Historically developed for MEMS and then SOI wafers, wafer bonding technology has shifted to non-mainstream IC applications over the last years. Our report aims at analyzing the market perspectives and technical trends for permanent bonding.

Wafer bonder can be also used for LEDs or Power Devices. Indeed, in a typical LED active region, spontaneous emission scatters photons in all directions. If the substrate material has a smaller band gap than the active region, approximately half of the light is absorbed in the substrate; significantly reducing device performance. So, one of the manufacturing solutions for photon loss involves bonding a wafer containing an array of devices to another wafer that provides both a reflective surface for maximum light extraction and a heat sink for thermal management. And of course, over the 5 past years, much attention has been given to this technology for 3D integration of memories for example.

### Technology Trends

Yole Développement has estimated the wafer bonder to have big market growth for the next year. The growth will be driven small size wafer for LEDs and 12" wafer for 3D stacking and CIS.

Although EV Group is market leader in permanent bonding, the growth of the bonding equipment market is attracting challengers.





Yole Développement's report analyzes in details the technical & economical evolution of the permanent wafer bonding process. It gives, for example, 2010-2016 market forecasts for permanent bonding, number of equipment, an overview of the different bonding approaches and equipment players market shares and competitive information

This market & technology report also presents the trends for permanent bonding, W2W vs. C2W analysis for 3D integration. It describes the applications for wafer bonding with main characteristics, challenges

#### About Permanent Wafer Bonding Report:

- Authors

Dr. Eric Mounier has a PhD in microelectronics from the INPG in Grenoble. Since 1998 he is a co-founder of Yole Développement, a market research company based in France. At Yole Développement, Dr. Eric Mounier is in charge of market analysis for MEMS, equipment & material.

- Catalogue price: Euros 3,990.00 (single user license) - Publication date: May 2011

For special offers and the price in dollars, please contact David Jourdan (jourdan@yole.fr or +33 472 83 01 90)

- Companies cited in the report

Acreo, AML, APM/UMC, Avago, Ayumi, Bosch, Colibrys, Dalsa, Discera, EVGroup, FhG IMS, FLIR, IBM, Icemos, IMEC, IMT, Infineon, Infineon, Invensense, KTH, Leti, Lumileds, MEMStech, Micralyne, Mitsubishi Heavy Industries, Okmetic, Omron, Osram, Qualcomm, Raytheon, RPI, Sand9, Semefab, Sensoror, Silex, SOITEC, STM, SUSS MicroTEC, Tezzaron, TI, tMt, Tohoku University, TowerJazz, Tracit, Triquint, Tronic's, TSMC, VTI, Xcom, Ziptronix

## Samsung injects digital expertise into U.S. LED lighting market

The company is focusing on rapidly innovating the lighting industry and aims to take LED lighting solutions beyond U.S. early adopters.

Long recognised in the United States as a high-tech powerhouse, Samsung has set its sights on becoming a new leader in the U.S. lighting market as the industry shifts into the digital age.

The company is making its first LED lamps available in the U.S. as the company couples its technological prowess in LED with its deep marketing knowledge in consumer electronics to launch LED lighting solutions into the mainstream professional and consumer market.

Samsung LED was established globally in April 2009, channelling the company's expertise in the electronics and electro-mechanics fields into the production of cutting-edge LED lighting. As an innovator in LED technology from chips to TV displays, Samsung already possesses some of the largest LED production facilities in the world, helping ensure quality and reliability across the entire line of products. An American centre of operations has been established in Atlanta, Ga., to support the company's expansion into the U.S. market.

"The lighting industry has finally caught up with the digital revolution, with microchip technology powering lamps enabling longer lifetimes, more environmentally-friendly designs and less energy consumption," says Philip Warner, Vice President of Samsung LED America. "The Samsung brand is practically synonymous with consumer electronics. As more and more people recognise the future of home and commercial lighting lies in this amazing digital technology, we are confident Samsung will take a leading position in the market."

Samsung's initial line-up ranges from omnidirectional incandescent replacements to fluorescent and PAR replacement lamps for homes and businesses. Samsung's vertically integrated supply chain allows the company to produce all aspects of LED lights, including chips, PKGs,

modules, light engines and lamps. The company is also a technology leader in areas of thermal management, optics, power supplies and lighting controls.

Philip Warner, Vice President, added that Samsung will put its full research and design might into developing the next generation of LED lamps. "We will not dilute our offerings with high-efficiency incandescent or even CFLs, as these are yesterday's technologies. Our focus is 100-percent on LED," he said.

LED lamps create light by running an electrical current through a microchip. They are increasingly replacing light bulbs in both indoor and outdoor settings due to their higher energy efficiency and longer lifespans compared to traditional incandescent or compact fluorescent bulbs, while providing warm, pleasing light.

---

## Lumiled's LUXEON A moves into volume production

With Freedom From Binning, the LUXEON A LED provides consistent quality of light from LED to LED which is something that both luminaire manufacturers and lighting designers wish to achieve.

LUXEON A, announced earlier this year, has moved into volume production and has been submitted for an Innovation Award at Lightfair 2011.

This is the second hot tested and specified LUXEON LED from Philips Lumileds this year that also delivers on the promise of Freedom From Binning.



*With LUXEON A, luminaire manufacturers will*

- hold less inventory
- reduce testing requirements
- get energy saving solutions to market more quickly

Philips Lumileds has committed to deliver illumination grade LEDs to the industry in a concerted effort to simplify and speed development of new lighting solutions and to deliver the highest quality of light for each application. Advanced manufacturing control allows the company to so accurately target a specific correlated colour temperature that each LUXEON A LED falls within one 3 step MacAdam ellipse space at actual operating conditions.

"Key to increased adoption of LEDs are ease-of-use, and confidence in the quality of light," said Steve Barlow, Sr. VP of Sales and Marketing. "Lumileds is simplifying and accelerating the design process with hot testing and Freedom From Binning. More importantly, with LUXEON A we are proving that consistent quality of light from LED to LED is something that both the luminaire manufacturer and lighting design community can count on today and into the future."

LUXEON A is featured at the company's LIGHTFAIR stand in a linear profile intended to demonstrate the consistency and quality of the emitted light. The entire LUXEON portfolio will be presented so that the lighting community can see and touch the latest LED technology that's being implemented in solutions for homes, offices, shops, and schools.

LUXEON A is in full volume production and is available from Future Lighting Solutions.

---

## Samsung LED to boost HB LED production with Aixtron

Following successful commissioning of the first two G5 systems in 2010 and at the beginning of this year, the company is now expanding its capabilities through Aixtron's latest generation of AIX G5 HT MOCVD reactors.

Aixtron SE has a large multiple order for the industry standard LED production platform AIX G5 HT MOCVD Planetary Reactor from Samsung LED.

Samsung LED has been using AIX 2800G4 HT GaN MOCVD systems for several years. Following successful commissioning of the first two G5 systems in 2010 and at the beginning of this year,

the company now sought to expand its capabilities through Aixtron's latest generation of AIX G5 HT MOCVD Planetary Reactors.

The new systems will be installed within this year at Samsung's latest state-of-the-art production facility. They will be used for volume production of high brightness (HB) blue and white GaN-based LEDs for television back-light units (BLU) and LED lamps for solid-state lighting applications.

Aixtron Vice President Sales, Bastian Marheineke comments, "Having become the leading local supplier for GaN-based HB-LEDs in Korea, Samsung LED has continually expanded capacity. Once again this will be achieved by adding more reactors of choice from Aixtron. The new reactors will further ensure Samsung LED's determination to stay at the forefront of LED production for volume applications."

Formed in April 2009, Samsung LED has been recognised as one of the fastest growing LED manufacturers in the world. Today, Samsung LED is an innovator in the LED BLU module industry and is equipped with what it claims is the world's best technology. The ultra-slim BLU module minimises the thickness of all sorts of displays such as TVs, notebook PCs, monitors, DIDs, and so on. Samsung aims to become the Global Top LED company within this year.

## Elec-Tech orders multiple MaxBright MOCVD tools

By adding Veeco's new multi-chamber MaxBright, Elec-Tech expect to be able to compete in a very high-production environment and drive down the cost of LEDs.

Veeco Instruments has announced that Elec-Tech International has placed a multi-unit order for Veeco's recently released TurboDisc MaxBright MOCVD System for production of high-brightness HB LEDs at its facility in Wuhu, China.

Tony Wang, Chairman of Elec-Tech commented, "As we have previously stated, our goal is to become one of the top three LED companies by output and sales revenue in China within two years, and we have an aggressive plan to achieve

this goal. By adding Veeco's new multi-chamber MaxBright, we expect to be able to compete in a very high-production environment and drive down the cost of LEDs. We are excited by what we have seen with MaxBright in terms of its cost-of-ownership model, ease-of-use, and the great footprint advantage it will offer us in our fab."

Wang added, "When we selected Veeco last year as our primary equipment supplier, it was not just because of the success of the K465i, but also because of the roadmap they shared with us on the new multi-reactor MaxBright system. Also, Veeco's service and support has been excellent, so we have a lot of confidence giving them these additional orders for our capacity ramp."

William J. Miller, Executive Vice President, Veeco LED & Solar added, "Elec-Tech is moving fast to ramp capacity and gain share in the LED market. We are pleased to be able to support this ramp with our latest generation MaxBright product."

## Full-colour QLED displays move closer to reality

QD Vision's quantum dot LEDs are claimed to achieve significantly higher efficiency and performance improvements over their equivalent OLED counterparts.

QD Vision, a developer of nanotechnology-based products for displays and solid state lighting, has taken major strides towards improving the efficiency and performance of its quantum dot LED (QLED) technology.



QLEDs offer all of the functional benefits of emissive display technologies, with the added advantage of simplified manufacturing processes and the potential to consume half of the power of the most efficient OLEDs.

QD Vision's red, green and blue QLEDs now

meet or exceed the 1953 NIST colour standard without using colour filters or secondary effects. The exceptional colour performance of QLEDs translates into a fundamental 30-40% luminous efficiency advantage over the best known OLED technology.

“The unique combination of extraordinary colour, high efficiency, demonstrated stability and low-cost patterning makes QLEDs the next breakthrough in electroluminescent technology for displays and solid-state lighting applications,” said Seth Coe-Sullivan, QD Vision Chief Technology Officer.

QD Vision says its deep red QLEDs now offer greater efficacy at equivalent colour than the best reported phosphorescent OLEDs, and its green and blue QLEDs match the performance of fluorescent OLEDs, but with far superior colour performance. For example, red QLEDs fabricated by QD Vision consistently achieve peak external quantum efficiencies (EQEs) of more than 18% and efficacies of more than 22 lm/W and 18 Cd/A, at 1931 CIE colour coordinates of (0.68, 0.32).

---

## Philips unveils first LED replacement for 75W incandescent

While reducing energy consumption by 80% and lasting 25 times longer, Philips says its EnduraLED A21 17W marks another important milestone in LED lighting technology for everyday use.

Royal Philips Electronics, a manufacturer of LED lighting products, will unveil the Philips EnduraLED A21 17W light bulb at the LIGHTFAIR International tradeshow during May 17-19, 2011.

Designed to replace a 75W incandescent bulb, while reducing energy consumption by 80% and lasting 25 times longer, the Philips EnduraLED A21 17W marks another important milestone in LED lighting technology for everyday use.

“We continue to test the boundaries of LED innovation with exciting products that provide energy efficiency, ambiance and extraordinary reliability,” said Ed Crawford, General Manager of Lamps for Philips Lighting North America.

“Once again we have demonstrated that consumers do not have to wait for quality alternatives to the incandescent or to sacrifice the soft white light they have become accustomed to because LED can deliver all the benefits without compromising quality.”

The EnduraLED A21 17W is the latest addition to Philips’ comprehensive portfolio of light-emitting diode (LED) bulbs that can efficiently replace incandescents. These include 25W and 40W equivalents, as well as the ENERGY STAR-qualified Philips EnduraLED 12.5W bulb, the world’s first commercially-available 60W replacement.

The EnduraLED A21 17W, which uses the company’s high-power, next-generation LUXEON LEDs, has also been developed to meet or exceed ENERGY STAR qualifications for an LED-based replacement for the 75W incandescent light bulb. Those specifications call for delivering 1100 lumens with just 17W of electricity, a colour temperature of 2700k, a colour rendering index (CRI) of 80, and a rated life of 25,000 hours. The new bulb will be submitted to ENERGY STAR in the coming months for qualification testing.

Philips estimates that about 90 million 75W incandescent light bulbs are sold annually in the United States. Switching to this LED replacement has the potential to reduce energy use by 5,220 megawatts of electricity, a cost savings of approximately \$630,000,000 annually. According to Philips estimates, switching to the EnduraLED 21 17W could also eliminate 3,255,205 million metric tons of carbon emissions annually, or the equivalent of removing nearly one million cars from the road.

As with all bulbs in the Philips LED lighting family, the new EnduraLED A21 17W has a rated life of 25 times longer than a standard incandescent bulb. Over its lifespan, the EnduraLED A21 17W could save a business or household about \$160 per bulb. Available during the fourth quarter of 2011 in the US, the manufacturer’s suggested retail price for consumers has not yet been finalised but is expected to be in the range of \$40 - \$45.

In addition to offering familiar soft white light, the Philips EnduraLED A21 17-watt fits into existing fixtures and works with standard dimmers, giving consumers a simple, long-lasting solution for the home. For those within the retail or hospitality

sector, Philips says the bulb will provide a substantial return on investment, through extended bulb life and reduced energy and maintenance costs.

## Ultratech to open HB-LED development facility in Taiwan

Scheduled to open in the second half of 2011, the Asia Technology Centre (ATC) will contain a class 1000 cleanroom that will aid developing cost-effective, scalable HB-LED manufacturing processes.

Ultratech, a supplier of lithography and laser-processing systems used to manufacture semiconductor devices and high-brightness LEDs (HB-LEDs), has opened the Asia Technology Centre (ATC) in Taiwan.

The integrated cleanroom provides the capability for leading-edge process development and in-depth demonstrations of Ultratech's Sapphire 100 lithography system, designed for customers in the emerging HB-LED market. To further support the company's Singapore international operations facility, announced last year, this centre will enable cost-effective, leading-edge process development that can be transferred between sites or across Ultratech's large customer base throughout the Pacific Rim. Scheduled to open in the second half of 2011, the ATC furthers Ultratech's ongoing commitment to meet its international customers' needs with advanced technology solutions at the lowest cost-of-ownership.

Ultratech Chairman and CEO Arthur W. Zafiropoulos said, "With many of our customers located in the Pacific Rim, opening our Asia Technology Centre in Taiwan enables us to work with leading companies to develop processes and lithography equipment advances to reduce the cost of manufacturing LEDs. In addition, the facility will be used to provide yield research as well as low-cost patterning solutions."

"Ultratech remains vigilant in its search for ways to provide low-cost solutions to support the significant growth in the HB-LED markets. We look forward

to leveraging our Asia Technology Centre to help speed the development of cost-effective lithography processes to support our customers' product and technology roadmaps for new and emerging markets," he concluded.

Building upon the cost and performance advantages of the 1500 platform, the next-generation Sapphire 100 system provides the best operational flexibility due to the fundamental benefits of the 1X lens design and market-specific technology options for high-volume, HB-LED manufacturing. The Sapphire 100 was specifically designed to meet the wide range of lithography needs and cost advantages for the HB-LED manufacturing industry.

## FZLED introduces TriAC-dimmable GU60 LED bulbs

Made to fit E26, E27, GU10, and B22 sockets, the bulbs have lifetimes of more than 35,000 hours, beam angles of 120 degrees, and utilise high-quality Samsung SMD LEDs as their lighting source.

FZLED, maker of high-performance LED lighting products, has revealed its all new GU60 LED Bulb Series. The series comprises high-quality LED bulbs, including 7 and 9 watt models and are available with or without TriAC-dimming functionality. They fit E26, E27, GU10, and B22 sockets, making them extremely versatile. In the GU60 LED bulb series, the lens are frosted and fins are available in silver or black to give consumers the look they desire.



### **FZL-GU60-00-07TD Series**

Emitting no harmful UV or IR rays and with very low heat emissions, these high-performance, energy-saving LED bulbs are an excellent lighting product to use for indoor, architectural, flood, mood, and spot lighting situations in both homes and businesses.

With the 7 watt model, consumers can choose a 3000K CCT that provides warm white light and a luminous flux (lm) of 300 or a 6000K CCT that provides a brighter cool white and lm of 400. In the 9 watt model lm reaches 400 with 3000K CCT and 500 with 6000K CCT.

Additionally, these energy-saving bulbs have lifetimes of more than 35,000 hours, beam angles of 120 degrees, and utilise high-quality Samsung SMD LEDs as their lighting source. Made to the exacting quality standards of FZLED and with an operation temperature range of -20°C to 40° C as well as an input voltage range of AC 100-264V, GU60 LED bulbs can be used in almost all situations.

FZLED's GU60 Series of TriAC-dimmable LED bulbs are currently available in Taiwan and Singapore.

With an Ra > 75 for cool white, the bulbs have a high power driver efficiency above 87%, and are CE, FCC and ETL approved.

---

## **GT Solar continue to cash in Asia**

The firm has won \$91 million worth of orders for its advanced sapphire furnaces from Taiwanese based Alpha Crystal Technology and Tera Xtal and the Lingyang Group based in China.

GT Solar International, a global provider of sapphire and silicon crystalline growth systems and materials for the solar, LED and other specialty markets, has received three new orders totalling \$91 million for its advanced sapphire crystallisation furnaces (ASF).

Two of the orders are from customers in Taiwan, Alpha Crystal Technology, a new customer, and Tera Xtal, who last week announced a sapphire

material purchase agreement with GT Solar. The third order comes from a new customer in China, the Lingyang Group.

“These new orders continue a very robust order rate for our ASF furnaces,” said Tom Gutierrez, GT Solar's president and CEO. “The interest shown by new market entrants and existing sapphire producers for our ASF systems has surpassed our expectations and is a testament to the confidence customers have for our proven ability to quickly ramp to high volume, low-cost manufacturing with leading edge crystal growth technology to meet the market demand for high quality sapphire material.”

GT Solar says its crystallisation process technology and global support resources offer customers a path to productive and profitable sapphire manufacturing operations with high levels of throughput and a greater return on their investment.

---

## **GT Solar to sue ARC Energy**

GT Solar says that ARC and two of its employees have used trade secrets relating to GT Crystal Systems' technology for manufacturing sapphire crystals, as a means of entering the sapphire crystallisation equipment business.

GT Solar International subsidiaries, GT Crystal Systems, LLC and GT Solar Hong Kong, Limited have filed a lawsuit in the Hillsborough County Superior Court (Southern District) in New Hampshire against Advanced RenewableEnergy Company, LLC (ARC).

The firms also plan to sue Kedar Gupta, ARC's Chief Executive Officer and Chandra Khattak, an ARC employee, for the misappropriation of trade secrets relating to sapphire crystallisation processes and equipment.

The complaint alleges that ARC and the named individuals misappropriated trade secrets relating to GT Crystal Systems' technology for manufacturing sapphire crystals, as a means of entering the sapphire crystallisation equipment business. The complaint further alleges civil conspiracy, unfair competition, breach of contract and interference with contractual relations.

“We have an obligation to our shareholders to be diligent about protecting our intellectual property,” said Hoil Kim, GT Solar’s General Counsel. “When we believe our intellectual property has been compromised, we will take the necessary action to protect our rights.”

## Optogan appoints new International Sales Director

The firm has employed Ove Sørensen who previously worked at Philips Lumileds, and has considerable experience in the introduction of high power LEDs into emerging markets.

LED manufacturer Optogan has appointed Ove Sørensen as new Director Sales and Business Development EMEA for the development of the international sales network in Europe, Middle East and Africa.

Ove Sørensen, 41, will be based in Germany’s Bavarian Landshut and conducting the international business and expansion of the Optogan Group into new markets. Moreover, he will work on a worldwide distribution and trading network with Solid State Lighting (SSL) manufacturers.



### ***Ove Sørensen is the new International Sales Director at Optogan GmbH***

The products of the European LED chips and luminaire manufacturer Optogan are experiencing an uninterrupted boom in Russia. In 2010, Optogan

launched its international sales activities. Due to rapidly increasing demand in global markets for LEDs “made in Germany”, the Optogan Group enforced its activities by creating the new position of the Director Sales and Business Development EMEA.

“Ove Sørensen is a perfect fit to our management team. He qualifies himself due to his excellent achievements in the LED industry and broad experience in international sales, marketing and management,” said Markus Zeiler, General Manager Global **Sales and Marketing of the Optogan Group**.

Before joining Optogan, Sørensen was working at Philips Lumileds, in Eindhoven, The Netherlands. At the time he joined the company in 2004, he first took over the position of Sales Manager for the regions of Great Britain, Benelux and Scandinavia. In 2007 he was appointed as Sales Director for Northern and Eastern Europe. Within this period he contributed greatly to the introduction of high power LEDs into emerging markets and expanded the customer base for Philips Lumileds significantly.

Previously, Sørensen held senior sales and marketing positions at various companies. Among others, he succeeded as “Sales Director Government” in building up a government oriented tender business for Holland’s biggest system integrator. In 2000 as the youngest ever recipient, Sørensen was awarded the coveted Top Manager of the year. He is fluent in English, German, Dutch and Norwegian.

The economist and MBA looks forward to introducing the benefits and excellent opportunities of the Optogan group to the international lighting market. “Our first priority in international Sales, is the latest generation of Chip-on-Board and customized LED modules. Apart from the advantage of our outstanding technology and competitively priced products, we are also working with our SSL customers, the leading luminaire manufacturers, to build a partner network for the Russian market.”

“With Ove Sørensen, we have managed to engage an international Top Manager as Director Sales and Business Development for Optogan securing our long-term business success. Our customers appreciate the experienced and highly motivated sales team led by Ove Sørensen”, said Alexey

Kovsh, Executive Vice President of the Optogan Group.

## Osram unveils feel-good “Brilliant-Mix” LED

The new LED concept from Osram Opto Semiconductors achieves 30 % greater luminous efficacy with a high colour rendering index.

Warm white light with a high luminous efficacy (110 lm/W) and a colour rendering index (CRI) of more than 90 are the result of the new “Brilliant-Mix” concept from Osram Opto Semiconductors. The intelligent colour mix based on powerful Oslon SSL LEDs in EQ-White and Amber covers a broad white spectrum from 2700 to 4000 K. Depending on the required luminous flux, a different number of these LEDs can be combined to produce warm white feel-good light of high quality that will set new standards in general illumination applications.



***The natural warm white light, which provides realistic rendering of colours and skin tones,***

***comes from the new “Brilliant Mix” LED concept from Osram Opto Semiconductors***

This new LED concept is backed by in-depth Osram know-how in terms of the high-power Oslon SSL LED, expertise in colour mixing and control and project-specific customer support. The main applications for the new concept include high-quality lighting solutions for residential and commercial premises such as shops and offices.

The high quality of the light is based on the combination of a pleasant warm tone and very high colour rendering properties. The high CRI ensures that colours and skin tones appear in artificial light as natural as they do in normal daylight. Test colours R9 (saturated red) and R13 (skin colours) are crucial for the natural rendering of red and skin tones. With CRIs of 78 and 98 respectively they have much higher values than most conventional light sources.

The typical value for the general colour rendering index Ra (averaged sum of test colours R1 to R8) is 92 at a colour temperature of 2700 K. The luminous efficacy is also exceptionally high at more than 110 lm/W. For a comparable colour temperature and comparable CRI that is 30 percent higher than warm white LEDs that produce white light using the principle of phosphor conversion. Even in a retrofit lamp system this concept can achieve 100 lm/W at system level.

Oslon SSL LEDs in EQ-White and Amber are used in the “Brilliant Mix” concept. Measuring just 3 mm x 3 mm, these LEDs are among the smallest in the 1 W class and can be closely clustered. This makes colour mixing easier and also improves the optical design at system level.

To make it as easy as possible for customers to select and order the appropriate LEDs we have developed a logistical module concept. Christian Neugirg, Business Development Manager SSL at Osram Opto Semiconductors explains: “Planning and implementing LED lighting systems requires an immense amount of calculation, so we are relieving our customers of this tiresome task. Customers simply have to tell us the light colour, the temperature of the board and the luminous flux they want to achieve, and our logistical module concept then works out which LEDs and how many need to be ordered to meet these requirements perfectly.”



The semiconductor specialist also offers application support for selecting the correct electronic control. Lamp and luminaire manufacturers therefore have new opportunities to create LED lighting solutions with warm white light and high brightness levels. Everything is now in place for LEDs to be used more and more for general illumination purposes without having to compromise on lighting comfort.

The "Brilliant Mix" concept has already been implemented in the Parathom Pro Classic A 80 LED lamp and in the PrevaLED system from Osram. These demonstrate the high quality of light that can now be achieved with LEDs.

## Avago HB-LEDs offer manufacturing simplicity

The firm's new PLCC-2 LEDs deliver superior light output for reduced LED count in signage and gaming machine backlighting, and offer tight colour uniformity for linear lighting.

Avago Technologies, a supplier of analogue interface components for communications, industrial and consumer applications, has revealed a white high-brightness LED in a robust surface-mount (SMT) package that simplifies manufacturing.



The new ASMT-UWB1 LEDs are available in a Plastic Leaded Chip Carrier (PLCC)- 2 package encapsulated in a heat-resistant silicone resin, enabling them to operate in a wide range of environmental conditions with high reliability and long operating life.

The superior light output of the ASMT-UWB1 LEDs enables reduced component count to cut overall system costs. This high-brightness performance, along with a wide 120-degree viewing angle, makes

the LEDs well-suited for illuminated advertising, backlighting of vending and gaming machines, as well as for office automation, electrical appliances and industrial equipment.

Designers are choosing SMT LEDs because of their ease of assembly, compact footprint, and manufacturing flexibility, which combine to reduce overall system development costs. The ASMT-UWB1 SMT LEDs are packed in EIA-compliant tape and reels for simplified pick and place assembly. Each reel is shipped from a single intensity and tight colour bins following the ANSI C78.377-2008 colour binning structure to provide better uniformity.

The LEDs also feature a low forward voltage value, with a maximum of 3.6V. This results in low power consumption for end-applications.

Additionally, the ASMT-UWB1 is compatible with reflow soldering processes and is lead-free and RoHS compliant. It has moisture sensitivity compliant to JEDEC MSL 3 and electro-static discharge sensitivity compliant with JEDEC HBM 1000V.

In the U.S., the ASMT-UWB1 LEDs are priced at \$0.21 each in minimum quantities of 2,000 pieces. Samples and production quantities are available now through the Avago direct sales channel and via worldwide distribution partners.

## Cree LMR4 LED outshines 100W incandescents

Emitting 1000 lumens, the LMR4-1000 module provides higher quality light and efficiency, using 42 % less input power, than 26 W compact fluorescent bulbs.

Cree, an innovator in LED lighting, has revealed the new 1000 lumen LMR4 LED module, delivering 66 lumens per watt efficiency in a fully-integrated solution for downlight applications where high-quality light is essential such as commercial, retail and residential.



Featuring Cree TrueWhite Technology, the LMR4-1000 module provides higher quality light and efficiency, using 42 % less input power, than 26 watt compact fluorescent bulbs. Cree says the LMR4-1000 is also the only commercially available 2700 K LED module to deliver 1000 lumen output at more than 90 CRI, which can replace 100 watt incandescent bulbs in downlight applications.

“The LMR4-1000 has the proven technology to enable our customers to quickly and easily incorporate beautiful, energy-efficient LED lighting into the marketplace,” said Scott Schwab, product line manager, Cree LED modules.

“Building on the success of Cree’s LED module family, the LMR4-1000 provides high-quality light that meets the design requirements for applications such as restaurants, hotels and homes, continuing Cree’s innovation in drop-in ready, integrated solutions for the LED lighting market,” concluded Schwab.

The Cree LED Module LMR4-1000 integrates driver electronics, optics and primary thermal management, making the compact Cree module drop-in-ready. Designed to last 35,000 hours and dimmable to 5 %, the LMR4-1000 module is available in colour temperatures of 2700 K, 3000 K, 3500 K and 4000 K with more than 90 CRI.

The Cree LED Module LMR4 is available now with standard lead times, and sample evaluation kits are available now directly from Cree’s website, [www.cree.com/modules](http://www.cree.com/modules).

## LED outlook remains bright upstream

IMS Research says that Veeco is inching its way towards Aixtron in the MOCVD reactor market. While Veeco was the number one provider of MOCVD tools in China and Europe, Aixtron led in Korea, Taiwan and the USA.

IMS Research’s latest “Quarterly GaN LED Supply and Demand Report” says that although Q1’11 MOCVD installations were down, ending a 7-quarter streak of sequential growth, the 2011 outlook remains bright for MOCVD and other upstream equipment and materials suppliers.

Global merchant MOCVD reactor shipments fell 18% Q/Q while rising 31% Y/Y to 194 units with GaN LEDs the dominant application with a 97% share. Veeco gained a point of market share to 44% of total MOCVD reactor shipments and maintained its 44% of the GaN MOCVD market. Aixtron maintained its leadership position in both segments, losing a point of market share in total MOCVD from 53% to 52% and maintaining a 53% share of the GaN MOCVD market.

Regionally, China dominated the GaN MOCVD market as expected, accounting for a 74% share, up from 64% with Taiwan maintaining a 20% share (see Figure). 23 different companies installed tools in China with 9 companies installing in Taiwan.

San’an Optoelectronics remained the dominant customer for the second consecutive quarter, accounting for over 20% of tools installed in Q1’11. The top 3 and 7 of the top 10 MOCVD customers in Q1’11 installed tools in China. Veeco was #1 in China and Europe while Aixtron led in Korea, Taiwan and the USA.

According to IMS Research SVP Ross Young, “Looking forward, we are not seeing installations being pushed out in China. We expected to see some delays, but we have only reduced our 2011 forecast by 8 reactors from 1097 to 1089. A number of companies also provided us with their 2012 plans regardless of whether or not there are MOCVD subsidies. Other incentives and the prospect for rapid growth in LED lighting are proving powerful enough to enable continued investment in LED capacity in China in 2012.”

Significant growth is expected in Q2'11 and Q4'11 resulting in the 1089 GaN MOCVD reactor unit forecast which will be up 36% Y/Y. China is expected to account for 820 tools, up 181%. China is expected to account for 75% of the 2011 MOCVD market, up from 36% in 2010. It is the only region expected to show Y/Y growth. Taiwan is expected to be the #2 region with a 16% share, down from 36% on a modest decline of 14% with Korea down 85% to 33 tools. China's Q4'11 installations alone are expected to be larger than the entire worldwide 2009 market. Each manufacturer's planned 2011 installations are included and compared with 2009 and 2010.

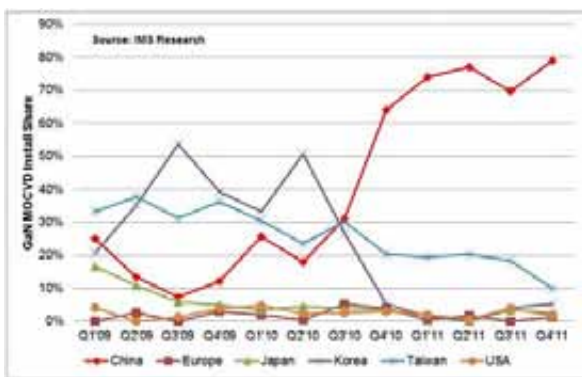


Figure. GaN MOCVD Installations by Quarter

The "Quarterly GaN LED Supply and Demand Report" quantifies LED supply, demand, pricing, market size and much more. Each panel manufacturers' LED configurations and LED consumption are provided at every size, resolution and refresh rate along with their conventional and LED panel shipments and projections.

The report also tracks all other segments including lighting, automotive and signage by die size in units and revenues with market sizes projected out to 2015 in units and revenues. MOCVD shipments and share are segmented by manufacturer, region and tool type. A rolling MOCVD 4-quarter forecast is provided by LED manufacturer and MOCVD and LED supply and demand are projected out to 2015.

## Veeco boosts its support efforts in Shanghai

The company has installed a new training centre which is designed to help its Chinese customers ramp up production of LEDs.

As part of its significant expansion in Asia announced last Autumn, Veeco Instruments has officially opened its new China Training Centre (CTC) in Shanghai in order to better support the rapid growth of the LED industry and the needs of its customers.

The official grand opening featured the attendance of many honoured guests, including several of Veeco's key Chinese LED customers and important local government officials.

At the ribbon-cutting ceremony, John R. Peeler, Veeco's Chief Executive Officer, commented, "China is making an enormous investment to become a world leading manufacturer of LED, both for its own domestic consumption and to export. In fact, China has stated targets to convert 30% of the domestic lighting market to LEDs by 2015. China represented nearly 30% of Veeco's 2010 revenue, or \$267 million, up from \$30 million in 2009, and Chinese companies will potentially represent over half of our \$1 billion-plus revenue forecasted for 2011. We shipped MOCVD tools to 20 customers last year, including existing LED manufacturers, joint venture companies as well as some new start-up enterprises. We are excited to be opening our new Shanghai customer training and support centre to support this explosive growth and strengthen our leadership position in China."

Peter Collingwood, Veeco's Senior Vice President, Sales & Service, added, "Many of our customers are building or significantly expanding factories, often in new "LED/green energy" parks. Our training centre in Shanghai was therefore developed specifically to help our Chinese customers "go faster" to ramp production of LEDs."

The CTC site, about 1700 square metres in size and housing approximately 40 Veeco employees, is equipped with three classrooms as well as Veeco's market leading TurboDisc K465i MOCVD system. Training will include TurboDisc MOCVD system introduction, epitaxial process characterisation,

and more advanced hands-on training classes in hardware maintenance and trouble-shooting.

Justin Wang, General Manager, Veeco Greater China region, added, "This training centre is the first of its kind to be established for the LED industry in China. Our goal is to train hundreds of engineers to use our MOCVD tools in the next 12 months."

According to Peeler, "Veeco will invest over \$30 million in 2011 to dramatically expand its Asia footprint to help customers continue to accelerate the pace of adoption of LEDs for consumer electronics and solid-state lighting, including additional new R&D/demo and process support sites in Hsinchu, Taiwan (opening in August) and Seoul, Korea (opening early 2012)."

---

## Samsung and Evident Tech sign QD LED patent agreement

Samsung will gain access to Evident's patent portfolio for all products related to quantum dot LEDs from manufacture of the quantum dot nanomaterials to final LED production.

Evident Technologies and Samsung Electronics have entered into a comprehensive patent licensing and purchasing agreement for Evident's quantum dot LED technology.

This agreement grants Samsung worldwide access to Evident's patent portfolio for all products related to quantum dot LEDs from manufacture of the quantum dot nanomaterials to final LED production.

"We are excited that Samsung, the leader in consumer electronics, has licensed our quantum dot technology," said Clint Ballinger, CEO of Evident Technologies. "We already enjoy a terrific working relationship and look forward to the future of this technology."

Quantum dots are nanometre-sized semiconductor crystals that have great commercial promise in electronic applications from solar energy conversion to thermoelectrics to LEDs. Evident was the first company in the world to commercialise quantum dot LEDs with products launched in 2007.

Evident Technologies is currently focused on developing next-generation thermoelectric applications using their core quantum dot material technology. "Our goal is to greatly increase the performance of thermoelectric devices through our nano-material advances," says Ballinger. Thermoelectric devices can be used for solid-state heating and cooling as well as for converting waste heat into electricity directly.

---

## Epistar honours Dow with first-ever supplier award

The firm was recognised for its supply of metalorganic precursors used in the manufacture of LEDs and for its exceptional customer support.

Dow Electronic Materials, a business unit of Dow Advanced Materials, has announced that Epistar Corporation, a world leading high brightness LED epiwafer and chip manufacturer, has awarded its first-ever Supplier Award to the Metalorganic Technologies business of Dow Electronic Materials.

As a supplier to Epistar of metalorganic precursors for the manufacture of high brightness LEDs, Dow was recognised for ensuring the supply of precursor materials, improving product quality, providing excellent material and process support for manufacturing, offering superior customer communications and achieving high customer satisfaction.

"Dow has demonstrated itself to be an exceptionally trustworthy partner over the past year that deserves more than an excellent supplier award," said BJ Lee, Chairman of Epistar, upon presenting the award. "Dow is a key, long-term supplier that we rely on for critical materials and technical service, both now and in the future. We are honoured to recognise Dow's hard work with our first annual Supplier Award acknowledging its contributions to our strong growth over the past year."



***Epistar Corporation presents its first annual Supplier Award to the Metalorganic Technologies business unit of Dow Electronic Materials. Pictured from left to right are Leo Tsay, Greater China Sales & Operations Director and Joe Reiser, Global Business Director for Dow Electronic Materials and BJ Lee, Chairman and MJ Jou, President of Epistar Corporation.***

The ceremony took place on March 30, 2011 in Epistar's facility in Hsinchu, Taiwan. Attending on behalf of Epistar were BJ Lee; MJ Jou, President; Jack Lin, logistics director; and Cathy Lin, procurement deputy manager.

Also attending were Derek Ma, vice director of Huga Optotech, a leading manufacturer of LED semiconductor devices dedicated to LED chips and wafer production. Accepting the award for Dow's Metalorganic Technologies business were Joe Reiser, global business director; Leo Tsay, greater China sales and operations director; and Johnny Chien, Taiwan sales manager.

"Customer satisfaction and responding to each customer's requirements is at the core of how we operate as a company," said Reiser. "It is a tremendous validation of our efforts to receive this recognition from Epistar, which acknowledges the quality of products, technical expertise and personnel we bring to every customer. We look forward to building on our cooperation with Epistar and continuing to enhance our product and service offerings to increase our support in the future."

Exceptionally high-quality materials and precise delivery of metalorganic precursors are essential to building reliable LEDs. Dow Electronic Materials is the leading supplier of precursors to the LED market, including trimethyl gallium (TMGa), which are used to create the electroluminescent films in

LED chips through a chemical vapor deposition (CVD) process.

In addition to developing and supplying advanced materials for LED manufacturing, Dow Electronic Materials also offers the VAPORSTATION Central Delivery System for bulk delivery of CVD precursors to multiple reactors and other patented delivery technologies for both liquid and solid precursors.

## GT Solar to supply sapphire to Tera Xtal

The firm will provide the Taiwanese firm with sapphire to produce LED epitaxial-ready wafers.

GT Solar International, a global provider of sapphire growth systems and materials for the LED and other specialty markets, has signed an agreement with leading Taiwanese LED wafer manufacturer, Tera Xtal Technology Corporation.

GT Solar will supply Tera Xtal sapphire cores for increasing their production of epitaxial-ready LED wafers.

"We are increasing our volume of epi-ready wafers to meet rising customer demand," said Steven Liu, President of Tera Xtal. "We have had a successful, long-standing relationship with Crystal Systems, now GT Solar, and have come to rely on their ability to provide us with LED sapphire material that meets our high standards for quality. We look forward to continuing our relationship with GT Solar into the future."

"We are pleased that Tera Xtal has selected GT Solar to provide them with LED sapphire material to meet their increased production needs," said Tom Gutierrez, president and CEO of GT Solar. "Our ability to supply sapphire cores to a leading LED industry player such as Tera Xtal not only demonstrates the quality of the sapphire produced by GT's proprietary Advanced Sapphire Furnaces but also provides support to our expanding universe of equipment customers as they ramp into production over the coming year."

GT's new sapphire production facility increases the availability of high quality sapphire material for its LED and specialty market sapphire customers.

Initially, material allocation will satisfy both LED and specialty market customers, but long term, as its equipment customers ramp into high volume production, GT expects that the majority of its sapphire production to be allocated to meet new specialty market growth in areas such as high energy lasers, medical devices, and applications requiring large area substrates for the aerospace and defence industries.

## TV apps to dominate LED Demand through 2013

DisplaySearch says that LED lighting will take over in 2014 and the LED penetration rate in large-area backlighting is forecast to reach 70% in 2011.

Demand for LEDs continues to rise, with TV applications forecast to dominate LED demand through 2013, accounting for nearly 50% of total LED backlight market demand.

According to the DisplaySearch Quarterly LED Supply/Demand Market Forecast Report, LED lighting will capture the lead by 2014, as demand for LEDs in LCD TV backlights falls. This drop is expected due to a decrease in the number of LED packages per set—a result of efficacy enhancements and cost reductions.

“The market for LED backlights continues to grow as manufacturers leverage the technology for large display applications like notebooks, monitors, and TVs,” noted Leo Liu, Senior Analyst at DisplaySearch. “In addition, there are a growing number of emerging applications for LEDs, such as lighting, signal, and automotive applications.”

Currently, LED backlights are used in all small/medium LCDs, and LED penetration in mobile PCs is nearly 100%. Penetration of LEDs in LCD monitors and LCD TVs continues to grow, while the number of LED packages per set is decreasing. After more than doubling to 12.9 in 2010, the average number of chips per set is increasing more slowly, and is expected to peak at 15.1 in 2012. This is driven by the increasing efficacy of LEDs, even as the cost per chip decreases. This virtuous cycle drives LED penetration higher in LCD backlights, as well as illumination.

Figure 1. DisplaySearch Large-Area LED Market Penetration Forecast by Application (Shipments)



Source: Quarterly LED Supply/Demand Market Forecast Report

The LED lighting penetration rate in 2010 was 1.4%, and is forecast to reach 9.6% in 2014. In terms of LED lighting, spotlights and LED street lights are forecast to have higher penetration in lighting due to government incentive programs like the 12th Five Year Policy in China, as well as growth in commercial applications. In addition, LED bulbs and fluorescent tubes are growing in Japan due to government incentive programs (Eco-Point) and energy consciousness.

Quarterly chip supply will nearly double from the beginning of 2010 to the end of 2011, as both existing and new suppliers ramp up MOCVD lines. In Q1'11, Samsung and LG were the top two LED suppliers in terms of 500 x 500 μm chip size. However, led by Epistar in the #3 position, Taiwan will pass Korea as the largest source of supply in 2011. The tight supply situation experienced in 2010 has turned into an oversupply, as chip production has increased while LED TV penetration did not grow as fast as expected, reaching only 21% in 2010.

## Kyma cashes in with \$400k grant

The firm is one of 16 selected by North Carolina Green Business Fund to improve its plant efficiency by a very significant amount.

Kyma Technologies, a supplier of ultra-high purity crystalline GaN and AlN materials and related products and services, has won an NC Green Business Fund grant to develop a more energy efficient manufacturing facility.

The NC Green Business Fund which is managed by the North Carolina Department of Commerce. Triangle-based companies and organisations have been awarded more than \$2.8 million in grants from the North Carolina Green Business Fund, state Commerce Secretary Keith Crisco announced.

Statewide, a total of 16 organisations received grants which totalled to \$4.6 million; the grants are being funded through the American Recovery and Reinvestment Act.

Under this award, Kyma will receive over \$400,000 to install several elements of an ultra-high energy efficiency manufacturing infrastructure. This includes installation of a geothermal heating, ventilation, and air conditioning (HVAC system); installing better insulation; implementation of high efficiency LED based solid state lighting; implementation of smart utility control sensors; and creation of an energy usage monitoring and optimisation centre.

“While we have always prided ourselves with our relatively low carbon footprint, especially compared to that of many of our competitors, NC Green’s support is going to enable us to improve our plant efficiency by a very significant amount,” said Heather Splawn, Kyma vice president of operations.

Keith Evans, Kyma’s president and CEO, added, “We are pleased to receive the support of the NC Department of Commerce’s NC Green fund. This helps us become even greener in the manufacturing of our products, which is almost poetic, because our products in turn are used by our customers used to make their products greener too.”

Kyma’s GaN and AlN materials are designed to

enable their customers to make energy efficient nitride semiconductor devices such as LEDs and power switching electronics.

The market for nitride semiconductor devices is expected to surpass \$65B over the long term, including over \$32B in visible lighting applications and over \$33B in power electronics applications.

## Cree revolutionises video screen market

The firm’s two new high-contrast and water resistant HB-LEDs are suited for use both indoors and outdoors and are designed to simplify manufacturing and lower system cost.

Cree, a marketer of LED lighting, has raised performance levels for high-brightness LEDs optimised for high resolution indoor and outdoor video screens with its new water resistant and higher contrast high-brightness LEDs.

The superior contrast offered by these Cree LEDs extends the benefits of typical, black surface-mount LEDs that are used for high-definition, high-resolution LED screens and displays.

The Screen Master CLX6A-FKB delivers industry-leading intensity and far-field pattern matching for high-resolution full-colour displays in a small water resistant package. Optimised for outdoor use with both IPX6 and IPX8 ratings, this PLCC6-type LED eliminates the need for a protective cover, reducing overall systems cost and delivering higher brightness.




**CLX6A-FKB**

Cree says it is the industry’s first water resistant, tall LED package, designed with dimensions that

provide superior thermal performance and make it easier for customers to assemble.

The Screen Master CLVBA-FKA is Cree's first black-body RGB surface-mount LED, optimised to provide the highest contrast ratio for indoor video screens. It has matched red-green-blue far-field patterns, delivering a consistent viewing experience across a wide range of viewing positions and unrivalled colour vibrancy.



**CLVBA-FKA**

"Cree has the broadest portfolio of products optimized for the indoor and outdoor video screen market." said Mike Watson, Cree, senior director of marketing, LED components. "Two years ago, Cree introduced the first water resistant surface mount LED. With the CLX6A, Cree demonstrates our leadership again by introducing the industry's first water resistant SMD LED in an easy-to-assemble, tall package. These new products allow our customers to create superior video screens that provide the viewing public with a better, richer image."

Screen Master CLX6A and CLVBA high-brightness LEDs are commercially available now.

# Telecoms

## TowerJazz and DARPA unite to advance SiGe HBT development

The "GRATE" multiyear program will develop up to 500GHz devices and employ the use of grating masks combined with conventional photolithography.

Jazz Semiconductor, a fully owned U.S. subsidiary of Tower Semiconductor (operating collectively under the brand name, TowerJazz), has formed a cost-sharing collaboration with DARPA to advance its roadmap for high frequency SiGe HBT devices.

The DARPA program named "GRATE" (Gratings of Regular Arrays and Trim Exposures), will employ the use of grating masks combined with conventional photolithography to achieve very fine dimension features as an alternative to more costly lithography techniques such as immersion lithography. The grating masks will be used in combination with the standard masks used today in volume semiconductor device manufacturing.

The TowerJazz roadmap includes BiCMOS platforms which have both CMOS and BiPolar devices on a single wafer and are offered monthly in multi-project wafer (MPW) runs. The existing BiCMOS platforms are based on 350nm, 180nm and 130nm CMOS nodes, and the variants include HBT device performance at 60, 150, 200 and recently 260GHz.

In the multi-year GRATE program, TowerJazz will develop methods for implementing grating and trim exposures in its existing BiCMOS platforms in three stages: to target 200-300GHz devices, 300-400GHz devices and finally with research on 400-500GHz HBT devices.


TowerJazz has partnered with the University of California, San Diego (UCSD) for novel circuit demonstrations using the new technology platforms and for teaming on extremely high frequency test and characterization of HBT devices as well as interconnect and passive components such as microstrip lines and MIM capacitors. This high



frequency data and modelling will be the basis for mmWave design kits that enable customers to design and simulate mmWave circuits and products.

In addition, TowerJazz will bring its pure-play specialty wafer foundry approach to the program through MPW runs to allow select, early access to the technology.

“It is exciting to work with DARPA on the use of gratings and trim exposures. Our team has demonstrated abilities to print sub-90nm features with very good depth of focus, and we are applying these methods to our SiGe BiCMOS technologies. We look forward to demonstrating novel capabilities and offering these technologies to our customers through our MPW infrastructure,” said David Howard, TowerJazz Executive Director and Primary Investigator for GRATE.



The AFEM-S257 module integrates multiple high-performance technologies to reduce PCB board footprint, while simplifying design and manufacturing and shortening time to market. Using Avago's 0.25- $\mu\text{m}$  GaAs enhancement-mode pHEMT process and Film Bulk Acoustic Resonator (FBAR) filtering technologies, the module delivers superior performance across voltage and temperature levels.

## Avago provides WiMAX coexistence FEM to simplify mobile electronics

The highly-integrated, small-footprint module is claimed to be the first to deliver coexistence operation of WiMAX with other cellular and WiFi radios in the same device.

Avago Technologies, a supplier of analogue interface components for communications, industrial and consumer applications, is releasing a complete RF front-end module (FEM) for WiMAX radios in mobile handset or portable PC applications.

The new AFEM-S257 module is designed specifically for coexistence operation of WiMAX with other cellular and WiFi radios in the same device. The module features two receive ports and a single transmit port in a small 5 by 7 by 1 mm package that is ideal for space-constrained mobile applications in the 2.5 to 2.7 GHz frequency range – providing up to 25 % space savings over discrete WiMAX solutions.

FBAR technology delivers steep roll-off and low insertion loss, resulting in extended battery life and talk time and better signal quality. With high noise rejection of 35 dBc, the module enables fewer interference issues between IEEE 802.16 WiMAX and other radios. The AFEM-S257 module achieves 24 dBm of WiMAX-compliant output power, while maintaining an error vector magnitude (EVM) of 2.5 % at 16 quadrature amplitude modulation (QAM).

“The AFEM-S257 front-end module provides a complete, compact solution that can be easily and quickly designed in to mobile WiMAX applications, which is demonstrated in the top three reference designs addressing this market,” said James Wilson, senior director of marketing for wireless products at Avago. “With Avago FBAR filtering technology delivering unparalleled out-of-band rejection, the module offers the performance major smartphone makers demand.”

The AFEM-S257 has 18 % power added efficiency (PAE) and all RF ports are matched to 50  $\Omega$  for simplified design. With 3 to 5V power supply for TX path the TX gain is 34 dB. The NF is 3.5 dB from ANT to RX and has 25 dB of TX/RX isolation and RX1/RX2 isolation.

The AFEM-S257 WiMAX coexistence FEM is available in a 28-lead MCOB package and is priced at \$9.50 each in 10,000 piece quantities. Samples and production quantities are available now through

the Avago direct sales channel and via worldwide distribution partners.


---

## Avago anchors integrated switch and GaAs LNAs for base stations

The TD-SCDMA and TD-LTE compact fully-matched products replace three discrete devices to save PCB space, whilst delivering superior noise figures, linearity and power handling performance.

Avago Technologies, a supplier of analogue interface components for communications, industrial and consumer applications, is releasing a series of high-power switch low-noise amplifier (LNA) modules dedicated for use in front-end receiver designs of TD-SCDMA and TD-LTE base transceiver station (BTS) applications.

The new small-footprint ALM-12x24 modules replace existing three-piece discrete solutions, providing significant board space savings that is especially critical for BTS designs with 8 transceiver channels in a single radio card.



The fully-matched solutions also shorten design cycle time by eliminating the need for tuning with external matching circuitry. The modules deliver best-in-class noise performance, high-gain and high linearity from a compact package.

The Avago ALM-12x24 LNA modules integrate a high-power 50W Single Pole, Double Throw (SPDT) switch, a first-stage LNA and a second-stage high-linearity amplifier in an 8-mm-by-8-mm package. Constructed with an Avago PIN diode, the SPDT switch prevents the LNA from damage by high-power signals potentially leaking over from the

transmit chain in conditions where the antenna is mismatched.

The LNA and high-linearity amplifier leverage the company's proprietary 0.25  $\mu\text{m}$  GaAs Enhancement-mode pHEMT process to achieve robust RF performance.

The wireless infrastructure industry must provide optimum coverage with the best signal quality in a crowded spectrum. Receiver sensitivity is the most critical requirement in a BTS receiver's design, and LNA selection greatly affects the receiver's performance. For front-end design architectures, low noise figure (NF) is a key design goal.

Another key design factor is linearity, which affects the receiver's ability to distinguish between wanted and spurious signals that are closely spaced. Output third-order intercept (OIP3) is used to specify linearity. The ALM-12124 module covers 1880-2025 MHz with 0.80 dB NF and 36.4 dBm OIP3 typical performance at 1900 MHz in receiver mode, while ALM-12224 module covers 2300-2400 MHz with 0.99 dB NF and 38.5 dBm OIP3 typical performance at 2400 MHz in receiver mode.

With 50 dB isolation between the first and second stage amplifiers, the ALM-12x24 enables external addition of an attenuator or RF filter without affecting the overall module performance. It has a high power handling capability of 47.5 dBm, low distortion silicon PIN diode technology long with a reliable MSL2a rating and lead-free package.

The ALM-12x24 switch LNA modules ship in a 24-pin MCOB package. The ALM-12124 and ALM-12224 modules are priced at \$8.58 each in 10,000 piece quantities. Samples and production quantities are available now through the Avago direct sales channel and via worldwide distribution partners.

---

## Mitsubishi Electric's GaN HEMT raises the bar for PAE

With a record PAE rating of 67%, the amplifier is designed for C-band satellites and wireless communication systems.

Mitsubishi Electric has developed a GaN HEMT power amplifier for C-band satellites featuring

what it claims is the world's highest power-added efficiency (PAE) rating, 67%.

This is an increase of more than seven points compared to conventional amplifiers. The amplifier is expected to lead to smaller and lighter transmitter devices to help microwave communication satellites save power.

The device has power-saving features to help make satellites more efficient and reliable.

The new amplifier's record PAE of 67% is enabled by the world's first harmonic tuning circuit placed in front of each GaN HEMT cell on the substrate. The PAE was improved by second harmonic impedance of GaN HEMT with highly accurate input control. The harmonic tuning circuit comprises a MIM capacitor and a spiral inductor.

The module has a high output power of 107W (50.3dBm) and is 17.4 x 24.0 x 4.3 mm weighing just 7.1g. It is an internally impedance-matched GaN HEMT amplifier.

As more satellites complete their operational lifespan, the demand is increasing for new microwave communication satellites with smaller, lighter and more efficient satellite transponders. Conventional transponder devices use travelling wave tube amplifiers (TWTAs) because solid-state power amplifiers with GaAs HEMTs, which lack sufficient output power and efficiency, require an additional amplifier to gain high output power. More efficient GaN HEMT amplifiers with high output power, high-field electron velocity and high-breakdown fields are expected to replace TWTAs in communication satellites.

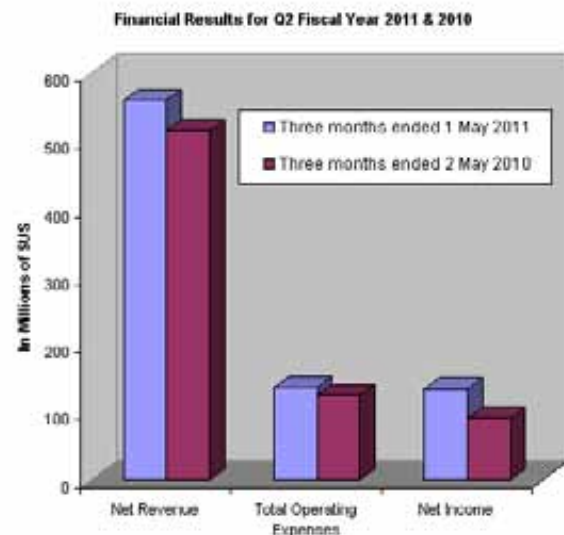
Going forward, Mitsubishi Electric intends to further enhance the efficiency and power performance of GaN HEMT amplifiers for satellites and wireless communication systems.

## Avago looking up with 50% net income increase

Over the last quarter, the firm has also increased its revenue by 9% to \$560 million compared to the same quarter last year.

Avago Technologies, a global supplier of analogue interface components for communications, industrial and consumer applications, has reported financial results for the second quarter of its fiscal year 2011, ended May 1, 2011.

The firm has also provided guidance for the third quarter of its fiscal year 2011.



Net revenue was \$560 million, an increase of 2% compared with the previous quarter, and up 9% from the same quarter last year.

On a GAAP basis, gross margin was \$275 million, or 49.1% of net revenue. This compares with gross margin of \$233 million, or 45.2% of net revenue in the same quarter last year.

Operating expenses were \$137 million. This compares with \$125 million in the same quarter the previous year.

Income from operations was \$138 million, compared to \$108 million in the same quarter last year.

Second quarter net income was \$135 million, or \$0.54 per diluted share. This compares with net income of \$90 million, or \$0.37 per diluted share in the same quarter last year.

The Company's cash and cash equivalents balance at the end of the second quarter was \$596 million, compared to \$363 million at the end of the prior quarter. The increase over the previous quarter is primarily due to cash provided by operating

activities of \$251 million.

In addition, on March 30, 2011 the Company paid an interim cash dividend of 8 cents (\$0.08) per ordinary share, totalling approximately \$20 million.

The percentages of net revenues by target markets compared to the same quarter last year have hardly altered; the only difference was that wireless communications revenues increased by 1% at the expense of the wired infrastructure market.



## Former senior Verizon executive joins Infinera board

Telecom industry veteran, Mark A. Wegleitner previously worked at Bell Atlantic, Bell Laboratories and AT&T. His career in telecommunications spans more than 38 years.

Infinera has appointed Mark A. Wegleitner to its board of directors. Wegleitner brings deep experience in telecommunications technology to Infinera's board of directors.

Wegleitner was most recently Senior Vice President of Technology at Verizon Communications until his retirement in July 2010. At Verizon, his responsibilities included technology assessment, network architecture, platform development and laboratory evaluation for wireline and wireless communications networks.

From 2000 to 2007, Wegleitner was CTO of Verizon Communications, responsible for wireline networks. Prior to this, he held a series of positions at Bell Atlantic, Bell Laboratories and AT&T. His career in telecommunications spans more than 38 years.

Wegleitner received a B.A. in mathematics from St. John's University, and an M.S. in electrical engineering and computer science from the

University of California at Berkeley.

"I'm pleased to join Infinera's board of directors," said Wegleitner. "Infinera's innovative technology has already had a major impact on the telecom market, and I believe it is still in the early stages of its development as a force in the global industry."

"We're very pleased to welcome Mark to our board," said Infinera CEO Tom Fallon. "With his years of experience at one of the world's leading carriers, he will bring valuable insights and perspective to Infinera."

## Infinera PICs handle 2 terabits of network traffic

On the busy Paris-Lyon driving route, Infinera's PICs, which incorporate InP, offer a large capacity and rapid response for data transmission.

Infinera customers are carrying more than 2 Terabits/second of live revenue-generating network traffic between Paris and Lyon for multiple customers today.

This, the firm says, demonstrates the scalability and reliability of Infinera solutions for carrying large and fast-growing volumes of traffic.

The 450 km route between Paris and Lyon is one of the busiest in Europe, standing at the crossroads between northern and southern Europe, between western Europe and eastern Europe, between traffic from Africa and the Middle East, and traffic from North American which reaches Europe via coastal ports on the English Channel.

Pan-European carrier Interoute and French operator Covage are among the service providers using Infinera networks to deliver services on this route.

Infinera network solutions are specifically designed to carry traffic in the hundreds of Gigabits and Terabit range due to the built-in scalability of the Infinera DTN system. Infinera's photonic integrated circuits (PICs) integrate more than 60 optical components onto a pair of chips, thus enabling 100Gb/s of pre-provisioned capacity on every line card today, with plans to introduce PICs with

500Gb/s of pre-provisioned capacity on Infinera's next-generation systems available next year.

Infinera's 100Gb/s PICs have demonstrated outstanding reliability in live networks, recording more than six years of field operation with no PIC failures. In addition, Infinera's Just-in-TAM guarantee ensures customers of receiving new client service modules within ten days of order, while the Infinera Management Suite enables on-demand, point-and-click turn-up of new revenue opportunity.

According to data from leading Internet exchanges in Europe, internet traffic in Europe continues to grow at double-digit rates, driven by increasing investment in network capacity in the emerging nations of Asia, Africa and the Middle East, and the increasingly pervasive use of network devices, landline-based and mobile, and the growth of applications like cloud computing and video.

Pan-European operator Interoute has built a large and growing business, meeting customer needs for network capacity across Europe using the speed and simplicity of the Infinera network. Interoute is active in 29 countries it connects with its 60,000-lit fibre-kilometre network.

"Our Infinera network is critical in helping us deliver services to customers when and where they need it very quickly and responsively. The Paris-Lyon route is one of many where we offer very large capacity and so are positioned to meet customer requests very quickly," said Matthew Finnie, Interoute's CTO.

Infinera networks also support domestic French service providers. French operator Covage has built a green field long-haul network serving 15 major cities in France with an Infinera network. Covage offers services to service providers and enterprises, with key competitive advantages including the ability to deploy services quickly, and a postage-stamp pricing model which presents customers with a simple-to-understand pricing model and the same prices for a connection whether it is 10km or 1000km.

Covage also uses this Infinera network to support its 15 local broadband networks which are delivering broadband services to French regions. "Our Infinera network has helped us launch a successful business in France, carrying large

volumes of corporate and Internet traffic, and also helped us deliver services to broadband customers," said Vincent Couarrazze, Director of Covage Networks.

Infinera's next-generation systems are expected to raise the bar further, offering advanced features and functionality, as well as capacity up to 25 Terabits/second. Infinera's Bandwidth Virtualisation architecture enables the flexible deployment of PIC-based network capacity to carry any available service between any points on the network without the optical impairments or constraints typical of all-optical ROADMs.

"Customers today rely on Infinera when they have large volumes of traffic on busy routes because the Infinera solution is uniquely scalable and reliable, due to the innovation of large-scale PIC technology," said Infinera Executive Vice President and Chief Strategy Officer Dave Welch. "We intend to enhance these benefits even further as we roll out our new products over the next twelve months."

## Berlin to host compound semiconductor conference

Organised by the Fraunhofer Institute and the VDE Association for Electrical Technologies, Electronic & Information Technologies, the conference will address the future of compound semiconductors in micro electronics and optoelectronics.

On May 23, 2011, Andre Geim, the 2010 winner of the Nobel Prize in Physics, opened the 2011 Compound Semiconductor Week with a plenary lecture on graphene.

Here, some 450 scientists and industry representatives will discuss current research findings in the field of compound semiconductors. An example of one of the key topics of the event is how to improve energy efficiency while increasing data rates in communications systems – often referred to as "Green IT".

The conference took place in Berlin from May 22 to 26. The conference is organised by the Fraunhofer Heinrich Hertz Institute HHI, the Fraunhofer Institute for Applied Solid State Physics IAF, and the VDE Association for Electrical Technologies, Electronic &

Information Technologies.

“CSW is the most important international conference for the entire spectrum of compound semiconductors. Here, participants will get an overview of what will become possible in micro electronics and optoelectronics,” Oliver Ambacher, ISCS 2011 Conference Chair and head of the Fraunhofer IAF, said.

While silicon is still the most important semiconductor material, today no mobile phone, PC or car would work without additional components used in compound semiconductor technology. Compound semiconductor, in contrast to the elemental semiconductor – like silicon -, consists of at least two different types of atoms.

Compound semiconductors are used for light generation with LEDs, photonics and communications engineering, as well as for maximum frequency electronics and power electronics. Since 2010, the CSW has combined the two most important conferences on compound semiconductors – the “International Symposium on Compound Semiconductors (ISCS)” and the “International Conference on Indium Phosphide and Related Materials (IPRM)”.

“Berlin is the ideal location for hosting the CSW thanks to its broad-based research activities in this field,” said Norbert Grote, Chairman of this year’s IPRM and head of department at the Fraunhofer HHI. “Some 450 scientists from all over the world will come to Berlin to exchange their knowledge. This gives us the opportunity to further strengthen the location and to promote these issues.”

Fraunhofer HHI and Fraunhofer IAF are both leading research institutes in the field of compound semiconductors. In Berlin, it is not only institutes and universities such as the Fraunhofer HHI, the Ferdinand Braun Institute, the Paul Drude Institut für Festkörperelektronik, the Institut für Kristallzüchtung, Humboldt- und Technische Universität, as well as the Helmholtz Zentrum, which are active in this field, but also companies like the u2t Photonics AG, a spin-off from Fraunhofer HHI. “When making a phone-call in the US, your chances of the optical components involved having been made in Berlin are pretty good,” said Norbert Grote.

## Skyworks reveals family of modulators for broadband

The firm’s latest quadrature modulators support growing network capacity needs as mobile data traffic increases.

Skyworks Solutions, an innovator of high reliability analogue and mixed signal semiconductors, has introduced three wideband quadrature modulators for cellular infrastructure and high performance radio link applications.

Skyworks’ modulators are the latest additions to its wireless infrastructure portfolio and designed to support the world’s leading 3G and 4G base station providers.



QFN 4 x 4 mm

These new, fixed gain quadrature modulators deliver excellent phase accuracy and amplitude balance enabling high performance for a variety of multi-carrier communication systems. In addition, Skyworks’ new modulators have greater than 500 MHz 3dB modulation bandwidth, a low noise floor, and a wide operating frequency range that support multiband designs and network requirements.

According to a recent In-Stat Mobile Internet Group research report, infrastructure expenditures by mobile operators will need to scale up by more than 40 % in the coming years to meet fast approaching network demand. As a result, mobile operators will not only need to install new base stations, routers and backhaul network equipment, but will need to upgrade and expand existing infrastructure to avoid network traffic jams and preserve their highly profitable data service revenue, all of which will require increased analogue and mixed signal content.

“With the addition of these new modulators, Skyworks continues to capitalise on the network infrastructure side of the mobile Internet phenomenon,” said Liam K. Griffin, Skyworks’ executive vice president and general manager of high performance analogue. “Skyworks is pleased to offer our customers a multitude of high performance, cost effective solutions as they build out their networks to support the staggering increase in mobile data traffic.”

The SKY73077 (for 1500 to 2700 MHz), the SKY73078 (for 500 to 1500 MHz), and the SKY73092 (for 400 to 6000 MHz), quadrature modulators contain high linearity, excellent I/Q phase accuracy and amplitude balance - making the devices ideal for use in high performance communication systems. The modulators accept two differential baseband inputs and a single-ended local oscillator, and generate a single-ended RF output.

Skyworks’ new quadrature modulators are available now.

---

## Infinera to present innovations at Light Reading conference

The InP PIC developer will discuss the digital optical networks evolution during two presentations.

Infinera will discuss important aspects of the evolution of Digital Optical Networks in two talks at Light Reading’s Packet-Optical Transport Evolution Conference on Wednesday, May 18th, in New York.

Infinera Co-Founder and Chief Technology Officer Drew Perkins will discuss the evolution of Infinera’s architecture to offer packet functionality as part of Infinera’s integrated DWDM and OTN switching capabilities.

To address ever-growing bandwidth demand, successful next-generation networks will integrate packet, OTN switching and optical transport capabilities to deliver new network economics resulting from increased efficiency, scalability, reliability, and intelligence. Mr. Perkins will speak at a panel entitled “OTN & the Future of Packet-

Optical Transport.”

Infinera’s Director of Solutions Marketing, Vinay Rathore, will present on the Digital ROADM in the panel on “Next Generation ROADM Architectures.” Many of the features analogue ROADMs are striving to add today, such as colourless, directionless, and contentionless operation, are already implemented in the Digital ROADM and Rathore will discuss the features and future capabilities of Digital ROADMs.

The Light Reading Packet Optical Transport Evolution conference takes place at the Marriott Marquis hotel in Times Square, New York. Infinera will have a display at table # 13 and Infinera experts will be on hand to provide detailed information on Infinera technology and the Infinera product portfolio.

---

## \$10M partnership to commercialise ‘green’ computer chips

The collaboration will integrate optics and electronics to develop innovative “green” technology to enable faster computer chips that use significantly less power and result in the creation of 20 high-tech jobs.

APIC Corporation, a Los Angeles-based pioneer of photonics technology integrated with electronics, and the College of Nanoscale Science and Engineering (CNSE) of the University at Albany have formed a \$10 million partnership.

The organisations intend to jointly develop and commercialise innovative “green” technology to enable faster computer chips that use significantly less power.

The collaboration, which integrates APIC’s expertise in photonics systems and devices with CNSE’s nanoelectronics resources, will result in creation of at least 20 high-tech jobs over the next 18 months, the majority at CNSE’s Albany NanoTech Complex.

The APIC-CNSE partnership targets development and delivery of a new generation of modules and systems that utilise photonic integrated circuits

(PIC), which combine optical communications with silicon-based CMOS technologies. As ongoing scaling continues to shrink the bandwidth of metal wiring used to connect CMOS circuits, severely limiting speed and functionality for advanced processors and multi-core systems, optical communication, which uses light to transmit information, is seen as a serious contender to break this communications bottleneck.

These PIC systems will be particularly useful in addressing the 21st century explosion in bandwidth and computing power needs including advanced data centres, cutting-edge medical research, secure financial transactions and next-generation gaming capabilities, increasing speed by up to 60 %, while reducing power consumption by as much as 90 %.

New York State Assembly Speaker Sheldon Silver said, "The agreement reached by the APIC Corporation and UAlbany's College of Nanoscale Science and Engineering is great news for the Capital Region and further attests to the effectiveness of our public/private economic development model. This is how we will create jobs, spin-off business opportunities, spur technological advancement, and rebuild our state economy in this new millennium. I commend the APIC Corporation for its wise decision and I am confident that with the leadership of Dr. Alain Kaloyeros, Albany Nano will remain 'the place to be' for cutting-edge nanotech R&D and commercialisation."

Raj Dutt, Chairman of the Board and CEO of APIC Corporation, said, "APIC Corporation and its commercial arm PhotonIC Corp. is very excited about our partnership with the College of Nanoscale Science and Engineering, a world-class education, research, development and technology resource. Combining the unparalleled capabilities of CNSE with APIC's leading-edge photonics technology will enable advanced photonics integration with electronics and accelerate its introduction into the commercial marketplace. Budgeted at \$10 million over the next 18 months, this joint program will expand both CNSE's and APIC's technical workforce in Albany, NY and Culver City, CA, and pave the way for further collaboration in the future."

CNSE Senior Vice President and Chief Executive Officer Alain E. Kaloyeros said, "The UAlbany NanoCollege is delighted to launch this partnership with APIC Corporation, which further builds on

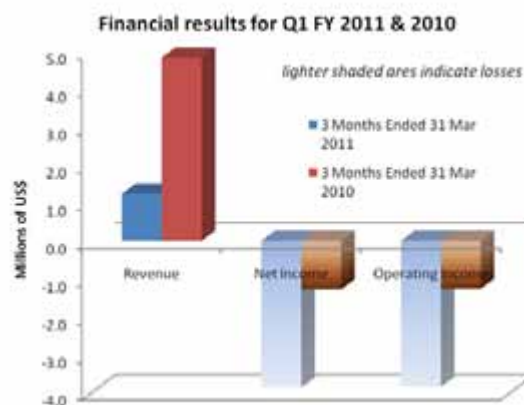
the vision, support and investment of Speaker Sheldon Silver and the New York State Assembly in establishing the NanoCollege and New York State as global hubs for nanotechnology innovation, education, and economic development and growth. This collaboration will enable APIC, a recognized leader in next-generation photonics technologies, to break new ground in the development of innovative photonics integrated circuits, and put CNSE at the leading edge of systems and interconnect research, development and commercialization, while enhancing the state-of-the-art capabilities at CNSE's Albany NanoTech Complex."

The partnership between APIC and CNSE also includes the potential for further R&D initiatives in the future, which may involve the location of additional APIC employees at CNSE's Albany NanoTech Complex.

## Endwave revenues tumble by 74%

The firm has again reported income and operating losses which have tripled over the same quarter last year. It says the fall-off in legacy module product sales that began in 2010 continues to hamper its results.

Endwave Corporation, a provider of high-frequency RF solutions and semiconductor products for the telecommunications, satellite communications, electronic instruments and defence and security markets, has reported financial results for its first quarter, ended on March 31, 2011.



Revenues for the first quarter of 2011 were \$1.2



million. This compares with revenues of \$4.1 million in the prior quarter and \$4.8 million in the first quarter of fiscal 2010.

GAAP net loss for Q1 2011 was \$3.9 million, or \$0.39 per share. This compares with a net loss of \$2.0 million, or \$0.20 per share, in the prior quarter, and a net loss of \$1.3 million, or \$0.13 per share, in the first quarter of fiscal 2010.

Cash, cash equivalents and investments as of March 31, 2011 were \$21.2 million, compared with \$23.5 million as of December 31, 2010.

“As anticipated, 2011 began as a challenging year for the company,” said John Mikulsky, Endwave’s President and Chief Executive Officer. “The fall-off in legacy module product sales that began in 2010 continues to hamper our results.”

“We believe, however, that 2011 will be a seminal year for our stockholders as a result of the pending merger transaction with GigOptix,” continued Mikulsky. “The transaction remains on schedule to close in the second quarter of 2011. Upon the close and in the years ahead, we look forward to working with the combined company as it pursues a leadership position as a high-speed, high-frequency supplier for optical and wireless communications.”

On February 7, 2011, GigOptix, announced that it signed a definitive merger agreement to acquire Endwave. The SEC has now declared effective the S-4 registration statement relating to the proposed merger transaction. Endwave stockholders must now approve the transaction in a special shareholder meeting that is scheduled for June 17. Details will be sent to those stockholders eligible to vote as of the May 12 record date.

## Finisar investor files lawsuit over federal violations

The investigation, on behalf of current long term investors in common stock of Finisar, is concerned whether certain former and current Finisar employees can be held liable in connection with the alleged Securities Laws violations.

The Shareholders Foundation has announced that it is conducting an investigation for current long term investors in Finisar Corporation (Finisar), over possible breaches of fiduciary duties.

The complaint filed in the United States District Court for the Northern District of California says that the plaintiff, an investor in Finisar alleges on behalf of purchasers of Finisar common stock (NASDAQ: FNSR) during the period between December 2, 2010 and March 8, 2011, that the company violated the Securities Exchange Act of 1934. The company allegedly issued materially false and misleading statements regarding its business and financial results between December 2, 2010 and March 8, 2011.

Meanwhile an investigation on behalf of current long term investors of Finisar, including and in particular those who purchased (also) prior to December 2010 FNSR shares and presently continue to hold those shares was announced.

The investigation by a law firm on behalf of current long term investors in stock of Finisar is concerned whether certain current and/or former officers and members of Finisar board of directors and executive officers can be held liable in connection with the alleged Securities Laws violations in the lawsuit by investors who purchased FNSR stock between December 2, 2010 and March 8, 2011.

Finisar’s 12 month total revenue went from \$418.55million to \$629.88 from April 30, 2007 to April 30, 2010. Finisar was able to come out of a net loss of \$48.91million, reported on April 30, 2007, to a net income of \$14.13million reported on April 30, 2010.

Shares of Finisar (Public, NASDAQ:FNSR) traded during October 2010 were under \$20 per share.

On December 1, 2010 Finisar announced record

quarterly revenues and profitability for its second quarter ended October 31, 2010. Shares rose to almost \$30 per share. Then on December 20, 2010, Finisar announced public offering of common stock. Finisar shares continued to increase to \$43.22 on March 4, 2011.

On March 8, 2011, after the close of trading, Finisar announced its financial results for its third quarter ended January 30, 2011. Finisar said it had record revenues exceeding \$1.0billion annual run-rate.

However, Finisar also disclosed that it expected adjusted earnings in the range of approximately \$0.31 to \$0.35 per share for the three months ending April 30, 2011. According to analysts, on average, they had been looking for profits of about \$0.44 cents per share.

The company's revenue forecast for the fourth quarter of \$235 million to \$250 million fell short of Wall Street expectations for \$258.6 million, hence the investigation.

Finisar said in its March 8 announcement that it identified a slowdown in its business in China, a 10-day shutdown for Chinese New Year, and adjustments of inventory levels by some of its telecommunications customers as reasons for the shortfall.

Finisar shares plummeted from \$40.04 on March 8, 2011 to \$25 on March 9, 2011 and continued to decline to \$22.58 on March 15, 2011. Recently however, the company made an upturn with FNSR shares traded above \$25 per share.

---

## Finisar completes Ignis acquisition

Finisar has successfully completed the voluntary cash offer to acquire Ignis shares and plans to commence a mandatory cash offer.

Finisar Corporation has successfully completed its previously-announced voluntary public cash offer to acquire the outstanding shares of Ignis ASA, a Norwegian company whose shares are listed on the Oslo Stock Exchange, at a cash price of NOK 8 per share (approximately US \$1.46).

The offer was made pursuant to an offer document dated April 7, 2011. The offer period expired on May 6, 2011, and all conditions to the completion of the offer were satisfied. Settlement with the tendering Ignis shareholders will be completed within 14 days.

The offer was accepted by holders of approximately 37.9 million shares of Ignis, representing approximately 48.1% of the outstanding shares of Ignis. These shares, combined with the 25.7 million shares held by Finisar before the offer, will bring Finisar's total ownership to approximately 80.7% of the outstanding shares.

Under the Norwegian Securities Trading Act, Finisar's ownership of more than one-third of the voting shares of Ignis triggers the requirement for Finisar to make a mandatory unconditional offer for all remaining Ignis shares.

Finisar will proceed promptly with a mandatory offer for the remaining shares at a cash offer price of NOK 8 per share. An offer document setting forth the terms of Finisar's mandatory offer will be published and distributed to the remaining Ignis shareholders as soon as possible following review and approval by the Oslo Stock Exchange, which is expected to be obtained within approximately two weeks.

SEB Enskilda is acting as Finisar's financial advisor in the transaction and as the receiving agent for both the voluntary and mandatory offers, and DLA Piper is acting as Finisar's legal advisor in the transaction.

---

## Avago expands series of world's smallest RF amplifiers

The new positive gain slope LNA, wideband LNA, VGA and four directional detectors add to functionality of miniature chip scale package amplifiers

Avago Technologies, a supplier of analogue interface components for communications, industrial and consumer applications, has announced additions to one of the market's smallest series of RF amplifiers.



The new VMMK-3xxx amplifiers leverage Avago WaferCap chip scale packaging technology to offer an ultra-small footprint of 1.0 by 0.5 by 0.25 mm. The amplifiers bring a host of new functionality to the existing Avago VMMK-1xxx and VMMK-2xxx families, including a positive gain slope low-noise amplifier (LNA), a wideband LNA, a variable gain amplifier (VGA), and four directional detectors.

With miniature 0402 package dimensions and no wirebonds, the VMMK-3xxx amplifiers experience almost no signal loss and minimal parasitics. The devices take up 5 % of the volume and use only 10 % of the board area of solutions using a standard SOT-343 package. In some cases, the miniature amplifiers can effectively reduce PCB area by more than 50 %.

The compact size and fully-matched surface mount design are optimised for 500 MHz to 12 GHz frequencies, making the devices ideal for a variety of radio architectures and space-constrained applications. Requiring no special tooling for assembly, the LNAs have all I/Os routed to the backside of the device wafer through via-holes, resulting in RF transitions suffering almost no signal loss and minimal parasitics.

The VMMK-3xxx LNAs and VGA can be used in UWB, WLAN, WiMAX, generic IF amp and gain block applications, while the new detectors can be used in base stations, point-to-point radios and generic power control loop detectors, as well as for monitoring power amplifier output.

Avago says this is a significant improvement over conventional plastic packages where bond-wires exhibit substantial parasitics that limit the operating frequency. The miniature amplifier family provides high gain, a high third-order intercept point (IP3) for good linearity, low noise figure (NF) and integrated 50-ohm input and output matching networks to simplify system design.

The VMMK-3xxx family includes:

\* VMMK-3503: 0.5-18 GHz VGA – This broadband, wide-dynamic-range VGA features 12 dB maximum gain, 1.5 dB NF, 8 dBm IIP3 and 23 dB gain control range, and it consumes 300 mW.

\* VMMK-3603: 1-6 GHz Positive Gain Slope LNA – This high-gain, self-biasing LNA features 17 dB gain, 1.5 dB NF and good linearity of 25 dBm OIP3, and it consumes 180 mW. With its positive gain slope, the LNA enables flat overall system gain.

\* VMMK-3803: 3-11 GHz LNA – This high-gain, self-biasing LNA features 20 dB flat gain, 1.5 dB NF and good linearity of 0.5 dBm IIP3, and it consumes 60 mW.

\* VMMK-3113: 2-6 GHz Directional Detector – This detector features 0.25 dB insertion, greater than 45 dB dynamic range, low input and output return losses (< 20 dB) and 10 dB directivity. This detector requires 1.5V with 0.18 mA for DC biasing.

\* VMMK-3213: 6-18 GHz Directional Detector – This detector features 0.4 dB insertion, greater than 40 dB dynamic range, low input and output return losses (< 20 dB) and 15 dB directivity. This detector requires 1.5V with 0.18 mA for DC biasing.

\* VMMK-3313: 15-33 GHz Directional Detector – This detector features 0.5 dB insertion, greater than 37 dB dynamic range, low input and output return losses (< 20 dB) and 12 dB directivity. This detector requires 1.5 V with 0.18 mA for DC biasing.

\* VMMK-3413: 25-45 GHz Directional Detector – This detector features 0.8 dB insertion, greater than 35 dB dynamic range, low input and output return losses (< 20 dB) and 10 dB directivity. This detector requires 1.5 V with 0.18 mA for DC biasing.

U.S. Pricing and Availability


The VMMK-3xxx amplifiers are priced starting at \$2.00 each in 1,000 piece quantities. Samples and production quantities are available now through the Avago direct sales channel and via worldwide distribution partners.

## Renesas reveals optocoupler with integrated IGBT protection

The firm's latest module which features an AlGaAs light emitting source simplifies the development of more compact inverters for industrial equipment and solar power generation systems.

Renesas Electronics is marketing a new insulated gate bipolar transistors (IGBT) drive optocoupler module, the PS9402.

Featuring an integrated IGBT protection function, the module is suited to large-current switching applications requiring high voltage tolerance.



### ***Optocoupler with Integrated IGBT Protection Function, the "PS9402"***

The PS9402 optocoupler comprises an AlGaAs LED as the light emitting element, a photodetector IC, and an IGBT protection circuit. It is designed to drive IGBTs used in inverter devices for purposes such as motor control. The use of the new optocoupler facilitates the design of IGBT peripheral circuits and enables IGBT direct drive up to the 1,200 V and 100 A class. The compact 16-pin small outline package contributes to system compactness.

An optocoupler integrates in a single package, an LED on the input side, which converts an electric signal into light, and a light receiving element on the output side, which converts light into an electric signal. It is an optical coupling device that completely isolates the input and output sides electrically by using light for signal transfer.

Optocouplers are used in the inverter circuits of industrial equipment and in electric household appliances to protect the circuits between electronic devices and to shut out noise by electrically isolating the input and output blocks.

General-purpose inverters and inverters for solar power generation systems are a fundamental technology employed in recent years to reduce environmental impact by cutting carbon dioxide emissions and reducing power conversion loss to save energy. The market for these inverters is expected to continue to grow. The inverter circuit comprises a high-voltage circuit block incorporating power devices such as IGBTs or MOSFETs and a control circuit block employing components such as a microcontroller.

Optocouplers designed for use with IGBTs or MOSFETs are needed to electrically isolate the two circuit blocks. An IGBT drive coupler is typically used for the drive control of an IGBT, but a protection circuit is also needed to safeguard the IGBT. This has tended to complicate the overall system design.

The PS9402 optocoupler simplifies system design and contributes to greater compactness by integrating the protection circuit that previously had to be added as an external component.

When a short circuit occurs in the IGBT connected to the optocoupler, the collector-emitter voltage of the IGBT rises and may damage the device. The PS9402 has a function that detects a rise in collector-emitter voltage and turns off the IGBT. It also incorporates a soft turn-off function that suppresses the generation of noise when the IGBT is turned off. A fault signal is output to the microcontroller to indicate that an abnormal shut-off has occurred, and an auto-reset function performs recovery automatically once a specified time (minimum 5 microseconds) has elapsed after the fault was detected.

When the IGBT connected to the optocoupler turns off, current flow to the collector-gate capacitance (Miller current) can generate a gate voltage that causes a malfunction. The active Miller clamp circuit built into the PS9402 absorbs the Miller current, averting malfunctions by preventing the gate voltage from rising.

Renesas Electronics' exclusive BiCMOS process is employed for the light receiving IC, resulting in reduced parasitic or floating capacitance which are unwanted components generated by the internal physical structure of the chip.

It also has a shorter delay time (tPHL and tPLH  $\leq$  200 ns), and reduced circuit drive current consumption ( $I_{cc} \leq$  3 mA). These contribute to an increase in the precision of the inverter control circuit and reduced power consumption. They also enable greater system compactness because keeping circuit current levels low means a smaller power supply can be used for the system driven by the IGBTs.

Renesas Electronics positions the new PS9402 optocoupler as a product that can contribute to simplified development and greater compactness in inverter systems, for which the market is expected to continue to grow in future. The company plans to continue to develop new high-temperature and high-output product versions.

## EMEA market expected to turn around in 2011

The EMEA optical network hardware market is forecast to make an overall gain of about 7% in 2011 as a result of a spending recovery in Western Europe, access network deployments in the Middle East and strong growth in metro WDM equipment in Eastern and Central Europe.

Market research firm Infonetics Research today has excerpts from its Optical Network Hardware in EMEA: Europe, Middle East, and Africa report.

"The optical network hardware market in EMEA saw a strong rebound in late 2010 due to a year-end spending flurry, but it wasn't strong enough to turn around the decline for the year (down 11%). We forecast an overall gain of about 7% in EMEA in 2011, as a result of a spending recovery in Western Europe; access network deployments in the Middle East, particularly the Arabian peninsula and Israel; and strong growth in metro WDM equipment in Eastern and Central Europe as carriers shift from microwave to fibre-fed access for wireless backhaul," notes Andrew Schmitt, directing analyst for optical at Infonetics Research.

The report highlights that western Europe leads optical hardware equipment spending in EMEA, with 60% in 2010. The optical hardware market in Central and Eastern Europe is growing the fastest among the EMEA regions. Also, for the full 2010 year, Alcatel-Lucent leads the EMEA optical network hardware market, with about 1/3 of the market, followed closely by Huawei. EMEA represented 30% of worldwide telecom capital expenditures (CAPEX) in 2010, and 31% of worldwide optical equipment spending

Infonetics' Optical Network Hardware in EMEA report tracks SDH (synchronous digital hierarchy) and WDM (wave division multiplexing) optical hardware for metro and long haul networks sold by vendors in the EMEA region, including Western Europe, Central and Eastern Europe, the Middle East, and Africa. The service provides vendor market share, market size, and forecasts through 2015 by country and region.

Companies tracked in the report include ADVA, Alcatel-Lucent, BTI, Canoga Perkins, Ciena, Cisco, Cyan, ECI, Ekinops, Ericsson, Fujitsu, Hitachi, Huawei, Infinera, MRV, NEC, Nokia Siemens, Nortel, Sorrento, Sycamore, Tejas, Tellabs, Transmode, Turin, Tyco, Xtera, ZTE and others.

## Hittite targets the military market with 8 GHz synthesiser

The firm's latest module is suited to microwave point-to-point radios and radar applications.

Hittite Microwave Corporation, a supplier of complete MMIC based solutions for communication & military markets has introduced the HMC703LP4E, a DC to 8 GHz, very low noise fractional synthesizer ideal for driving Voltage Controlled Oscillators (VCOs) used in Microwave Point-to-Point Radios.



As Quadrature Amplitude Modulation in microwave radios moves to higher constellations, and signal bandwidths are tightening, excellent phase noise and spurious product performance is mandatory. The HMC703LP4E provides the ideal solution for the tough Error Vector Magnitude (EVM) and integrated phase noise specifications that these high data rate, frequency-efficient telecommunications systems require.

The HMC703LP4E features Frequency Shift Keying modulation as well as bi-phase modulation with data rates limited by the loop filter bandwidth (typically 100 kHz). It also features a built-in sweeper mode that supports external or automatic triggered sweeps. The phase coherent frequency sweep mode can be used in test instrumentation, Frequency Modulated Continuous Wave sensors and automotive radars. Depending on the chosen Phase Locked-Loop bandwidth the one or two-way frequency ramp may be continuous, or in steps.

The HMC703LP4E offers superb phase noise performance of -112 dBc/Hz at an offset of 50 kHz and a VCO frequency of 8 GHz in fractional mode. Its Floor Figure of Merit is -230 dBc/Hz in fractional mode; a performance that is typically 10 dB better than the performance of its closest competitor. When tested with the HMC508LP5E VCO, the jitter corresponding to double side-band phase noise integration from 100 Hz to 100 MHz offsets is 70.7 fs. This jitter would correspond to an EVM of 0.35% at 8 GHz and a Signal-to-Noise Ratio of 49 dB.

Fractional synthesisers that set the channel step size with the fractional modulus often suffer from channel spurs. The HMC703LP4E exact frequency mode achieves exact channel frequencies with zero channel spurs, while double buffering enables strobed frequency hopping. The HMC703LP4E maximum PFD frequency is 115 MHz (in integer mode), which permits wider loop bandwidth, improved phase noise performance and faster locking/switching time. Typical in-band integer boundary spur is -60 dBc.

The HMC703LP4E maintains foot print compatibility for the main functions with its predecessor the HMC700LP4E. The HMC703LP4E is housed in a 4 x 4 mm plastic leadless surface mount package and provides excellent temperature stability over the -40 °C to +85 °C temperature range. Samples and evaluation PC boards are available from stock and

can be ordered via the company's e-commerce site or via direct purchase order.

---

## **MDB awards Kopin with “Bright Lights Award”**

Kopin was one of the companies to receive a CLARUS Award for technology leadership and obtaining one of the highest number of granted patents.

MDB Capital Group, Wall Street's only IP Investment Bank, has announced the winners of its 2nd annual Bright Lights Innovation Awards held during the Bright Lights Conference at Le Parker Meridien Hotel in New York City on May 10-11, 2011.

Chosen from 40 of MDB Capital Group's “Best and Brightest” small-cap companies, the award-winning companies represent IP leaders based a number of variables including, patent applications, patent novelty, quality, and impact and other factors as identified by MDB Capital's PatentVest, a proprietary IP business intelligence platform.

Kopin Corporation was one of the companies to receive a CLARUS Award for technology leadership and achieved one of the highest Tech Scores and number of patent grants.

Bright Lights is one of the only conferences with an exclusive focus on companies possessing disruptive and market changing IP, providing institutional investors a venue to discover the largely unrecognized value of embedded IP.

Bright Lights is showcasing approximately 40 public companies ranking in the 90th percentile for their respective technology leadership from more than 1,500 small-cap companies with granted U.S. patents, as rated by PatentVest.

In addition to company presentations, IP industry thought-leaders are leading Bright Lights sessions, providing insightful analysis and discussions on innovation and IP monetisation topics during this invitation-only event.

Keynote speakers include:

David Kappos, *Under Secretary of Commerce for Intellectual Property and Director of the United States Patent and Trademark Office*

Paul Ryan, *CEO of Acacia Research, one of Wall Street's largest IP holders and licensing companies*

Marshall Phelps, *author, IP Hall of Fame member and former Corporate Vice President and Deputy General Counsel for Intellectual Property and Licensing at Microsoft*

John Cronin, *CEO & Founder of ipCapital Group, one of the foremost experts on IP development and licensing and former head of the IBM Patent Factory*

## Endwave's 24 GHz GaAs upconverter is multifunctioning

Based on GaAs pHEMT technology, the highly integrated MMICs are ideal for a wide range of applications, including in commercial and military transmitter systems.

Endwave Corporation, a provider of high-frequency RF devices and integrated subsystems, has added a pair of integrated frequency upconverters to its line of high-performance GaAs monolithic-microwave-integrated-circuit (MMIC) products.

The models EWU1509YF and EWU1809YF frequency upconverters operate over intermediate-frequency (IF) ranges of DC to 4 GHz and generate frequencies of 10.0 to 15.4 GHz and 17.0 to 24.0 GHz, respectively. Based on GaAs pseudomorphic HEMT technology, the highly integrated MMICs incorporate several frequency mixers, local oscillator (LO) amplifier or frequency doubler, and variable-gain RF amplifier circuitry. They are ideal for a wide range of applications, including in commercial and military transmitter systems.



The lower-frequency model EWU1509YF GaAs MMIC upconverter operates over an IF range of DC to 4 GHz with LO signals from 6.0 to 19.4 GHz at a nominal level of +2 dBm to produce RF outputs from 10.0 to 15.4 GHz. It achieves typical conversion gain of 16 dB and +19 dBm typical RF output power at 1-dB compression. RF output levels can be adjusted in level by means of a 27-dB RF gain-adjustment range.

The output third-order intercept point is typically +28 dBm at the maximum RF gain setting. Model EWU1509YF is designed for low-power applications, drawing typically only 380 mA current from a +4.5 VDC supply.

The higher-frequency model EWU1809YF GaAs MMIC upconverter accepts IF signals from DC to 4.5 GHz and LO signals from 8.5 to 12.0 GHz and nominally +2 dBm to produce RF output signals from 17.0 to 24.0 GHz with typical conversion gain of 5 dB. It generates +19 dBm typical RF output power at 1-dB compression, but allows this level to be adjusted by means of an integrated 18-dB RF gain adjustment range. The output third-order intercept point is typically +25 dBm at the maximum RF gain setting.

Both GaAs MMIC frequency upconverters feature integrated electrostatic-discharge protection bias circuitry per Human Body Model Class 1A requirements. The RoHS-compliant devices are housed in compact 5 x 5 mm, 32-lead, plastic-overmolded QFN surface-mount-technology packages and rated for operating temperatures from -55 to +85°C.

All devices are 100% DC and RF tested and visually inspected to IPC-A-610 requirements and further information about both products is available from Endwave's website.

## Opto industry is speeding up the data rate

GigOptix, Opnext, Oclaro, JDSU, Sumitomo Electric, Avago, Emcore and Finisar are manufacturing products at 40Gbps or higher.

To coincide with the Optical Fibre Communication Conference and Exposition (OFC) and the National Fibre Optic Engineers Conference (NFOEC), one of the largest optoelectronics trade shows, component manufacturers released and demonstrated a host of new products in March.

According to Strategy Analytics, this activity underscores the dramatic shift to higher data consumption. The recently published Strategy Analytics GaAs and Compound Semiconductor Technologies Service (GaAs) viewpoint, "Compound Semiconductor Industry Review March 2011: Optoelectronics, Materials and Equipment," captures March 2011 product, technology, contract and financial announcements for optoelectronic companies such as Aixtron, Kopin, Cree, Philips Lumileds, Fujitsu, Spire Corporation and XSunX.

"Consumer and business adoption of data-intensive applications is driving changes in the entire electronics industry," noted Eric Higham, Director of the Strategy Analytics GaAs and Compound Semiconductor Technologies Service. "The optical transport layer is the backbone of this increased demand. The industry is responding with higher data rate capacity."

Asif Anwar, a Director in the Strategy Analytics Strategic Technologies Practice, added, "We are seeing the majority of new optical networking products and components with data capability of at least 40Gbps per second, many at 100Gbps, providing faster processing."

## Anadigics unveils new line of PAs for SMPS devices

The new line of power amplifiers are optimised for use with SMPS, including DC/DC converters and envelope tracking. By pairing these 2 state mode power amplifiers with SMPS, designers are able to achieve industry-leading average current consumption.

Anadigics, a provider of RF and mixed signal semiconductor products, has introduced a new series of power amplifiers (PAs), leveraging the Company's third generation High-Efficiency-at-Low-Power (HELP) technology.

The new HELP3DC AWT663x series PAs are optimised for CDMA, WCDMA/HSPA, and LTE devices that include a switched-mode power supply (SMPS), DC/DC converter, or Envelope Tracking IC to control the PA supply voltage. In this kind of design, HELP3DC PAs provide the world-class average current consumption to help extend battery life in handsets, smart phones, tablets, netbooks, and notebooks.



"Anadigics continues to raise the bar for wireless power amplifier performance with the introduction of our new HELP3DC series, optimised for devices that include DC/DC converters in their RF power management strategy," said Bruce Webber, director of marketing for wireless RF products at Anadigics.



“This addition to our successful and industry-leading HELP product family provides RF designers with more options to achieve longer battery life, enabling mobile device users to experience the full potential of mobile broadband 3G and 4G services.”

SMPS and DC/DC converters allow handset designers to reduce the PA supply voltage, decreasing average current consumption under selected conditions. Anadigics' HELP3DC PAs have two power modes for high efficiency across both low and high RF power levels from a single mode control input. These PAs also provide exceptionally low quiescent currents of less than 8 mA at 3.4 V.

The HELP3DC PAs are also LTE, WCDMA, HSPA, HSPA+ and CDMA/EVDO compliant. Anadigics says they have the best-in-class linearity (ACLR1) at 3.4 V and 1.8V control logic. The modules are optimised for RF designs that vary the PA supply voltage to reduce current consumption.

Using a HELP3DC series PA in combination with an external DC/DC converter gives designers additional options to reduce battery current consumption in both high power and low power modes. Envelope tracking designs modulate the PA supply voltage to match the demands of the input RF signal. In Envelope Tracking designs, HELP3DC PAs can provide world-class performance and efficiency.

The highly integrated modules features an RF coupler, internal voltage regulation, integrated DC blocks on RF ports and come in 3 mm x 3 mm x 1 mm packages.

Anadigics HELP3DC Key Specifications:

Frequency Band	WCDMA Efficiency at 1.8 V	Minimum $V_{DD}$
1 UMTS Band 1 (1880 to 1980 MHz) TD-SCDMA (2010 to 2025 MHz)	40% @ +28.25 dBm 24% @ +17 dBm	HPM: 1.5V LPM: 0.5V
UMTS Band 2, CDMA BC 1, 14 (1850 to 1915 MHz)	40% @ +29 dBm 22% @ +17 dBm	HPM: 1.5V LPM: 0.5V
UMTS Bands 3, 4, 9 & 10 (1710 to 1785 MHz)	39% @ +28.25 dBm 22% @ +17 dBm	HPM: 1.5V LPM: 0.5V
UMTS Bands 5 & 6, CDMA BC 8,10 (815 to 885 MHz)	38% @ +28.5 dBm 22% @ +17 dBm	HPM: 1.5V LPM: 0.5V
UMTS Band 8 (880 to 915 MHz)	40% @ +28.5 dBm 22% @ +17 dBm	HPM: 1.5V LPM: 0.5V

Samples of Anadigics' HELP3DC PAs are available now and evaluation kits are available upon request.

## CS product development reflects market diversification

Strategy Analytics says some companies such as RFMD, Skyworks, Anadigics, Hittite, Analog Devices, Panasonic and NXP are expanding their product lines into defence and broadband.

Even while the handset portion of the compound semiconductor market remains the largest revenue producer, Strategy Analytics sees that leading device suppliers are diversifying their portfolios by developing additional products for infrastructure, broadband and military applications.

The recently published Strategy Analytics GaAs and Compound Semiconductor Technologies Service (GaAs) viewpoint, “Compound Semiconductor Industry Review March 2011: Microelectronics,” captures March 2011 product, financial, contract and technology announcements for microelectronic companies such as RFMD, Skyworks Solutions, Hittite Microwave, Anadigics, TriQuint Semiconductor Analogue Devices and NXP.

“The handset market continues to drive compound semiconductor volume, but rapid price erosion poses a challenge for suppliers,” noted Eric Higham, Director of the Strategy Analytics GaAs and Compound Semiconductor Technologies Service.

“The March product announcements show activity aimed at CATV, fibre, military and test and measurement markets, as companies try to capture higher margin opportunities.”

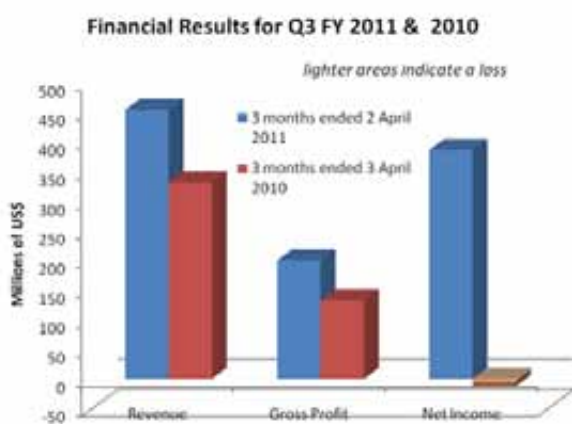
Asif Anwar, Director, Strategy Analytics Strategic Technologies Practice added, “Some companies are expanding product lines into defence and broadband, which uses new processes to diversify market penetration.”

This viewpoint summarises March 2011 financial, product, contract and employment developments from major GaAs and silicon suppliers, which addresses a variety of commercial and military applications that use GaAs, GaN, Silicon SiC, and complementary metal-oxide-semiconductor (CMOS) technologies.

## JDSU revenues jump by 26.8%

The company benefited this quarter from the strong mix of new products as the result of its collaborative innovations in optical communications and test and measurement businesses.

JDSU has reported results for its third fiscal quarter ended April 2, 2011.



On a GAAP basis, net revenue for the third fiscal quarter of 2011 was \$454.0 million and net income was \$38.6 million, or \$0.16 per share. This compares to net revenue of \$473.5 million and net income of \$23.6 million, or \$0.10 per share for the prior quarter. This represents a 26.8% increase over the same quarter last year where net revenue was \$332.3 million and net loss was \$(11.9) million, or \$(0.05) per share.

GAAP net income for the third fiscal quarter of 2011 included a tax benefit of \$34.9 million related to a release of deferred tax valuation allowance for a foreign jurisdiction. The Company determined during the quarter that it is more likely than not such deferred tax assets will be realised.

“In fiscal Q3 JDSU reported strong financial results with year over year operating income growth of nearly 150%, as our strategy to operate as a diversified technology company provides the ability to navigate fluctuations that may occur in any one business segment and continues to positively differentiate JDSU’s performance,” said Tom Waechter, JDSU’s President and Chief Executive Officer. “We benefited again this quarter from the

strong mix of new products as the result of our collaborative innovation initiative evidenced by market share gains in our optical communications and test and measurement businesses.”

### Business Outlook

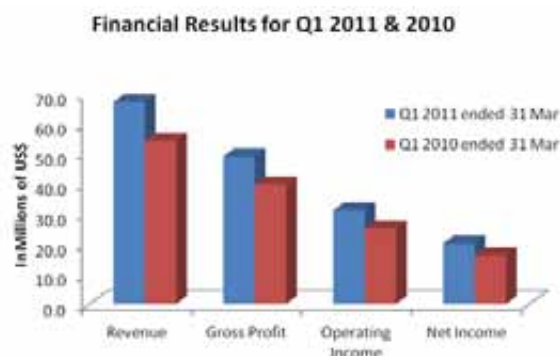
For the fourth quarter of fiscal 2011, ending July 2, 2011, the Company expects non-GAAP net revenue to be in the range of \$455 to \$475 million.

JDSU discussed these results and other related matters in a live webcast which is archived for replay on the company’s website at [www.jdsu.com/investors](http://www.jdsu.com/investors).

## Quarterly results are rosy for Hittite

With an increase in quarterly revenues, profits and incomes over the same quarter last year, Hittite has not suffered like other RF electronics and Telecoms manufacturers.

Hittite Microwave Corporation has reported revenue for the first quarter ended March 31, 2011 of \$67.2 million, representing an increase of 24.1% compared with \$54.2 million for the first quarter of 2010.



This is also an increase of 2.5% compared with \$65.6 million for the fourth quarter of 2010. Net income for the quarter was \$20.2 million, or \$0.66 per diluted share, an increase of 25.2% compared with \$16.1 million, or \$0.54 per diluted share, for the first quarter of 2010, and a decrease of 3.5% compared with \$20.9 million, or \$0.69 per diluted share, for the fourth quarter of 2010.

For the first quarter of 2011, revenue from customers in the United States was \$30.0 million, or 44.6% of the company's total revenue, and revenue from customers outside the United States was \$37.2 million, or 55.4% of total revenue.

Gross margin was 73.0% for the first quarter of 2011, compared with 73.4% for the first quarter of 2010 and 74.5% for the fourth quarter of 2010. Operating income for the first quarter was \$31.2 million, or 46.4% of revenue. Total cash and cash equivalents at March 31, 2011 was \$311.8 million, an increase of \$16.3 million for the quarter.

The company expects revenue for the second quarter ending June 30, 2011 to be in the range of \$67.5 million to \$69.5 million and net income to be in the range of \$19.8 million to \$20.6 million, or \$0.64 to \$0.67 per diluted share.

## Oclaro and JDSU must be patient

Revenue growth in the optical component industries may take some time according to the latest Bedford Report.

It is now the heart of earnings season and investors are feverishly following results from the Optical Components Industry. Shares of companies in the sector surged in the first three months of 2011 as analysts predicted strong growth.

However, over the last month valuations have slipped following weak outlooks from many industry heavyweights. The Bedford Report examines the Optical Components Industry and provides research reports on JDS Uniphase Corporation and Oclaro.

JDS Uniphase, who saw its share price surge more than 40 % in the first quarter, is a leading provider of communications test solutions and optical products to telecom carriers, cable operators, and network equipment manufacturers. Tom Waechter, JDSU's President and Chief Executive Officer, says this is an "exciting time" as the company's innovation engine and pipeline for new products is robust.

JDSU is set to report fiscal third quarter earnings after market close on Wednesday. For the third

quarter ended April 2, 2011, the Company expects non-GAAP net revenue to be in the range of \$440 to \$460 million.

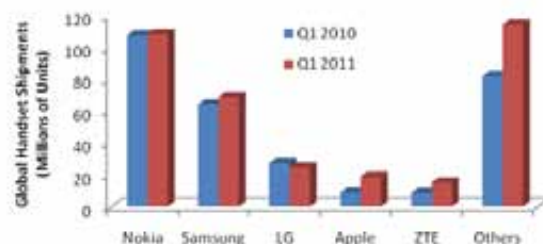
Last Thursday, Oclaro reported a fiscal third-quarter loss of 8 cents a share -- well below the profit of 6 cents a share analysts on average expected. Oclaro CEO Alain Couder says that he expects the slowdown to continue through the upcoming fiscal fourth quarter, but explains that planned new products "are expected to provide revenue growth and gross margin traction in the second half of the calendar year."

## Apple leapfrogs ZTE to 4th position in handset shipments

Strategy Analytics recent report says that some brands outperformed, such as Apple and ZTE, while others underperformed, such as LG and Nokia.

According to the latest research from Strategy Analytics, global handset shipments grew 17 % annually to reach 350 million units in the first quarter of 2011. Apple captured fourth place in global handset shipments, rising from sixth position a year earlier and overtaking rival ZTE.

Global Handset Shipments for Q1 2011 & 2010



Alex Spektor, Senior Analyst at Strategy Analytics, said, "Global handset shipments grew 17 % annually to reach 350 million units in Q1 2011. Apple was a star performer during the quarter, as it shipped a record 18.6 million handsets, captured fourth place in global shipments and overtook rival ZTE."

Neil Mawston, Director at Strategy Analytics, added, "It was a mixed quarter for the world's major handset vendors. Some brands outperformed, such

as Apple and ZTE, while others underperformed, such as LG and Nokia. LG lost ground due to sluggish feature phone volumes, while Nokia continued to struggle in 3G smartphones and the important United States market.”

Other findings from the research included in the report “Apple Overtakes ZTE for 4th Position in Global Handset Shipments in Q1 2011” include Samsung shipping 68.9 million handsets worldwide during the first quarter of 2011, rising a relatively sluggish 7% from 64.3 million units a year earlier. Its global handset marketshare has dipped from 22% to 20% over the past year, due to rising competition in 2G and 3G touchphone markets.

Also, global handset shipments grew 17% annually and reached 350 million units in Q1 2011, driven by surging smartphones in mature regions and popular multi-SIM models in emerging markets. This year will be the first year ever when every quarter will exceed 300 million units.

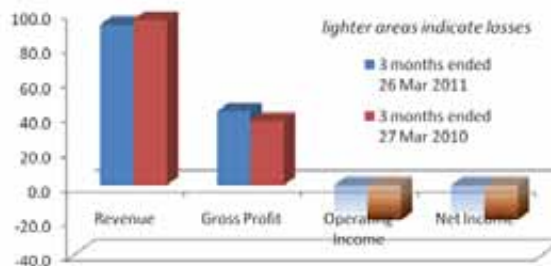


## Infinera incomes still in the red

Although revenues fell by only 3% over the same quarter last year, they also plummeted by 20% compared to the previous quarter.

Infinera Corporation, a provider of digital optical communications systems, has released financial results for the first quarter ended March 26, 2011.

Financial results for Q1 2011 & 2010



GAAP revenues for the first quarter of 2011 were \$92.9 million compared to \$117.1 million in the fourth quarter of 2010 and \$95.8 million in the first quarter of 2010. GAAP gross margins for the quarter were 46% compared to 49% in the fourth quarter of 2010 and 39% in the first quarter of 2010. GAAP net loss for the quarter was \$16.4 million, or \$(0.16) per share, compared to net loss of \$2.7 million, or \$(0.03) per share, in the fourth quarter of 2010 and net loss of \$20.0 million, or \$(0.21) per share, in the first quarter of 2010.

“Our first quarter results were achieved based on continuing demand for our product portfolio from our existing customers, which reflects continuing steady growth in end-user demand for bandwidth, but we saw slower new footprint activity in Q1 versus a year ago,” said Tom Fallon, president and chief executive officer.

“Customers continue to show strong interest in our Photonic Integrated Circuit technology and in the field trial demonstrations of the differentiated features of our upcoming new products—our 40G transmission solution with FlexCoherent technology and our next-generation 500Gb/s PIC solution, which will support 100G transmission applications,” he continued.

“It is also important to note that we are growing the number of customers who are buying a multi-product Infinera solution. This includes customers buying either a combination of long-haul and metro solutions or a combination of terrestrial and subsea solutions. At the end of Q1, we had 26 multi-platform customers out of a total of 86 customers worldwide. This is an important trend as these customers have made a more significant architectural commitment to Infinera.

“Finally, we continue to build additional features and

capabilities into our ATN metro platform, and in the second quarter we will add Ethernet aggregation functionality.”

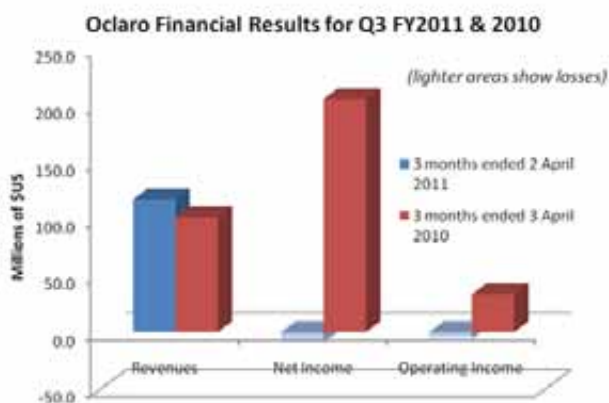
Infinera hosted a conference call for analysts and investors to discuss its first quarter results and second quarter outlook. An archived version will be available on the website for 90 days. The replay may be accessed by calling:

1-866-395-9177 (from the U.S. and Canada)  
1-203-369-0501 (from outside the U.S. and Canada)

## Oclaro incomes bomb in latest quarter

The firm has reported operating losses of \$6.2 million and net losses of \$9.4 million for its latest quarter ended 2 April 2011.

Oclaro, a provider of innovative optical communications and laser solutions, has announced the financial results for its third quarter of fiscal year 2011, which ended April 2, 2011.



“Oclaro has continued to invest in its new product pipeline while certain telecom customers have experienced a short-term inventory correction,” said Alain Couder, president and CEO of Oclaro.

“We expect the slowdown to continue through our upcoming fiscal fourth quarter. Our planned new products are expected to provide revenue growth and gross margin traction in the second half of the calendar year. We also remain confident in

the second half because of the continued strong demand for broadband in the core optical market, and the increasing reliance on optical functionality throughout the network.”

Revenues for Q3 FY 2011 were \$116.6 million for the third quarter of fiscal 2011, compared to \$120.3 million in the second quarter of fiscal 2011. GAAP gross margin was 25% for the third quarter of fiscal 2011, compared to 30% in the second quarter of fiscal 2011.

GAAP operating loss was \$6.2 million for the third quarter of fiscal 2011, compared to GAAP operating income of \$1.6 million in the second quarter of fiscal 2011.

Adjusted EBITDA was \$1.1 million for the third quarter of fiscal 2011, compared to \$10.1 million in the second quarter of fiscal 2011. GAAP net loss for the third quarter of fiscal 2011 was \$9.4 million, compared to net loss of \$0.2 million in the second quarter of fiscal 2011.

Cash, cash equivalents and restricted cash were \$75.7 million as of April 2, 2011 compared to \$78.1 million as of January 2, 2011.

For the fourth quarter of fiscal 2011, which ends July 2, 2011, Oclaro expects revenues in the range of \$105 million to \$115 million and adjusted EBITDA in the range of negative \$6.5 million to negative \$1.5 million.

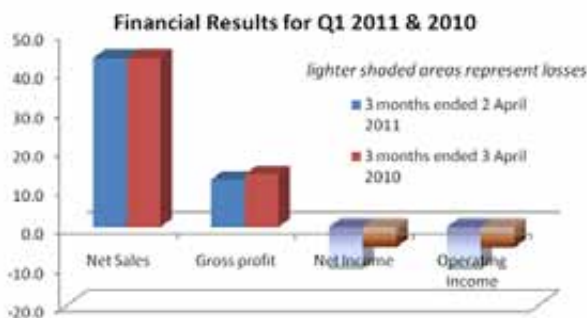
Oclaro held a conference call to discuss financial results for the third quarter of fiscal 2011. The replay may be accessed by dialling (858) 384-5517

The passcode for the replay is 4429507. A webcast of this call will also be available in the investors section of Oclaro’s website at [www.oclaro.com](http://www.oclaro.com).

## Anadigics revenues slide to \$43.5 million

While Broadband net sales in the next quarter are expected to increase sequentially by approximately 35%, it will not be sufficient to offset the decline in Wireless sales which are expected to sequentially decrease by 25 to 30%.

Anadigics, a provider of semiconductor solutions in the broadband wireless and wireline communications markets, reported first quarter 2011 net sales of \$43.5 million which were flat to the same year ago period and down 27.8% from the prior quarter.



GAAP net loss for the first quarter of 2011 was \$10.7 million, or (\$0.16) per share. As of April 2, 2011, cash, cash equivalents and short and long-term marketable securities totalled \$104 million.

### Outlook for the Second Quarter 2011

Shipments to our largest North American wireless customer will decrease during the second quarter resulting in an expected sequential decrease in Wireless net sales of approximately 25% to 30%. While Broadband net sales are expected to increase sequentially by approximately 35%, it will not be sufficient to offset the decline in Wireless sales.

As such, total Company net sales for the second quarter of 2011 are expected to decrease sequentially by approximately 15% - 19% to a range of \$35 - \$37 million from the first quarter revenue of \$43.5 million. Net loss on a GAAP basis for the second quarter is expected to be approximately (\$0.22) to (\$0.23) per share, which includes a restructuring charge of \$0.02 per share.

“The decrease in net sales at our largest customer is the result of programs reaching end of life and a loss in market share related to the customer’s change in chipset vendors that do not utilize our power amplifiers,” commented Ron Michels, President and Chief Executive Officer.

“We remain actively engaged with this large customer and its chipset vendors on next generation platforms. Additionally, we are proactively taking steps to align our cost base with revenues over the short-term, while prudently allocating resources to further expand our technology base and product offerings going forward. New product development will be a critical area of focus as we increase the breadth of our product portfolio and enhance our commitment to innovation and technology leadership. In fact, we are already heavily engaged with all of our customers and are actively pursuing several new opportunities across both Wireless and Broadband.”

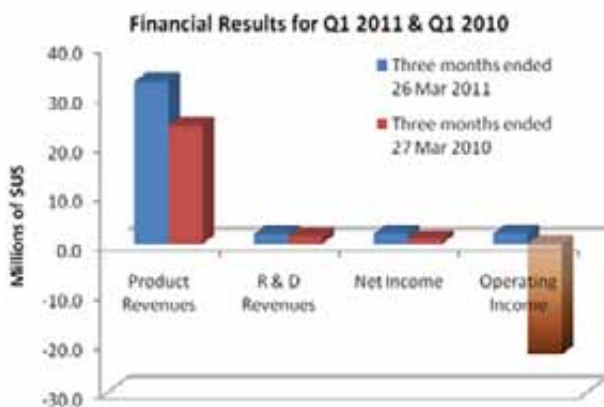
“While I am disappointed in our revenue guidance for the second quarter, I want to emphasise that our foundation for future success is still intact. We have an expanding technology pipeline and strong relationships with our current customers. Together our solid balance sheet, prudent cost reductions and investment in future products will enable us to reposition Anadigics as an industry leader. Despite the significant near-term challenges that we face, I am committed to returning our company to growth and profitability and becoming more effective at everything that we do.”

Anadigics’ senior management will conduct a conference call today at 8:30 AM Eastern Time. A live audio Webcast will be available at [www.anadigics.com/investors](http://www.anadigics.com/investors). A recording of the call will be available approximately two hours after the end of the call on the Anadigics Web site or by dialling 800-642-1687 using conference ID 60793547 (available until May 10, 2011).


## III-V revenues boost Kopin's financial results

Total revenues for Q1 2011 increased 37% to a record \$34.9 million much of it down to the booming smartphone market. Display revenues also grew 59% to \$17.3 million, primarily as a result of higher military display sales.

Kopin Corporation, a supplier of advanced semiconductor materials and microdisplays for mobile applications, has announced financial results for the three months ended March 26, 2011.



Total revenues for the first quarter of 2011 increased 37% to a record \$34.9 million, compared with \$25.4 million for the same period in 2010. III-V revenue increased 21% to \$17.6 million from \$14.5 million for the comparable quarter last year, reflecting stronger first quarter orders from the Company's integrated circuit partners. Display revenue grew 59% to \$17.3 million versus \$10.9 million in the first quarter of 2010, primarily as a result of higher military display sales.



Net income for the first quarter of 2011 was \$2.1 million, or \$0.03 per diluted share, compared with \$1.0 million, or \$0.02 per diluted share, for the 2010 first quarter. Included in the 2010 results of operations was approximately \$373,000 from the receipt of insurance proceeds and \$686,000 from

the sale of Micrel stock.

Gross margin for the first quarter of 2011 increased to 33.3% of product revenues from 26.5% of product revenues for the same period of 2010, reflecting an increase in sales of military displays and leveraging the III-V fixed costs over greater volume. R&D expense increased to \$6.4 million, or 18.3% of revenues in 2011, compared with \$4.3 million, or 16.9% of revenues in 2010, as a result of the Company's investments in the Golden-i product, III-V products for smartphones and the acquisition of Forth Dimension Displays (FDD).

"Kopin demonstrated strong results in the first quarter, driven by contributions from both our III-V and display products," said Kopin President and Chief Executive Officer John C.C. Fan. "Our earnings reflect our commitment to maintaining prudent expense management, while at the same time investing strategically in research and development and capacity expansion to execute our growth strategy."

"In early April we announced the availability to select customers of Golden-i Development Kits, our revolutionary wearable, voice-activated cloud computing product, which is being developed jointly with Motorola Solutions," Fan said. "The feedback from these customers will be reflected in the Golden-i products which are scheduled for general availability in 2012. Just as many compelling applications have been created for the iPhone and Android platforms, we see significant opportunities for developers to write applications for Golden-i."

### Business Outlook

"We are excited about the Company's growth prospects," Fan said. "We continue to expect III-V to grow at an annualised rate of 20-25% over the next several years, driven primarily by global smartphone demand. In our display business, as is the historic pattern, revenue from military applications fluctuates quarter to quarter but we expect strong military revenues in 2011 as we continue to supply the US Army's Thermal Weapons Sight program."

"Looking ahead, we are focused on our two main goals: extending the leadership position of our III-V products to take advantage of the expected growth in smartphones and tablets; and advancing

the development schedule for Golden-i toward a planned launch in 2012,” Fan continued. “We started 2011 on a very good note, with strong operating results and in excellent financial condition, with \$99 million of cash and no debt.”

Based on the current business environment and conversations with its customers, Kopin is affirming its full-year 2011 guidance for total revenues in the range of \$130 million to \$140 million.

In conjunction with its first-quarter 2011 financial results, Kopin hosted a teleconference call for investors and analysts. The call is available as an archived audio webcast on the “Investors” section of the Kopin website, [www.kopin.com](http://www.kopin.com).

---

## TowerJazz touts highest speed foundry SiGe technology

The 260GHz speed and low power consumption addresses the booming high-speed communications market fuelled by the explosion in video internet traffic.

TowerJazz, a specialty foundry leader, has unveiled what it claims to be the industry’s highest speed foundry SiGe technology, the SBC18H3.

The technology addresses next-generation needs for high-speed interfaces in communication protocols such as Thunderbolt, optical fibre, and high-data rate wireless by improving performance while reducing noise and power consumption of key building blocks. SBC18H3 also targets applications such as automotive collision avoidance systems, millimetre-wave radar and GHz imaging.

SBC18H3 is TowerJazz’s third generation 0.18 mm SiGe technology and offers transistors with 240GHz Ft and 260GHz Fmax in a cost-effective and analogue-friendly 0.18 mm node. The technology is built on the same mature integration platform used for the prior two TowerJazz SiGe processes now in high-volume production (SBC18H2 at 200GHz and SBC18HX at 155GHz).

IP of high-speed components such as TIAs, Laser

Drivers, SerDes, CDRs from H2 and HX can be readily ported to the new H3 process since they are all in the same 0.18 mm node, allowing them to benefit from improved performance as well as reduced power consumption and noise.

Power consumption is dramatically reduced with H3 where, for example, a 77GHz amplifier can be made to consume three times less DC power than was possible with older technology. At the same time, noise is improved to levels that far exceed those of prior SiGe technology and are superior to numbers typically reported for more expensive III-V material systems (minimum noise figure at 20GHz is measured at less than 1dB and at 40GHz at only 2dB). This can be important in many communication systems but particularly in wireless applications, improving sensitivity of GPS systems, for example.

SBC18H3 process design Kits (PDKs) include mm-wave components important for high speed designs such as a transmission-line toolbox, p-i-n diodes for RF switching, and support for small size MIM capacitors. TowerJazz offers a monthly MPW for quick and cost-effective prototyping of designs, and leading customers have already built initial SBC18H3 prototype designs through this MPW service.

“SBC18H3 extends our leadership position in providing the highest speed SiGe foundry services,” said Marco Racanelli, Senior Vice President and General Manager, RF and High Performance Analog Business Group. “The process extends the high-end of our overall portfolio of SiGe technology that currently spans from the 0.35 mm to the 0.13 mm node and is available in two of our 8-inch factories for flexibility of supply and capacity.”

---

## Handset semiconductor market revenues shoot up 15%

According to ABI Research’s “Mobile Device Semiconductors Market Data” report, 2010 saw the global handset semiconductor market achieve an estimated revenue jump of about 15% compared to 2009, on a shipment growth of 13%.



According to ABI Research practice director Peter Cooney, "Consistent demand for smartphones has become the major driver behind semiconductor market growth. In view of the return on investment (ROI) and the technological barriers to entry, many semiconductor vendors are contemplating merger and acquisition strategies to align their technologies for the future."

Between the end of 2008 and the end of 2009, smartphone shipments grew about 19%, while growth over the course of 2010 surged a further 71%. That rising smartphone demand resulted in a YoY revenue growth of 34% for application processors. Among connectivity chipsets, Wi-Fi grew 62% in the same period. The top ten application processor suppliers, including Qualcomm, TI, Samsung, Apple, and Marvell, together accounted for some 85% of all revenues for the segment in 2010.

Baseband processor revenue grew approximately 11% in 2010; the top four suppliers, Qualcomm, MediaTek, TI and ST-Ericsson together earned 82% of the total. Qualcomm led the global handset baseband market in CDMA and W-CDMA segments, while MediaTek took the top position in GSM/GPRS/EDGE and TD-SCDMA segments.

Competition in handset semiconductor markets has become more intense, leading to increased M&A activity. Intel completed its acquisition of Infineon's wireless solutions business in 1Q2011. Broadcom acquired Beceem in November 2010, marking a return to the leading edge of the processor technology market. In January 2011 Qualcomm announced its intention to acquire Atheros; and Samsung announced M&A plans at CES, a sign of what's to come in the aggressively competitive world of the mobile handset.

Cooney concludes, "The total revenue delivered by handset semiconductors is set to continue growing over the next five years, driven primarily by the growing numbers of ICs supporting multiple functions in the next generations of smartphones."

# RF Electronics

## M/A-COM Tech extends portfolio with high power GaN HEMTs

With its new gallium nitride transistors, the firm is targeting L- and S-Band pulsed radar applications.

M/A-COM Technology Solutions is introducing a new family of GaN RF Power transistors.

The announcement was made at MTT-S 2011, one of the largest RF & Microwave Product Exhibition in the industry. This new family of products targets L- and S-Band pulsed radar applications and leverages M/A-COM Tech's rich heritage of providing both standard and custom solutions.

M/A-COM Tech's GaN on Silicon Carbide (GaN-on-SiC) products, offered as transistors and pallets, utilise a 0.5  $\mu\text{m}$  HEMT process and exhibit attractive RF performance parameters with respect to power, gain, gain flatness, efficiency and ruggedness over wide-operating bandwidths. Featured benefits of M/A-COM Tech's GaN products include high breakdown voltage, superior power density, and higher and broader frequency operation than silicon.

A list of the new products is given below.

Part Number	Frequency
(MHz) Pout (W)	Pulse/Duty
MAGX-002731-030L00 3100 30 peak	2700 - 500 $\mu\text{s}$ / 10%
MAGX-002731-100L00 3100 100 peak	2700 - 500 $\mu\text{s}$ / 10%
MAGX-002731-180L00 3100 180 peak	2700 - 500 $\mu\text{s}$ / 10%
MAGX-003135-030L00 3500 30 peak	3100 - 500 $\mu\text{s}$ / 10%
MAGX-003135-180L00 3500 180 peak	3100 - 500 $\mu\text{s}$ / 10%

MAGX-000912-125L00 1215	125 peak	960 - 2ms / 10%
MAGX-000912-250L00 1215	250 peak	960 - 2ms / 10%
MAGX-001214-125L00 1400	125 peak	1200 - 2ms / 10%
MAGX-001214-250L00 1400	250 peak	1200 - 2ms / 10%
MAGX-001220-100L00 2000	100 peak	1200 - 500µs / 10%
MAGX-000035-030000 30 average	CW	1 - 3500
MAGX-000035-100000 100 average	CW	1 - 3500

“M/A-COM Tech leverages more than 30 years of experience in developing industry-leading high power transistors to deliver these top-quality GaN power devices,” stated Chuck Bland, Chief Executive Officer of M/A-COM Tech. “Our highly versatile family of GaN products offers customers a single solution combining both the high power handling and high-voltage operation typically found in silicon LDMOS devices, but with higher frequency performance more often associated with GaAs devices. Innovative solutions for demanding applications like these are what customers have come to expect from the First Name in Microwave—M/A-COM Tech.”

The latest ABI research shows increasing demand for high power, pulsed RF devices in S- and L-band air traffic control, marine, and military radar applications. “M/A-COM Technology Solutions’ silicon based products have been a major force for high power, pulsed RF applications in the S- and L-Band radar market, and the extension into GaN technology positions their product line for continued market leadership”, said Lance Wilson, Research Director, RF Components & Systems.

M/A-COM Tech plans to release additional products that target applications such as L-Band radar, avionics, EW, and MILCOM, as well as general purpose devices later this year.

Engineering samples for GaN transistors and pallets are available for qualified customers today from stock although the products are subject to the jurisdiction of the Export Administration Regulations.

## RFMD branches out with P2P radio chipsets

The highly integrated chipsets, which employ the firm’s 0.15µm gallium arsenide technology, optimise each front end component for next-generation high-capacity 3G/4G radios using complex modulation schemes.

RF Micro Devices, a designer and manufacturer of high-performance radio frequency components and compound semiconductor technologies, has expanded its product portfolio to include several point-to-point (P2P) radio chipsets targeting the growing cellular backhaul market.

The highly integrated radio chipsets combine multiple RF/microwave radio front end components and expand RFMD’s product portfolio to encompass all critical RF and IF functions in the P2P radio transceiver.

The P2P radio market is growing rapidly as the proliferation of smartphones and the increasing demand for mobile data are forcing cellular operators to expand capacity in cellular backhaul networks. RFMD’s highly integrated P2P radio chipsets help to satisfy operators’ capacity expansion requirements by optimising each front end component for next-generation high-capacity 3G/4G radios using complex modulation schemes.

The front end components deliver industry-leading narrowband performance, enabling the realization of state-of-the-art radio performance. Additionally, the broadband nature of the front end components enables radio designers to maximize design flexibility and simplify inventory bill-of-material control.

Jeff Shealy, general manager of RFMD’s Defence and Power business unit, said, “RFMD is rapidly expanding our product portfolio in support of the Point-to-Point microwave radio market. With the

launch of these highly integrated radio chipsets, RFMD enables our customers to develop high-reliability, next-generation Point-to-Point radio solutions while reducing design time requirements and lowering overall bill-of-material costs.”

Each new RFMD P2P radio chipset is available in a surface mount QFN package. The integrated up-converters include a LO amplifier (with integrated x2 multiplier where applicable), IQ mixer, VVA and driver amplifier in a single package. The integrated down-converters utilise 0.15µm GaAs technology to deliver industry-leading IIP3 and noise figure performance. Finally, the integrated MMIC VCOs exhibit industry-leading phase noise performance coupled with flat output power over the frequency tuning bandwidth. To complement the new radio chipsets, RFMD also offers a comprehensive portfolio of converters and gain blocks aimed at the IF section of the radio.

Samples and production quantities are available now through RFMD's online store at <http://www.rfmd.com/products> or through local RFMD sales channels.

---

## RFMD raises the bar with qualified 65 V GaN1 process

The 65V gallium nitride process succeeds the firm's GaN1 process for 48V and enables miniature, 0.5kW power devices with high operating efficiency for L- and S-Band military and civilian radar applications.

RF Micro Devices, a designer and manufacturer of high-performance radio frequency components and compound semiconductor technologies has qualified its GaN1 power semiconductor process technology for 65V operation.

The high reliability power semiconductor process technology supports RFMD's GaN-based power semiconductor product designs and is also available to foundry customers through RFMD's Foundry Services business unit.

Previously, RFMD's GaN1 power semiconductor process technology had been qualified for 48V operation. The increase in operating voltage from 48V to 65V enables miniature, 0.5kW power

devices with high operating efficiency for L- and S-Band military and civilian radar applications.

Bob Van Buskirk, president of RFMD's Multi-Market Products Group (MPG), said, "The qualification of our 65V GaN1 power process technology enables RFMD to target multiple higher voltage market opportunities across MPG's diversified markets while helping our foundry customers to design smaller periphery die for high power applications. RFMD continues to optimize our game-changing GaN process technology for both foundry customers and proprietary RFMD product designs, with particular emphasis on higher peak efficiency, lower power consumption and higher linearity."

RFMD's 48V GaN1 process technology is an established performance leader in the high power semiconductor industry, and RFMD's 65V GaN1 process technology moves the performance bar even higher. RFMD's 65V GaN1 process technology demonstrates a Mean-Time-to-Failure (MTTF) of 43 million hours with a channel temperature of 2000C at power densities of 10 W, a significant industry performance benchmark. The high reliability power semiconductor process is ideally suited for higher voltage operations in next generation military, radar, and public/defence mobile radio applications.

---

## Microsemi to exhibit advanced RF power semiconductors at IMS2011

The firm will showcase its expanded power transistor family and military-grade microwave amplifiers and subsystems from newly acquired AML Communications.

Microsemi Corporation will display its family of RF components and subsystems for radar systems, defence electronics and unmanned aerial vehicle (UAV) systems at the IEEE Microwave Theory & Techniques Society's International Microwave Symposium for 2011.

Microsemi will be showing its broad line of RF power transistors, including SiC UHF static induction transistor devices that offer high peak power for Class AB systems with a

300-microsecond pulse width, and a recently announced family of GaN-on-SiC that deliver maximum performance with superior power, gain, bandwidth, drain efficiency and reliability. The company's new GaN-on-SiC devices enable the development of next-generation radar systems operating in the 2.7 GHz to 3.5 GHz frequency band.

Microsemi also will be displaying products acquired from its recent purchase of AML Communications. The company designs and manufactures a wide range of microwave low-noise and power amplifiers for military and commercial platforms operating across the 1 MHz to 40 GHz frequency range. AML's products increase the scale of Microsemi's RF component and subsystem offering and add a number of complementary technologies to the company's RF solution portfolio.

---

## Microsemi expands S-Band RF portfolio with GaN-on-SiC devices

The firm's gallium nitride based products continue to advance power transistor technology to enable next-generation pulsed radar and other mission-critical systems.

Microsemi Corporation, has expanded its family of S-band RF power transistors to include devices that use advanced GaN-on-SiC process technology.

The company's latest high-pulsed power transistors deliver industry-leading peak power and power gain for radar systems operating in the 2.7 GHz to 3.5 GHz frequency band.

"This is a significant step in Microsemi's ongoing strategy to extend its product development and marketing initiatives to support the increasingly challenging requirements of next-generation air traffic control and other radar systems," said Charlie Leader, Microsemi vice president and general manager.

"By expanding our power transistor offering beyond traditional silicon material to use the latest compound semiconductor technologies, we take performance to the next level, create new markets

for our products, and demonstrate our continuing commitment to customers in the radar systems development business."

Microsemi has leveraged its industry-leading expertise in S-band RF power transistors to create a family of GaN-on-SiC solutions that are tailored to support the requirements of next-generation systems requiring higher power, better efficiency, and wider bandwidth than is possible using conventional silicon or SiC process technologies. For applications operating in frequency bands up to 20GHz, the wide bandgap material properties of GaN-on-SiC technology enable smaller systems with improved voltage, gain, broadband performance, drain efficiency, and long-term reliability.

Microsemi's new GaN-on-SiC power transistors complement the company's extensive family of Silicon BJT, RF MOSFET (VDMOS) and RF NPN power transistors, including SiC SIT devices that provide superior performance in high-power UHF Band pulsed radar applications operating at frequencies up to 450 MHz. Microsemi also uses GaN technology for a family of Enhancement Mode GaN field-effect transistors used in satellites and other military power conversion, point-of-load, and high speed switching applications.

These devices feature drain breakdown voltage well above 350 V, enabling them to operate with a drain bias of 60 V while delivering significantly higher reliability than devices manufactured using laterally diffused metal oxide semiconductor technology. The higher drain bias improves peak power output while yielding more user-friendly impedance levels and simplified circuit-matching requirements across the full system bandwidth. Microsemi's GaN-on-SiC devices also deliver more than 13dB of power gain and cover 400 MHz of bandwidth.

Microsemi's new power transistors also reduce system size. As an example, the company's 2729GN-270 transistor replaces a conventional three-stage Si BJT transistor amplifier consisting of a driver transistor plus one output pallet with two 150W transistors. This substantially reduces system size and complexity while improving system power and efficiency.

Microsemi has released two products for each of three frequency bands:

\* 2.7-2.9GHz Band for air traffic control applications (pulse format: 100  $\mu$ s, 10 % ; power gain: 13 ~ 14dB typical; efficiency of 55 to 60 %)

\* 2729GN-270 — 280 W power (typical)

\* 2729GN-150 — 160 W power (typical)

\* 2.7-3.1GHz Band for air traffic control applications (pulse format: 200  $\mu$ s, 10%; power gain: 12 ~13 dB typical; efficiency of 50 to 55 %)

\* 2731GN-200 — 220 W power (typical)

\* 2731GN-110 — 120 W power (typical)

\* 3.1-3.5GHz Band for airborne tracking applications (pulse format: 300  $\mu$ s, 10% ; power gain: 11 ~ 12 dB typical; efficiency of 45 to 50 %)

\* 3135GN-170 — 180 W power (typical)

\* 3135GN-100 — 115 W power (typical)

Sample units are available for evaluation now and additional information can be obtained by emailing GaN@Microsemi.com.

## TriQuint to demonstrate key milestones in gallium nitride development

Together with customers and various US Government agencies, TriQuint is working to define the future of RF, where it believes GaN will play a key role. The firm will be showcasing its products and technologies at IMS 2011 between June 5 and 10

TriQuint Semiconductor, an RF solutions supplier and technology innovator, has announced several milestones related to its industry leading GaN developments.

“These are exciting times in the GaN development cycle and TriQuint is pushing the envelope by demonstrating key achievements in the path to broad industry consumption. We have standard products available today and continue to enhance

the reliability, manufacturability and performance of our GaN process technology. We intend to set a high bar for what customers should expect of GaN technology, customer service and semiconductor material experience,” said Thomas Cordner, TriQuint Vice President.

Together with researchers from the University of Notre Dame, TriQuint put its GaN NEXT Process, which is being developed with funds from DARPA and not yet commercially available, through stringent performance tests. The results of the testing demonstrated performance twice that of recently-claimed ‘best’ performance by University of California Santa Barbara. The paper, entitled, “State-of-the-Art E/D GaN Technology Based on an InAlN/AlN/GaN Heterostructure” itemises  $f_t > 240$ GHz compared to the UCSB claim of  $f_t = 120$ GHz. The paper also details Enhancement / Depletion integration with record DC and RF performances.

TriQuint’s commercial GaN foundry offering is now available on 100mm wafers in Limited Release. This release is designed for well-qualified customers with available resources prior to becoming a Full Release process. The latter will include the full complement of associated models, tools and support traditionally offered to TriQuint customers.

The firm’s GaN process technology has also been certified as a Department of Defence Category 1A ‘Trusted Foundry’ ensuring customers that TriQuint’s GaN process meets stringent product control and secure handling standards during all stages of circuit fabrication. Accreditation also creates an avenue for increased high security monolithic microwave integrated circuit (MMIC) business.


TriQuint has released several standard products based on its GaN process including:

\* The T1G4005528-FS is an innovative discrete RF power transistor with exceptional performance from DC to 3.5 GHz. Ideal for narrow and wideband applications, the T1G4005528-FS is well suited for military and civilian radar, professional and military radio communications systems, test instrumentation, avionics and wideband or narrowband amplifiers.



\* The T1G6001528-Q3 is a packaged GaN discrete RF power transistor offering substantial wideband coverage, high PAE, gain, and more than 18 Watts of output power and greater than 50% efficiency across an exceptionally wide bandwidth (DC to 6 GHz.). This multifaceted device can be used in professional and military radio communication systems, jammers, military and civilian radar, test instrumentation, avionics and wideband or narrowband amplifiers.

\* The TGA2576 is a power amplifier that delivers 30W of saturated output power in the 2.5-6 GHz range and typically offers 30% PAE and 25dBm of small signal gain. The PA is well suited for counter-IED (C-IED) and other EW (electronic weapons) systems.



TriQuint is working on several ongoing research contracts with government agencies to further its development of GaN for broad commercial use.

These include the Defence Production Act Title III. Announced in November 2010 and granted by US Air Force Research Laboratory (AFRL), this \$17.5M, multi-year contract is designed to develop manufacturing that increases yield, lowers costs and improves time-to-market cycles for defence and commercial GaN integrated circuits.

The firm is also working on an Unmanned Aerial Vehicle (UAV) Contract. Awarded by the AFRL, this program will develop new GaN modules for UAVs that will extend the range and capabilities of drone aircraft that are used for reconnaissance missions over Afghanistan, Iraq and other regions.

The DARPA 'NEXT' program announced in October 2009 and awarded by Defence Advanced Research Projects Agency (DARPA) is a \$16.2M, multi-year contract funds the development of complex, high dynamic range circuits for future defense and aerospace applications.

This contract was recognised at the inaugural 2011 CS Europe Conference with a CS Europe Industry Award in the R&D category.

## Skyworks affirms above market growth outlook

The firm has reiterated strong guidance ahead of this week's investor meetings with the outlook excluding the recently announced acquisitions of SiGe and Advanced Analogic Technologies.

Skyworks Solutions, an innovator of high reliability analogue and mixed signal semiconductors enabling a broad range of end markets, has announced, ahead of a non-deal road show, it is affirming its outlook for above market growth. This excludes the firm's recently announced acquisitions.

In April 2011, Skyworks guided to approximately \$345 million in revenue with non-GAAP diluted earnings per share of \$0.46 for the current quarter. Furthermore, during the earnings conference call, the Company indicated it was on a path to approach a \$1.5 billion revenue run rate with \$2.00 in annualised non-GAAP diluted earnings per share in the September quarter. This growth outlook is being driven by the Company's broad customer base, diversification into new markets and increasing share gains.

"Skyworks' core business continues to outperform our addressed markets and we believe this will be clearly reflected in our performance and guidance," said Donald W. Palette, vice president and chief financial officer of Skyworks. "To be clear, our revenue and non-GAAP earnings outlook for both the June and September quarters is before we add the accretive SiGe and Advanced Analogic Technologies acquisitions."

## Skyworks to showcase new lower power LNAs for 1.5 to 3.0 GHz

The LNAs based on its proprietary gallium arsenide pHEMT based process provide cost competitive solutions for wireless applications.

Skyworks Solutions, an innovator of high reliability analogue and mixed signal semiconductors, has introduced the first in a series of ultra low current, general purpose low noise amplifiers (LNAs).

These are suited to for diverse wireless applications including satellite receiver set-top boxes, Bluetooth headsets, medically prescribed hearing aids, advanced meter reading devices and 2.4 GHz wireless local area networks. These high performance LNAs deliver enhanced receiver sensitivity and wide dynamic ranges facilitating improved signal reception, increased design flexibility and reduced part counts.

“Skyworks is delighted to be expanding our product portfolio with solutions that deliver better performance and are cost competitive for a wide range of markets,” said David Stasey, vice president of analogue components at Skyworks. “In addition, our new low noise amplifiers enable Skyworks to enter new markets – driving intense diversification beyond our proven front-end solutions for mobile devices.”

The miniature SKY67014-396LF is an advanced pHEMT enhancement mode process LNA with an integrated active bias and on-die stability structures. It enables simple external matching and stable performance over varied temperatures.

Skyworks' enhancement mode pHEMT process allows the device to offer excellent return loss (15 dB typical), stable gain (12 dB), low noise (<1 dB) and high linearity (+18 dBm OIP3) while drawing <6 ma of bias current. The SKY67014-396LF offers the designer the ability to externally adjust the supply current to further optimise the amplifier linearity performance for the chosen application. The supply voltage is applied to the RF-OUT/VDD pin through an RF choke inductor and through the VBIAS pin through an external resistor. The supply voltage is adjustable over a range of 1.5 to 5V. The LNA is

manufactured in a compact, 2 x 2 mm, 8-pin dual flat no-lead, restriction of hazardous substances compliant, surface mount technology package.

The device is the first in a series of high performance, low power LNAs targeting broadband wireless applications. Additional footprint compatible LNAs for the 100 – 700 MHz and 700 – 1500 MHz bands will be launched later this year.

## Avago unveils two new GaAs LNAs for RF and microwave applications

The new LNA series debuting at IMS 2011 use Avago's proprietary 0.25 µm gallium arsenide enhancement-mode pHEMT process to deliver low noise figures and high linearity.

Avago Technologies has expanded its high-performance portfolio of RF and microwave components for cellular infrastructure applications with two new series of low-noise amplifiers (LNAs).

The company unveiled the latest additions at the 2011 International Microwave Symposium. Featuring best-in-class noise performance and high linearity, the new MGA-63xP8 LNAs and ALM-11x36 fail-safe bypass LNA modules deliver improved receiver sensitivity for base transceiver stations (BTS) and tower mounted amplifiers (TMA) applications.

The MGA-63xP8 devices and ALM-11x36 modules expand the Avago market-leading LNA portfolio for BTS applications, which leverage the company's proprietary 0.25 µm GaAs Enhancement-mode pHEMT process to deliver low noise figure and high linearity.

As opposed to a broadband approach, Avago offers series of LNAs with each device optimised for superior end performance at specific frequency operation ranges. Both new LNA series exemplify this philosophy. Reflecting the portfolio's emphasis on integration, the ALM-11x36 modules can replace large discrete and surface-mount component counts in conventional designs, shortening design cycle time and providing board space savings.

“These two new LNA series, along with the other high-performance products we have introduced leading up to IMS 2011, demonstrate our commitment to extend our leading LNA portfolio for the wireless infrastructure market and raise the bar for noise figure and overall performance,” said James Wilson, senior director of marketing for wireless products at Avago. “We continue to work with our customers to develop highly-integrated solutions that streamline the design process and help them to keep up with continuously evolving cellular standards.”

In addition to LNAs, the broad range of solutions in the portfolio includes Film Bulk Acoustic Resonator (FBAR) filters, gain blocks, driver amplifiers, and WaferCap amplifiers and detectors, as well as modules that integrate multiple technologies.

The high-linearity MGA-63xP8 LNA series integrates active bias circuitry and a power down function, simplifying design by eliminating the need for external discrete components to perform the same functions. The series offers high-gain performance consistent across 700-2600 MHz, with the MGA-636P8 device operating from 450-1500MHz, while the MGA-637P8 and MGA-638P8 operate from 1500-2500 MHz and 2500-4000 MHz, respectively.

The series thus supports all major cellular bands for GSM, CDMA and UMTS, as well as the next-generation LTE bands. The LNAs are housed in a common footprint miniature package measuring 2.0 by 2.0 by 0.75 mm. With a shared pin-out and layout of external matching network, the LNAs provide a common PCB layout for customers when used at different frequencies, therefore simplifying design. The performance and features of the series make them ideal to be used as second or third stage LNAs for cellular BTS radio cards, TMAs, combiners, repeaters and remote or digital radio heads.

The ALM-11x36 LNA modules are equipped with a fail-safe bypass function, which is especially critical for TMA applications to enable the LNA bidirectional bypass path during the absence of DC power supply. Their superior bypass isolation eliminates the possibility of oscillation issues, and the modules also feature low bypass insertion loss and high input and output return loss.

All matching components are fully integrated within the modules and the 50  $\Omega$  RF input and output pins are already internally AC-coupled. This makes the modules easy to use, as the only external parts required are DC supply bypass capacitors.

The series delivers optimum performance across a wide range of bands, with the ALM-11036 module covering 776-870 MHz, the ALM-11136 module covering 870-915 MHz, the ALM-11236 module covering 1710-1850 MHz and the ALM-11336 module covering 1850-1980 MHz. All the modules share the same compact 7.0 by 10.0 by 1.5 mm package and pin out configuration and are thus ideal for common platform designs.

The wireless infrastructure industry must provide optimum coverage with the best signal quality in a crowded spectrum. Receiver sensitivity is the most critical requirement in a BTS receiver's design, and LNA selection greatly affects the receiver's performance. For front-end design architectures with a bypass path, low noise figure and bypass insertion loss are the key design goals. Another key design factor is linearity, which affects the receiver's ability to distinguish between wanted and spurious signals that are closely spaced. Input third-order intercept, IIP3, is used to specify linearity.

The MGA-63xP8 LNAs ship in a surface mount 8-lead QFN package, and are priced starting at \$2.69 each in 10,000 piece quantities.

The ALM-11x36 LNA modules ship in a 36-lead MCOB package. The ALM-11036 modules are priced at \$6.96 each in 10,000 piece quantities.

Samples and production quantities are available now through the Avago direct sales channel and via worldwide distribution partners.

---

## RFMD InGaP HBTs target narrowband MMIC VCO market

The 14 new narrowband indium gallium phosphide VCOs cover the 7.2 - 15.1 GHz frequency range and target the growing point-to-point radio market.

RF Micro Devices, a designer and manufacturer



of high-performance radio frequency components has expanded its multi-market product portfolio to include the RFVC1831 — RFVC1844 family of MMIC voltage controlled oscillators (VCOs).

The 14 new narrowband VCOs feature RFMD's InGaP HBT technology and are optimised for the point-to-point (P2P) radio market, with cellular backhaul the leading application. The VCOs are also suited for satellite communications, test & measurement, aerospace & defence, and other defence and commercial applications.

The P2P radio market is growing rapidly, as the proliferation of smartphones and the increasing demand for mobile data are forcing cellular operators to expand capacity in cellular backhaul networks. RFMD's new narrowband MMIC VCOs satisfy operators' capacity expansion requirements by delivering industry-leading phase noise performance and minimal power consumption. The VCOs also feature monolithic construction and exhibit superior performance related to temperature, shock, and vibration.

Jeff Shealy, general manager of RFMD's Defence and Power business unit, said, "RFMD's RFVC1831 through RFVC1844 MMIC VCOs complement our existing RFUV and RFRX product families of integrated up-converters and down-converters and extend our commitment to providing the industry's most comprehensive and most technically advanced product portfolio for point-to-point microwave radio applications."

The excellent phase noise performance of RFMD's RFVC1831 - RFVC1844 MMIC VCOs enables the development of next-generation high capacity radios using complex modulation schemes. The VCOs also feature a common footprint, providing radio designers extra flexibility in designing outdoor base station units covering discrete radio bands from 6GHz to 38GHz. Finally, the VCOs feature integrated dividers that can be disabled if not required in particular applications.

Samples and production quantities are available now through RFMD's online store at <http://www.rfmd.com/products> or through local RFMD sales channels. Populated evaluation boards are also available.

---


## NXP brings GaN-on-SiC technology to the masses

NXP to offer both LDMOS and gallium nitride solutions for high-efficiency RF Power applications.

At IMS2011 this week, NXP Semiconductors is showcasing a live demo of its next-generation products based on GaN-on-SiC technology.

The GaN demo includes a 50-W wideband amplifier, the CLF1G0530-50, covering 500 to 3000 MHz; 2.1-GHz and 2.7-GHz Doherty power amplifiers for base stations; and a 100-W amplifier, the CLF1G2535-100, covering 2.5 - 3.5 GHz.





NXP has developed its high-frequency, high-power GaN process technology in collaboration with United Monolithic Semiconductors and the Fraunhofer Institute for Applied Solid State Physics. The firm is now positioned as one of the largest semiconductor company to offer both LDMOS and GaN solutions.

NXP's GaN devices are manufactured on SiC substrates for enhanced RF and thermal performance. Target end-user applications include cellular communications, wideband amplifiers, ISM, PMR, radar, avionics, RF lighting, medical, CATV and digital transmitters for cellular and broadcast.

With its high power densities, GaN has the potential to expand into applications such as high power broadcast applications, where solid-state power amplifiers (PAs) built with vacuum tubes are still the norm. While most base station PAs today are limited to specific applications, this new GaN process technology supports a roadmap towards a "universal transmitter" that can be applied in multiple systems and frequencies, simplifying transmitter production and logistics, and allowing operators to switch between frequency bands to instantly meet demands in a base station's coverage area.

"As GaN continues to gain traction, the entry of major semiconductor companies such as NXP helps to validate GaN as a 'technology of choice' for RF power semiconductors, and will help to accelerate broader adoption," said ABI Research director Lance Wilson.

"We were overwhelmed by the extraordinarily

positive response to our GaN roadmap presentation at CS Europe earlier this year, from customers and partners, as well as other semiconductor companies – in large part due to the economies of scale we're able to bring to the equation. As we release new products based on GaN, we'll also be working with our partners to build a European supply chain that optimizes costs at every step in the value chain, and continue to offer our customers choice when it comes to selecting the best alternatives – LDMOS or GaN – for high-efficiency applications," commented John Croteau, senior vice president and general manager, high performance RF, NXP Semiconductors.

Engineering samples of NXP's first GaN PAs are available immediately and are expected to be available for volume production at the end of 2011.

## TriQuint introduces base station RFICs with unique integrated protections

The firm's experts will be showing new ways to lower power consumption and prevent network system ESD, RF over-drive & DC over-voltage failures at IMS 2011.

TriQuint Semiconductor, an RF solutions supplier and technology innovator, has released the first members in a new family of integrated RF products that lower power consumption while protecting mobile networks from disruption and service failures.

TriQuint's newest base transceiver station (BTS) network devices join 12 other new power and filter infrastructure solutions introduced in the first half of 2011.

"We listened to our customers in developing these products," said Vice President Brian P. Balut.

"Consumer demand for smartphones and tablets means more bandwidth through the network. That leads to the requirement for greater linearity in the RF chain. At the same time, our customers want to minimise power consumption, and they want devices that withstand spikes and other stresses that may occur in the field. These two new products uniquely address all these needs."

TriQuint is focused on bringing performance innovation to essential building blocks in the global network. This network is fraught with demand, and it's not going to let up; by 2015, the amount of mobile data traffic contributed by tablets alone is expected to equal that of mobile data traffic from all devices combined in 2010.\*



***TriQuint new base station RFICs deliver high performance that helps ensure more 'fault-free' 3G/4G network operation.***

TriQuint's new base station devices, starting with the 0.25 W TQP7M9101, provides high gain and linearity with very low current consumption—just 88 mA in a typical 5 V design. The 0.5 W TQP7M9102 is also now available; it provides highly-linear performance, low current consumption and greater gain.

Setting these amplifiers apart from others now available is TriQuint's patent-pending integrated protection features that include means to guard against ESD and DC over-voltage electrical spikes.

TriQuint also integrates RF over-drive protection that reduces the chance of damage from high signal levels often seen in systems employing digital pre-distortion linearisation techniques commonly utilised to meet 3G/4G BTS system requirements.

The firm says that unlike other linear driver amplifiers available today, its TQP7M9101 module also integrates matching circuits that eliminate the need externally. These integration benefits reduce the overall BOM and provide easier-to-use solutions that are especially important when fast time-to-market is a key manufacturer strategy.

“TriQuint regularly releases new amplifier and

linear gain blocks that offer useful improvements. They appreciate that design requirements change all the time,” said Alexander Kopp, RF designer, Andrew Wireless Systems / CommScope, Buchdorf, Germany. “A more linear RF signal is very important, and with very low current drain, we can reduce a system's thermal dissipation. The TriQuint team has offered us great support.”

TriQuint's two new amplifiers are ideal for 3G/4G wireless infrastructure applications including base transceiver stations, repeaters, boosters, tower-mounted amplifiers (TMAs), remote radio heads, defence/aerospace and other wireless systems requiring high linearity and gain with low power consumption.

## **Cree ships over 10 million Watts of RF transistors and MMIC PAs**

The firm has reached a milestone in shipments of its GaN-on-SiC commercial RF power transistors and high power MMIC amplifiers.

Cree, announces that, as of April 2011, the company's RF business unit has shipped commercial GaN-on-SiC RF power transistor and MMIC products with more than 10,000,000 watts of combined RF output power.

This milestone demonstrates the consistency, reliability and proven performance of Cree's GaN HEMT and GaN MMIC technology. The 10 million watt figure includes only commercial RF products and excludes an additional 1.5 million watts shipped for GaN MMIC foundry services.

Cree attained this milestone while maintaining a remarkable failure-in-time rate (FIT rate) of less than 10-per-billion device hours, which is up to 80% lower than the typical FIT rates for other RF power transistor technologies.

“We have achieved more than 1.4 billion total hours of field operation for our GaN-on-SiC devices, coupled with reliability that surpasses other high voltage silicon or GaAs technologies. This is the largest known body of fielded data accumulated by any domestic GaN supplier to date and includes not

only discrete transistors but complex multi-stage GaN MMICs as well. The 10 million watt milestone is a testament to the rapid adoption of our GaN technology—not only for military applications, but for telecom base stations, wide band test equipment, civil radar and medical applications as well. If our expansion into these new market segments continues at the current rate, we have the potential to double the 10 million watt milestone by the end of calendar 2011,” explained Jim Milligan, Cree, director of RF.

As one of the largest U.S. producer of GaN-on-SiC RF wafer processing technology, Cree has developed a comprehensive range of GaN HEMTs and GaN MMICs designed to enable broadband, high efficiency and reliable performance across an increasing array of RF and microwave applications.

Cree has a 25-year history of bringing creative, ground-breaking innovations to the semiconductor industry and has always been at the forefront of technology – from the earliest days of blue LEDs, to the design of the world’s first SiC MOSFET and the creation of the world’s first GaN-on-SiC MMIC.

---

## Co-founder of GaAs Labs and Chairman of M/A-COM to join RFAxis Board

Respected semiconductor executive and financier John Ocampo has joined the RFAxis Board of Advisors.

RFAxis, a fabless semiconductor company focused on innovative, next-generation RF solutions for the wireless connectivity and cellular mobility markets, has announced that John Ocampo, co-founder and President of GaAs Labs LLC and Chairman of M/A-COM Technology Solutions, will join RFAxis’ Board of Advisors.

“John is a well-respected semiconductor operations & technology executive and financier who brings to RFAxis a wealth of advisory experience in increasing growth trajectory, profitability and market leadership,” said Mike Neshat, chairman and CEO of RFAxis. “As a private equity investor, John is very savvy with respect to business development, and

he has a proven track record of success in driving and closing major deals.”

Ocampo commented, “I am very impressed with RFAxis’ RF and CMOS innovations, and gratified to have the opportunity to serve on its advisory board. I look forward to helping RFAxis achieve its market and strategic objectives.”

Ocampo serves as President of GaAs Labs, a semiconductor private equity fund based in California, and as Chairman of its portfolio company M/A-COM Technology Solution., a leading supplier of semiconductors, active and passive components and subassemblies for radio frequency (RF), microwave and millimetre wave applications.

Ocampo also serves on the board of directors for Ubiquiti Networks, Inc., a company that designs, manufactures and sells innovative broadband wireless solutions worldwide.

Prior to creating GaAs Labs, Ocampo co-founded Sirenza Microdevices, a supplier of RF semiconductors and related components for the commercial communications, consumer and aerospace, defence and homeland security markets. While leading Sirenza through a successful IPO and eventual sale to RF Micro Devices he served at various times in a number of key roles, including president and CEO, CTO and chairman. Following the SMDI acquisition by RFMD, Ocampo served on the RFMD board of directors.

Prior to co-founding Sirenza, Ocampo served as general manager at Magnum Microwave, an RF component manufacturer, and as Engineering Manager at Avantek, a telecommunications engineering company later acquired by Hewlett-Packard. He holds a Bachelor of Science degree in Electrical Engineering from Santa Clara University, and currently serves on the board of trustees of Santa Clara University.

---

## RFMD Exceeds Two Million Units of Multi-Chip Modules

RF Micro Devices, Inc., today announced that RFMD has surpassed two million units in cumulative shipments of its Multi-Chip Modules

(MCMs) supporting 3G base station transceiver (BST) applications for the wireless infrastructure end market.

Bob Van Buskirk, president of RFMD's Multi-Market Products Group (MPG), said, "The shipment of over two million MCMs in such a short period of time highlights RFMD's sharp focus on product and technology leadership and the continued expansion of our product portfolio supporting the wireless infrastructure end market."

MCMs are highly integrated packages in which multiple ICs and discrete components are assembled onto one unifying substrate to form a single placement RF component. RFMD has been developing and shipping MCMs for the infrastructure industry since 2009. The Company offers a complete portfolio of MCMs to address common frequency bands, 2G/3G standards and all RF functions in the base station transceiver, including transceiver systems for new 4G LTE networks.

RFMD's MCM products reduce overall current consumption by using power down and other DC power control functions. The associated reduction in component operating temperatures improves component reliability, which is of critical importance in small remote radio heads located in difficult to access locations. The reduced current consumption also benefits manufacturers of multi-standard remote radio head platforms, allowing customers to meet new "green" wireless infrastructure network standards.

John Pelose, general manager of RFMD's Wireless Products business unit, added, "RFMD is leveraging our extensive library of single function components and industry-leading scale to deliver our customers MCM solutions promptly and efficiently. Our rapid prototyping capabilities enable our customers to improve their product cycle time and reduce time to market. Additionally, our high-volume MCM assembly and test facilities help enable advances in performance at efficient economies of scale."

## Anadigics shipping volumes of multi-band PAs to Qualcomm

The new PA supports five frequency bands, enabling the multi-band Qualcomm Gobi 3000 module.

With the continued development of multi-band and multi-mode mobile devices, manufacturers are seeking new ways to help reduce board space. Anadigics says its new 5 mm x 7 mm x 1mm power amplifier (PA) offers a significant board space reduction when compared with multiple single-band 3 mm x 3 mm solutions.



Anadigics is shipping production volumes of its AWT6521 multi-mode PA for the Qualcomm Gobi 3000 module. The highly integrated AWT6521 PA supports WCDMA/ HSPA+ and CDMA/EVDO in frequency bands used by operators worldwide, providing users with more choice in carrier networks and the freedom to go without fear of losing connectivity. It also features an RF coupler and DC blocks on RF ports. With 2 shared RF inputs, 5 separate 50 Wmatched outputs, the AWT6521 also features internal voltage regulation,

The Gobi 3000 reference design is based on Qualcomm's MDM6200 and MDM6600 chipsets, both of which can provide support for HSPA+ data rates of up to 14.4 Mbps.

"The Gobi 3000 multi-mode platform provides high data rate wireless functionality to a broad spectrum of mobile devices," said Jerry Miller, vice president of business development at Anadigics. "Qualcomm's selection of our new multi-band power amplifier for the Gobi 3000 platform exemplifies the strength of our successful relationship and the performance advantages of this product. We look forward to working closely with Qualcomm to

develop the next-generation mobile solutions that continue to set the standard in wireless connectivity performance.”

FrequencyRange	Bands	WCDMA	Efficiency
824 to 849 MHz CDMA BC 0	UMTS Bands 5 & 19		41% @ 28.5 dBm
880 to 915 MHz 8 dBm	UMTS Band		40% @ 28.8
1710 to 1755 MHz CDMA BC 4 & 15	UMTS Bands 3 & 4		41% @ 28.5 dBm
1850 to 1915 MHz 2	UMTS Band CDMA BC 1 & 14		40% @ 29.0 dBm
1920 to 1980 MHz CDMA BC 6	UMTS Band 1		39% @ 28.8 dBm

digital step attenuators and the RFSA2013 and RF2023 voltage controlled attenuators, optimised for cellular 3G/4G/LTE and WiMAX markets and RFMD’s integrated multi-chip modules for wireless infrastructure applications will also be demonstrated.

Additionally, RFMD will introduce its 2011-2012 Product Selection Guide, which features specifications for over 900 products including over 90 recently released products targeting multiple end-market applications. The new 63-page guide allows customers to cross-reference and search products using end market application diagrams.

RFMD employees presenting papers, chairing sessions and hosting proceedings at the Symposium will represent the Company’s Broadband Components, Defence and Power, Wireless Connectivity, Wireless Products, and Foundry Services business units.

## RFMD to showcase RF components At 2011 IMS

RF Micro Devices, a designer and manufacturer of high-performance RF components and semiconductor components, will showcase its broad portfolio of products and technologies for the wireless and wired broadband markets at the 2011 IEEE International Microwave Symposium (IMS).

At the symposium, RFMD will highlight its portfolio of products servicing a diverse range of end-market segments including: Broadband Transmission, Defence and Aerospace, Point-to-Point Microwave Radio, WiFi, Wireless Infrastructure, Wireless Consumer Products, WiMAX and SmartEnergy.

The RFMD products to be displayed include a variety of GaN-based products, including RFMD’s high power transistors and ICs. The firm will also showcase the RFMD2080/81 IQ modulators with integrated LO oscillators, designed for Point-to-Point and other software defined radio applications. Other Point-to-Point products to be exhibited include Up/Down Converters, MMIC VCOs and other products addressing the RF and IF functions of the Point-to-Point radio transceiver.

The newly released RFSA2714 and RFSA2724

## GaAs RF device revenue to top \$300 million

Strategy Analytics’ latest report says that as operators deploy more base stations to handle the data increase, wireless point-to-point radios are becoming a very attractive option to backhaul the data from the edge to the core of the network.

Rapidly increasing mobile data use by consumers and businesses will fuel growth in wireless point-to-point radios.

The recently released Strategy Analytics GaAs and Compound Semiconductor Technologies Service (GaAs) Data Model, “Wireless Point-to-Point Radio Component Demand,” forecasts that wireless point-to-point radios, used to backhaul mobile data, will grow from nearly 1.4 million in 2010 to slightly more than 2 million in 2015. This growth in demand will account for \$300 million of GaAs device revenue in 2015.

Strategy Analytics also forecasts that the Asia-Pacific region will account for slightly more than 50 % of wireless point-to-point radio shipments over this period. This Strategy Analytics analysis indicates strong growth for point-to-point radios above 60 GHz, but this segment will account for

less than 3 % of the total radio volume. According to this Data Model, the highest volume of point-to-point radio shipments will occur in the 10-20 GHz frequency range, accounting for nearly 46 percent of shipments over the forecast period.

“The tremendous increase in mobile data consumption is rippling through many market segments,” noted Eric Higham, Director of the Strategy Analytics GaAs and Compound Semiconductor Technologies Service. “As operators deploy more base stations to handle the data increase, wireless point-to-point radios are becoming a very attractive option to backhaul the data from the edge to the core of the network.”

Asif Anwar, Director in the Strategy Analytics Strategic Technologies Practice added, “Because of the frequency and performance requirements of wireless point-to-point radios, GaAs will continue to play a key role in this market segment”.

The Data Model highlights dynamics in the wireless point-to-point radio market. It segments radio shipments by frequency, application and geography. The report also estimates total revenues and shipment quantity for GaAs devices.

---

## NI to acquire RF tool designer AWR for \$58 million

AWR’s Microwave Office and Visual System Simulator products will strengthen NI capabilities in RF design and testing

National Instruments (NI) has signed a definitive merger agreement under which NI will acquire AWR Corporation (AWR).

AWR is a leading supplier of electronic design automation (EDA) software for designing RF and high-frequency components and systems for the semiconductor, aerospace and defence, communications and test equipment industries. Upon the closing of the transaction, AWR will continue to operate as a wholly owned NI subsidiary under the leadership of the existing management team.

The fast design cycles and increasing complexity of RF and wireless systems demand better

integration between design and test. RF system designers need to validate their simulations with actual measurements, while RF test engineers need to increase test reuse and decrease test time through more design integration. By increasing the effectiveness of the integration between AWR design tools and NI software and hardware, NI and AWR believe they can significantly improve customer productivity through increased connectivity between design, validation and production test functions.

“AWR has an exceptional team with strong RF talent and technologies that expand the NI platform into RF design, which is complementary to our capability to make measurements across the RF design flow,” said James Truchard, president, CEO and cofounder of National Instruments. “We believe this combination will accelerate the deployment of RF and wireless technologies and offers a significant benefit to the customers of both companies.”

Both NI and AWR deliver unique strengths that together will enable customers to more productively design and test their RF systems. The acquisition will strengthen both companies’ core software brands, NI LabVIEW, AWR Microwave Office and Visual System Simulator, as well as the NI RF testing hardware platform.

The full suite of AWR design tools in combination with a complete RF testing platform from NI will give customers a platform to decrease the time to market of their RF designs. NI will also augment its current academic and university RF and communications initiatives to include AWR software tools, so educators and students can benefit from the improved teaching and learning experience for the rapid design and prototyping of RF systems.

“There is clear synergy between the customers and product offerings of both companies,” said Dane Collins, CEO of AWR. “NI has a leading platform in prototyping and testing of RF systems which is complementary to AWR’s RF circuit and system software design tools to the benefit of mutual customers. Together, we are better able to support and service our growing global installed base.”

The aggregate purchase price to be paid at closing is approximately \$58 million, which includes \$7 million in cash on the AWR balance sheet. In

addition, the merger agreement contains an earn-out provision, which is payable over three years. The transaction is expected to close within 30-45 days and is subject to customary closing conditions including Hart-Scott-Rodino regulatory clearance.

In this transaction, ThinkEquity LLC - A Panmure Gordon Company, acted as exclusive financial advisor to NI, and Needham and Company LLC acted as an exclusive financial advisor to AWR.

A conference call discussing the acquisition has taken place and may be replayed by calling (888) 203-1112, using confirmation code #1927872.

---

## **M/A-COM Tech restructuring continues with promotion of Jack Kennedy**

Now Vice President of Sales, Kennedy's successful track record strengthens the company's ability to meet needs of a worldwide customer base.

M/A-COM Technology Solutions (M/A-COM Tech), a supplier of semiconductors, active and passive components and subassemblies for RF, microwave and millimetre wave applications, has promoted Jack Kennedy to its new Vice President of Sales.



*Jack Kennedy, VP of Sales, M/A-COM Technology*  
Reporting to Robert Donahue, Chief Operating

Officer, in his new role, Kennedy will have responsibility for leading M/A-COM Tech's global sales organisation.

A seasoned sales and marketing leader, Kennedy was promoted from within M/A-COM Tech, where he most recently served as its Director of Global Distribution since November of 2010, and delivered significant enhancements to the efficiency and performance of this important sales channel. His previous positions at M/A-COM Tech include Strategic Account Lead, Global Account Director, Sales Manager, and Field Sales Engineer.

Jack Kennedy received his B.S. from Boston University and is currently pursuing an M.S. Degree at Northeastern University.

"I am extremely pleased to have Jack championing the sales initiatives for our company," said Bob Donahue. "Jack's understanding of our business, our products, the industry, and our customer base is comprehensive. That, combined with his inherent leadership skills and successful track record will greatly benefit M/A-COM Tech and its ability to meet the needs of its customers."

Jack Kennedy, upon accepting the position, said, "I have always felt very privileged to be part of the M/A-COM Tech team. This newest role is by far the most exciting and challenging opportunity I've had at M/A-COM Tech, and I look forward to leading our sales team to continued success and achievement."

---

## **Michael Dys joins M/A-COM Tech as Corporate Controller**

The former Skyworks and Aeroflex/Micro-Metrics executive is enhancing M/A-COM Tech's finance and accounting team.

M/A-COM Technology Solutions (M/A-COM Tech), a leading supplier of high performance semiconductors and components for use in RF, microwave, and millimetre wave applications, has appointed Michael Dys as Corporate Controller.

He will report to Conrad Gagnon, Chief Financial Officer and will be responsible for all global accounting functions, budgeting and forecasting, as well as financial planning and analysis. He will



also provide financial perspective to other business leaders toward optimising M/A-COM Tech's operational efficiency.

"Michael's extensive experience with substantial global players in our market space, his diverse business background, and his hands-on approach make him the ideal professional for this role," said the CFO. "His successful career to date in the microwave industry has demonstrated hands-on leadership, effective financial control and attention to the bottom line."

Dys most recently served as Controller at Aeroflex/Micro-Metrics. He previously served as Vice President and Corporate Controller at Skyworks Solutions. He holds a Bachelor of Science Degree in Accounting and a Master's Degree in Business Administration, both from the University of Massachusetts at Lowell. He is a Certified Public Accountant in Massachusetts. In speaking about this next phase of his career, Dys commented, "I am looking forward to rolling up my sleeves to continuously improve the company's accounting processes and to implement cost-effective business solutions."

---

## Nitronex ships 500,000th GaN RF device

The company says that expanding markets and customers, alongside an already robust U.S.-based supply chain, sets the stage for continued rapid growth.

Nitronex, a designer and manufacturer of GaN based RF solutions for high performance applications in the defence, communications, cable TV, and industrial & scientific markets, has shipped more than 500,000 production devices since introducing its first production-qualified products in 2006.

Volume production began in 2009, and shipments predominantly consisted of 10 different products to five customers with a roughly even split between domestic and international sales.

"Shipping more than 500,000 devices is a testament to the early successes we've had in military communications, jammers, and cable TV

infrastructure. We provide our customers with complete RF solutions including final, driver, and pre-driver discrete and MMIC amplifiers, product models, reliability data, and applications support," commented Charlie Shalvoy, President and CEO of Nitronex.

"We have also established a robust supply chain with U.S. manufacturing partners based on our proprietary GaN-on-Silicon technology. We believe this is more scalable than competing technologies that are based on exotic substrates. We look forward to continued growth by expanding into emerging GaN markets such as RADAR, and eventually commercial wireless infrastructure," he concluded.

Nitronex says its patented SIGANTIC GaN-on-Si process is the only production-qualified GaN process using an industry standard silicon substrate. This ensures a robust supply chain, which, combined with innovative new products, has positioned the company well for the significant growth expected in GaN markets in upcoming years.

---

## Berlin to host compound semiconductor conference

Organised by the Fraunhofer Institute and the VDE Association for Electrical Technologies, Electronic & Information Technologies, the conference will address the future of compound semiconductors in micro electronics and optoelectronics.

On May 23, 2011, Andre Geim, the 2010 winner of the Nobel Prize in Physics, opened the 2011 Compound Semiconductor Week with a plenary lecture on graphene.

Here, some 450 scientists and industry representatives will discuss current research findings in the field of compound semiconductors. An example of one of the key topics of the event is how to improve energy efficiency while increasing data rates in communications systems – often referred to as "Green IT".

The conference took place in Berlin from May 22 to 26. The conference is organised by the Fraunhofer Heinrich Hertz Institute HHI, the Fraunhofer Institute

for Applied Solid State Physics IAF, and the VDE Association for Electrical Technologies, Electronic & Information Technologies.

“CSW is the most important international conference for the entire spectrum of compound semiconductors. Here, participants will get an overview of what will become possible in micro electronics and optoelectronics,” Oliver Ambacher, ISCS 2011 Conference Chair and head of the Fraunhofer IAF, said.

While silicon is still the most important semiconductor material, today no mobile phone, PC or car would work without additional components used in compound semiconductor technology. Compound semiconductor, in contrast to the elemental semiconductor – like silicon -, consists of at least two different types of atoms.

Compound semiconductors are used for light generation with LEDs, photonics and communications engineering, as well as for maximum frequency electronics and power electronics. Since 2010, the CSW has combined the two most important conferences on compound semiconductors – the “International Symposium on Compound Semiconductors (ISCS)” and the “International Conference on Indium Phosphide and Related Materials (IPRM)”.

“Berlin is the ideal location for hosting the CSW thanks to its broad-based research activities in this field,” said Norbert Grote, Chairman of this year’s IPRM and head of department at the Fraunhofer HHI. “Some 450 scientists from all over the world will come to Berlin to exchange their knowledge. This gives us the opportunity to further strengthen the location and to promote these issues.”

Fraunhofer HHI and Fraunhofer IAF are both leading research institutes in the field of compound semiconductors. In Berlin, it is not only institutes and universities such as the Fraunhofer HHI, the Ferdinand Braun Institute, the Paul Drude Institut für Festkörperelektronik, the Institut für Kristallzüchtung, Humboldt- und Technische Universität, as well as the Helmholtz Zentrum, which are active in this field, but also companies like the u2t Photonics AG, a spin-off from Fraunhofer HHI. “When making a phone-call in the US, your chances of the optical components involved having been made in Berlin are pretty

good,” said Norbert Grote.

---

## Mesuro again demonstrates first pass design success

Mesuro has shown how active harmonic load-pull and waveform engineering can produce a multi-harmonically matched MMIC PA and provide MMIC device data in one step.

Mesuro has again proved how its waveform engineering approach to power amplifier (PA) design yields major reductions in design costs and improves product time to market, through ‘right-first-time’ design.

Using a commercially available GaAs pHEMT, TQPED, a 0.5mm commercial foundry process from TriQuint Semiconductor, with data from characterisation performed on Mesuro’s active harmonic load pull solution, the completed design produced a first pass MMIC PA with an efficiency performance of >80%.

The use of the original device measurement data meant that the designer was able to produce the design without the need for a non-linear I-Q device model. For this reason it is often necessary for the designer to rely on experimental investigations. This build and test approach is often frustrating since it can be very time consuming and does not usually allow the flexibility or the quantity of investigations to be undertaken.

The design process allowed the designer to understand accurately how component sensitivities would affect the proposed performance of the amplifier at the investigation phase prior to any expensive fabrication being undertaken. This meant that the designer could better understand the trade-offs that could be made in the impedance matches to increase the probability of a first time success after fabrication.

The ability to get close to the optimum performance first time provides designers the opportunity to hugely reduce design costs, by reducing the

number of design iterations required and allows them to get a product to market quicker.

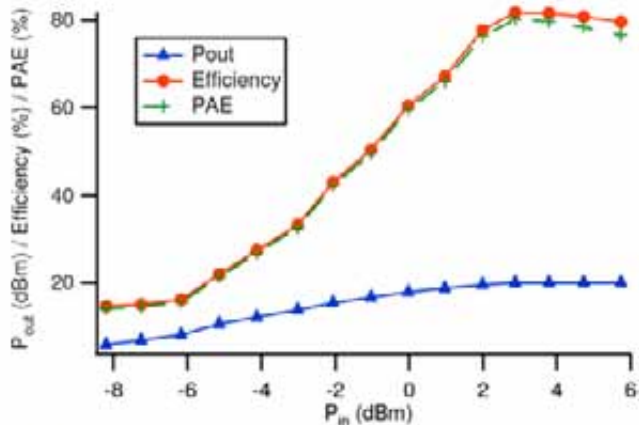


Image 1: Measured PA power sweep at the designed frequency of 900 MHz

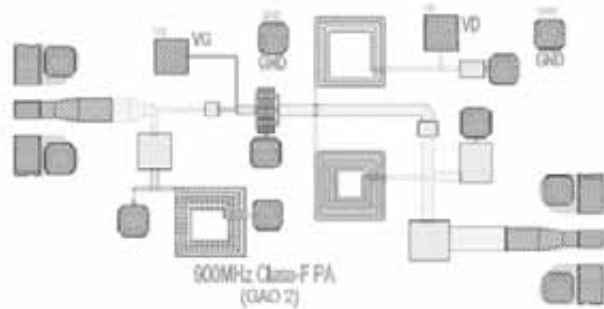


Image 2 : Layout of the 900 MHz, class-F, MMIC power amplifier

## TriQuint and Agilent unite to advance wireless design flow

The firms intend to enhance PDKs, by providing a fully integrated front-to-back product design flow with customised DRC and LVS solutions.

TriQuint Semiconductor and Agilent Technologies have announced results for building next-generation RF solutions.

This includes enhanced TriQuint process design kits with support for Agilent's Advanced Design System 2011 EDA software and the development of an ADS RF Module PDK for TriQuint's RFIC/MMIC and RF Module integrated design flow.

The upgraded ADS Foundry PDKs enable both TriQuint's foundry customers and in-house design

engineers to take advantage of new capabilities in ADS 2011. Specifically, the PDKs provide a fully integrated front-to-back product design flow with customised DRC and LVS solutions. This offers the design engineer a unified suite of EDA software for schematic capture, simulation, layout, and layout verification.

"We have upgraded our PDKs utilising the new ADS 2011 capabilities in order to provide continued superior design support for our mutual customers and to our in-house product designers," said Glen Riley, vice president of TriQuint's Commercial Foundry Business Unit.

TriQuint has also expanded ADS deployment for an integrated RF Module design flow. Further collaboration between the companies led to the validation and deployment of an ADS RF Module PDK within TriQuint that integrates multi-technology IC and RF Module layout features, providing a complete electrical and physical RF Module design flow.

The integrated module design flow removes design translation errors, shortens product development cycle times and enables design optimisation for module product manufacturing yield, thus reducing overall engineering and development expenses.

"We are very pleased to announce these new developments in our collaboration with TriQuint," said Mark Pierpoint, vice president of Agilent EESof EDA. "Our best engineers have been working together, and the improved productivity and ability to optimise today's complex MMIC/RFIC module design flow is exactly what we had hoped to achieve when we started the development of ADS 2011. It is great to see both TriQuint and their customers benefit from our joint engineering investments."

The leading electronic design automation software for RF, microwave and signal integrity applications, ADS pioneers the most innovative and commercially successful technologies, such as X-parameters and 3-D electromagnetic simulators.

ADS 2011 addresses the most challenging design complexity and integration needs of leading-edge commercial wireless and aerospace/defence companies, by enabling them to design multi-technology RF system-in-package modules and

perform complex electromagnetic simulations -all with greater ease and speed.

Agilent EESof EDA is the leading supplier of electronic design automation software for microwave, RF, high-frequency, high-speed digital, RF system, electronic system level, circuit, 3-D electromagnetic, physical design and device-modelling applications.

## Wafer Bonding Report

Yole Développement announces the publication of its technology study and market research report, Permanent wafer bonding report

Historically developed for MEMS & SOI substrates, the wafer bonding technology is today becoming a key processing technology for a wide range of applications including LEDs, Power Devices, RF and Advanced Packaging.

The wafer bonding market is a very complex one crossing different wafer sizes (from 2" to 12"), different applications (Advanced Substrates such as SOI, MEMS, LEDs, CMOS Image Sensors, Power Devices, RF Devices & Advanced Packaging) and different bonding technologies (Adhesive, Anodic, Fusion, Direct Oxide, Eutectic, Glass Frit, Metal Diffusion).

Yole Développement's report aims at giving a vision, crossing what the wafer bonding technologies will be over the 2010-2016 time line.

### Market Trends

Wafer bonding is usually defined as a process that temporarily or permanently joins two wafers or substrates using a suitable process. Historically developed for MEMS and then SOI wafers, wafer bonding technology has shifted to non-mainstream IC applications over the last years. Our report aims at analyzing the market perspectives and technical trends for permanent bonding.

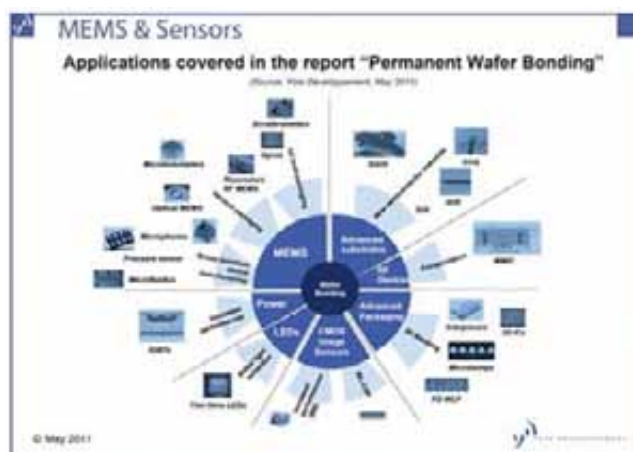
Wafer bonder can be also used for LEDs or Power Devices. Indeed, in a typical LED active region, spontaneous emission scatters photons in all directions. If the substrate material has a smaller band gap than the active region, approximately half

of the light is absorbed in the substrate; significantly reducing device performance. So, one of the manufacturing solutions for photon loss involves bonding a wafer containing an array of devices to another wafer that provides both a reflective surface for maximum light extraction and a heat sink for thermal management. And of course, over the 5 past years, much attention has been given to this technology for 3D integration of memories for example.

### Technology Trends

Yole Développement has estimated the wafer bonder to have big market growth for the next year. The growth will be driven small size wafer for LEDs and 12" wafer for 3D stacking and CIS.

Although EV Group is market leader in permanent bonding, the growth of the bonding equipment market is attracting challengers.



Yole Développement's report analyzes in details the technical & economical evolution of the permanent wafer bonding process. It gives, for example, 2010-2016 market forecasts for permanent bonding, number of equipment, an overview of the different bonding approaches and equipment players market shares and competitive information

This market & technology report also presents the trends for permanent bonding, W2W vs. C2W analysis for 3D integration. It describes the applications for wafer bonding with main characteristics, challenges

### About Permanent Wafer Bonding Report:

- Authors

Dr. Eric Mounier has a PhD in microelectronics from the INPG in Grenoble. Since 1998 he is a co-founder of Yole Développement, a market research company based in France. At Yole Développement, Dr. Eric Mounier is in charge of market analysis for MEMS, equipment & material.

- Catalogue price: Euros 3,990.00 (single user license) - Publication date: May 2011

For special offers and the price in dollars, please contact David Jourdan (jourdan@yole.fr or +33 472 83 01 90)

- Companies cited in the report

Acreo, AML, APM/UMC, Avago, Ayumi, Bosch, Colibrys, Dalsa, Discera, EVGroup, FhG IMS, FLIR, IBM, Icemos, IMEC, IMT, Infineon, Invensense, KTH, Leti, Lumileds, MEMStech, Micralyne, Mitsubishi Heavy Industries, Okmetic, Omron, Osram, Qualcomm, Raytheon, RPI, Sand9, Semefab, Sensoror, Silex, SOITEC, STM, SUSS MicroTEC, Tezzaron, TI, tMt, Tohoku University, TowerJazz, Tracit, Triquint, Tronic's, TSMC, VTI, Xcom, Ziptronix

## Skyworks spreads its wings with acquisition of SiGe Semiconductor

With this move Skyworks immediately expands its market which will now broaden opportunities in the smart phones, tablets, gaming consoles, notebook PCs and home automation systems markets.

Skyworks Solutions, an innovator of high reliability analogue and mixed signal semiconductors enabling a broad range of end markets, has signed a definitive agreement to purchase SiGe Semiconductor.

SiGe Semiconductor is a global supplier of RF front-end solutions that are facilitating wireless multimedia across a wide range of applications.

The acquisition of SiGe, a fabless semiconductor provider, complements Skyworks' leadership in wide area front-end solutions by adding SiGe's innovative short range, silicon-based products. As

a result, Skyworks will be able to offer customers a comprehensive wireless networking product portfolio, supporting all key operating frequencies with architectural flexibility to address a variety of high growth applications. Specifically, via this transaction, Skyworks immediately expands its addressable content opportunity within several strategic product areas including smart phones, tablets, gaming consoles, notebook PCs and home automation systems.

"Skyworks' acquisition of SiGe Semiconductor underscores our commitment to capitalize on ubiquitous wireless connectivity," said David J. Aldrich, president and chief executive officer of Skyworks. "To that end, this acquisition is highly complementary in terms of our addressed markets, sales channels, process technologies, design methodologies and baseband partnerships. At the same time, the SiGe business presents significant operational and cost synergies yielding immediate earnings accretion and long-term shareholder value creation."

"Skyworks clearly represents the best strategic and cultural fit for SiGe Semiconductor," said Sohail Khan, president and chief executive officer of SiGe Semiconductor. "Both companies have a long history of front-end innovation and a shared vision of the future of band-intensive wireless networking. Together, we can develop and deliver products of unprecedented integration and improve our customers' performance in the increasingly connected wireless world."

Skyworks will pay \$210 million in cash, plus an additional \$65 million if certain performance targets are met over the next 12 months. The transaction has been approved by Skyworks' and SiGe's boards of directors and is anticipated to close in June, subject to customary closing conditions, including the receipt of domestic and foreign regulatory approvals. Excluding any non-recurring acquisition related charges and amortization of acquired intangibles, Skyworks expects the acquisition to be immediately accretive to non-GAAP earnings and will finalise estimates of the transaction's financial impact, as well as the accounting for the transaction, upon deal close.

SiGe Semiconductor's diverse and comprehensive product portfolio provides the performance, range and reliability required by 802.11b/g/a/n, Bluetooth,

WiMAX, GPS and ZigBee Systems. The company's innovative use of silicon-based semiconductor technologies simplifies the integration of RF signal processing for many of today's leading consumer, commercial and industrial electronics companies. Key SiGe customers include Cisco, Dell, Huawei, Hewlett-Packard, NetGear, Itron, Microsoft, Nintendo, Samsung and Sony.

### M/A-COM to vigorously defend GigOptix lawsuit

The lawsuit alleges breach of contract and trade secret misappropriation allegations against M/A-COM Tech, its subsidiary Optomai, and five Optomai employees who previously worked at GigOptix.

M/A-COM Technology Solutions (M/A-COM Tech), a supplier of semiconductor solutions for RF, microwave, and millimetre wave applications, will vigorously defend a lawsuit filed by GigOptix.

The lawsuit, filed on April 26 in Santa Clara County Superior Court, requests unspecified damages and injunctive relief based on as-yet unsubstantiated breach of contract and trade secret misappropriation allegations against M/A-COM Tech, its recently-acquired subsidiary Optomai, and five Optomai employees who previously worked at GigOptix.

M/A-COM Tech is still reviewing the GigOptix complaint, but is aware of no wrongdoing on the part of M/A-COM Tech, Optomai or any of their employees in this regard, and accordingly believes that the GigOptix allegations are without merit.

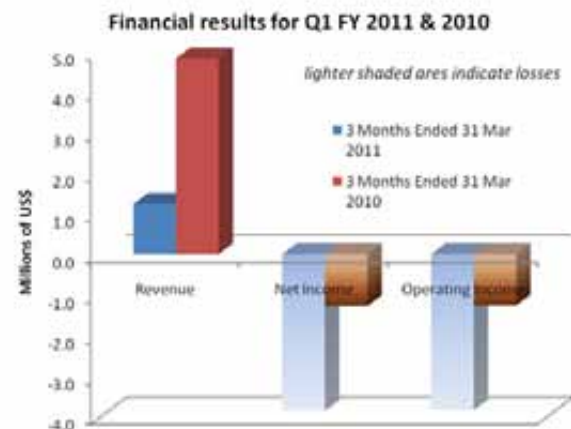
"M/A-COM Tech has been pleased at the positive reaction optical networking customers have had to the Optomai acquisition, and remains committed to delivering M/A-COM Tech's full portfolio of 40/100G modulator drivers and transimpedance amplifiers to its customers," said Jihye Whang, Director of Strategic Marketing. "We anticipate a just resolution of this matter through the legal process."

No injunction has been issued by the court hearing the case to date, nor is one expected to be issued. The Optomai product line remains available for sampling and production.

## Endwave revenues tumble by 74%

The firm has again reported income and operating losses which have tripled over the same quarter last year. It says the fall-off in legacy module product sales that began in 2010 continues to hamper its results.

Endwave Corporation, a provider of high-frequency RF solutions and semiconductor products for the telecommunications, satellite communications, electronic instruments and defence and security markets, has reported financial results for its first quarter, ended on March 31, 2011.



Revenues for the first quarter of 2011 were \$1.2 million. This compares with revenues of \$4.1 million in the prior quarter and \$4.8 million in the first quarter of fiscal 2010.

GAAP net loss for Q1 2011 was \$3.9 million, or \$0.39 per share. This compares with a net loss of \$2.0 million, or \$0.20 per share, in the prior quarter, and a net loss of \$1.3 million, or \$0.13 per share, in the first quarter of fiscal 2010.

Cash, cash equivalents and investments as of March 31, 2011 were \$21.2 million, compared with \$23.5 million as of December 31, 2010.

"As anticipated, 2011 began as a challenging year for the company," said John Mikulsky, Endwave's President and Chief Executive Officer. "The fall-off in legacy module product sales that began in 2010 continues to hamper our results."

“We believe, however, that 2011 will be a seminal year for our stockholders as a result of the pending merger transaction with GigOptix,” continued Mikulsky. “The transaction remains on schedule to close in the second quarter of 2011. Upon the close and in the years ahead, we look forward to working with the combined company as it pursues a leadership position as a high-speed, high-frequency supplier for optical and wireless communications.”

On February 7, 2011, GigOptix, announced that it signed a definitive merger agreement to acquire Endwave. The SEC has now declared effective the S-4 registration statement relating to the proposed merger transaction. Endwave stockholders must now approve the transaction in a special shareholder meeting that is scheduled for June 17. Details will be sent to those stockholders eligible to vote as of the May 12 record date.

## Avago expands series of world's smallest RF amplifiers

The new positive gain slope LNA, wideband LNA, VGA and four directional detectors add to functionality of miniature chip scale package amplifiers

Avago Technologies, a supplier of analogue interface components for communications, industrial and consumer applications, has announced additions to one of the market's smallest series of RF amplifiers.



The new VMMK-3xxx amplifiers leverage Avago WaferCap chip scale packaging technology to offer an ultra-small footprint of 1.0 by 0.5 by 0.25 mm. The amplifiers bring a host of new functionality to the existing Avago VMMK-1xxx and VMMK-2xxx families, including a positive gain slope low-noise amplifier (LNA), a wideband LNA, a variable gain

amplifier (VGA), and four directional detectors.

With miniature 0402 package dimensions and no wirebonds, the VMMK-3xxx amplifiers experience almost no signal loss and minimal parasitics. The devices take up 5 % of the volume and use only 10 % of the board area of solutions using a standard SOT-343 package. In some cases, the miniature amplifiers can effectively reduce PCB area by more than 50 %.

The compact size and fully-matched surface mount design are optimised for 500 MHz to 12 GHz frequencies, making the devices ideal for a variety of radio architectures and space-constrained applications. Requiring no special tooling for assembly, the LNAs have all I/Os routed to the backside of the device wafer through via-holes, resulting in RF transitions suffering almost no signal loss and minimal parasitics.

The VMMK-3xxx LNAs and VGA can be used in UWB, WLAN, WiMAX, generic IF amp and gain block applications, while the new detectors can be used in base stations, point-to-point radios and generic power control loop detectors, as well as for monitoring power amplifier output.

Avago says this is a significant improvement over conventional plastic packages where bond-wires exhibit substantial parasitics that limit the operating frequency. The miniature amplifier family provides high gain, a high third-order intercept point (IP3) for good linearity, low noise figure (NF) and integrated 50-ohm input and output matching networks to simplify system design.

The VMMK-3xxx family includes:

- \* VMMK-3503: 0.5-18 GHz VGA – This broadband, wide-dynamic-range VGA features 12 dB maximum gain, 1.5 dB NF, 8 dBm IIP3 and 23 dB gain control range, and it consumes 300 mW.

- \* VMMK-3603: 1-6 GHz Positive Gain Slope LNA – This high-gain, self-biasing LNA features 17 dB gain, 1.5 dB NF and good linearity of 25 dBm OIP3, and it consumes 180 mW. With its positive gain slope, the LNA enables flat overall system gain.

- \* VMMK-3803: 3-11 GHz LNA – This high-gain, self-biasing LNA features 20 dB flat gain, 1.5 dB NF and good linearity of 0.5 dBm IIP3, and it consumes

60 mW.

\* VMMK-3113: 2-6 GHz Directional Detector – This detector features 0.25 dB insertion, greater than 45 dB dynamic range, low input and output return losses (< 20 dB) and 10 dB directivity. This detector requires 1.5V with 0.18 mA for DC biasing.

\* VMMK-3213: 6-18 GHz Directional Detector – This detector features 0.4 dB insertion, greater than 40 dB dynamic range, low input and output return losses (< 20 dB) and 15 dB directivity. This detector requires 1.5V with 0.18 mA for DC biasing.

\* VMMK-3313: 15-33 GHz Directional Detector – This detector features 0.5 dB insertion, greater than 37 dB dynamic range, low input and output return losses (< 20 dB) and 12 dB directivity. This detector requires 1.5 V with 0.18 mA for DC biasing.

\* VMMK-3413: 25-45 GHz Directional Detector – This detector features 0.8 dB insertion, greater than 35 dB dynamic range, low input and output return losses (< 20 dB) and 10 dB directivity. This detector requires 1.5 V with 0.18 mA for DC biasing.

#### U.S. Pricing and Availability

The VMMK-3xxx amplifiers are priced starting at \$2.00 each in 1,000 piece quantities. Samples and production quantities are available now through the Avago direct sales channel and via worldwide distribution partners.

## Skyworks soaring with 37 % revenue increase

Revenue in the seasonally low March quarter was \$325.4 million, above the Company's guidance range of \$310 to \$320 million, and up 37 % when compared to \$238.1 million in the second fiscal quarter of 2010.

Skyworks Solutions, an innovator of high reliability analogue and mixed signal semiconductors enabling a broad range of end markets, has reported second fiscal quarter 2011 results.

Financial Results for Q2 FY 2011 & 2010



Revenue in the seasonally low March quarter was \$325.4 million, above the Company's guidance range of \$310 to \$320 million, and up 37 % when compared to \$238.1 million in the second fiscal quarter of 2010.

On a GAAP basis, operating income for the second fiscal quarter of 2011 was \$68.1 million and diluted earnings per share was \$0.26.

"Skyworks is capitalising on consumers' skyrocketing demand to be connected anytime and anywhere via smart phones, tablets and home automation systems in addition to energy management solutions and supporting network infrastructure," said David J. Aldrich, president and chief executive officer of Skyworks.

"The growth in analogue semiconductor content associated with this increasing demand plays directly to Skyworks' technology leadership and scale. Given our momentum across these mobile connectivity applications, our diverse customer partnerships and traction in new markets, we are well positioned to demonstrably outpace industry growth during the remainder of this fiscal year, through fiscal 2012 and beyond."

Over the last quarter, the company expanded its year-over-year gross margin by 160 basis points to 43.3 % on a GAAP basis. Skyworks also secured analogue design wins with STMicroelectronics for their next generation IP television chip set and supported general dynamics with high power switching solutions for military land mobile radios.

The firm ramped production of precision analogue ICs supporting enterprise access points, cable set-top boxes and wireless video systems and



captured multiple infrastructure sockets with Ericsson, Huawei and ZTE for WCDMA base station transceivers.

Skyworks also introduced a family of antenna switch modules for smart phones, tablets and datacards supporting 3G handsets and HSPA+/LTE-enabled devices. It also announced that its modules power HTC's next generation Android-based smart phones and newest tablet offering with front-end solutions.

The company also received a Best Quality award from Samsung for excellence in overall product quality and supply-chain efficiency.

With respect to the next quarter, Donald W. Palette, vice president and chief financial officer of Skyworks said, "Based on our broad customer base, diversification into new markets and increasing share gains, we are again planning to grow faster than our addressable market in the third fiscal quarter of 2011. Specifically, we expect revenue of approximately \$345 million with non-GAAP diluted earnings per share of \$0.46."

Skyworks hosted a conference call with analysts to discuss its second fiscal quarter 2011 results and business outlook. A replay of the conference call will be available on Skyworks' Web site or by calling 888-203-1112 (from USA) or 719-457-0820 (from outside USA), using pass code: 1159221

## Alcatel-Lucent and Powerwave benefit from smartphone revolution

Although Alcatel-Lucent is still posting net losses, it has attributed improved results to a 40 % jump in North American Sales. Powerwaves' total Americas revenue was \$54.3 million or approximately 40 % of revenue.

The communications equipment industry has shown significant growth this year. As corporations become more mobile, connection solutions allowing employees to connect directly with the corporate server are growing in appeal.

Businesses are looking for faster options and

equipment makers that offer these options have the opportunity to bolster their top lines. With such growth potential throughout the industry, companies are fighting harder than ever to secure their respective niches. The Bedford Report examines investing opportunities in the Communications Equipment Industry and provides research reports on Alcatel-Lucent and Powerwave Technologies.

Despite high unemployment and mediocre consumer confidence, North American smartphone and tablet sales continue to skyrocket. At the moment there is massive demand for mobile internet and telecom customers are typically looking for smooth transitions to 3G or 4G networks.

When telecom equipment-maker Alcatel-Lucent reported first quarter operating results, Chief Executive Ben Verwaaye said he is "optimistic that 3G and 4G will be a driving force for a long time to come." In the most recent quarter, Alcatel posted a net loss of €10 million (\$14.6 million) compared to a loss of €515 million recorded in the year-earlier quarter. The company attributed the improved results to a 40 % jump in **North American Sales**.

In the first quarter of 2011, Powerwaves' total Americas revenue was \$54.3 million or approximately 40 % of revenue, compared with \$34.2 million, or approximately 30 % of revenue in the first quarter of 2010. Powerwave, a global supplier of end-to-end solutions for wireless communications networks, said last week that 3G standards accounted for approximately 36 % of total revenue and 4G standards accounted for approximately 24 % of total revenue during the first quarter of 2011.

### Steve Buhaly honoured as "CFO of the Year"

Buhaly has been recognised for his leadership during TriQuint's meteoric growth during 2010.

TriQuint Semiconductor, a leading RF solutions supplier and technology innovator, announces its chief financial officer, Steve Buhaly, was named 'CFO of the Year' at The Portland Business Journal's annual awards program. Buhaly received the honour in the public company category.

"Steve Buhaly is a terrific role model for our entire organisation. In addition to ensuring high integrity and transparency in TriQuint's public reporting,

Steve is a trusted business partner and a valuable voice in strategic planning. He brings common sense and a quick wit to our team," said Ralph Quinsey, President and CEO of TriQuint.



*CFO of TriQuint, Steve Buhaly*

Buhaly is a valuable consultant to TriQuint's business units and functional departments. His responsibilities include everything from Investor Relations, Corporate Accounting and Legal, to Information Technology, Tax and Treasury Services. Since joining the company in September 2007, he has inspired operational improvements and empowered his senior managers with skill and thoughtfulness.

TriQuint turned in record 2010 financial results, growing revenue 34% to \$878.7 Million. GAAP net income for the year grew almost 12 fold. Driving improved profitability and leveraging the Company's growth is of considerable value to shareholders, and has resulted in a significantly improved stock price during Buhaly's time with the company. In its February 9th earnings release, the company guided that 2011 revenue should surpass \$1 billion. TriQuint summarised its corporate goals in the recently filed Annual Report: 20% annual growth rate, 20% operating margin, 20% market share.

With no debt and \$198.8 million in cash, TriQuint is poised to continue profitable growth as a leading RF provider to markets including fast growing mobile devices, networks, defence and aerospace.

## CS product development reflects market diversification

Strategy Analytics says some companies such as RFMD, Skyworks, Anadigics, Hittite, Analog Devices, Panasonic and NXP are expanding their product lines into defence and broadband.

Even while the handset portion of the compound semiconductor market remains the largest revenue producer, Strategy Analytics sees that leading device suppliers are diversifying their portfolios by developing additional products for infrastructure, broadband and military applications.

The recently published Strategy Analytics GaAs and Compound Semiconductor Technologies Service (GaAs) viewpoint, "Compound Semiconductor Industry Review March 2011: Microelectronics," captures March 2011 product, financial, contract and technology announcements for microelectronic companies such as RFMD, Skyworks Solutions, Hittite Microwave, Anadigics, TriQuint Semiconductor Analogue Devices and NXP.

"The handset market continues to drive compound semiconductor volume, but rapid price erosion poses a challenge for suppliers," noted Eric Higham, Director of the Strategy Analytics GaAs and Compound Semiconductor Technologies Service.

"The March product announcements show activity aimed at CATV, fibre, military and test and measurement markets, as companies try to capture higher margin opportunities."

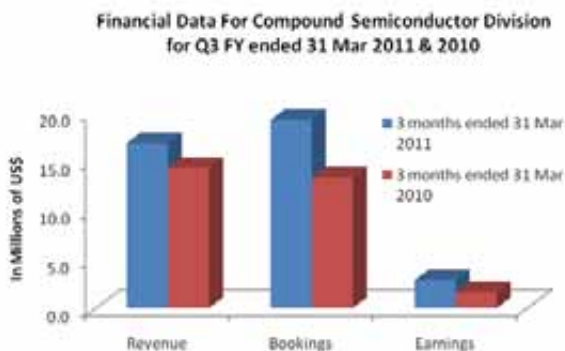
Asif Anwar, Director, Strategy Analytics Strategic Technologies Practice added, "Some companies are expanding product lines into defence and broadband, which uses new processes to diversify market penetration."

This viewpoint summarises March 2011 financial, product, contract and employment developments from major GaAs and silicon suppliers, which addresses a variety of commercial and military applications that use GaAs, GaN, Silicon SiC, and complementary metal-oxide-semiconductor (CMOS) technologies.

## II-VI Compound Semi segment earnings escalate by 75%

Revenues for the quarter in the CS division increased 17.8% to \$16.9 million from \$14.4 million in the third quarter of the last fiscal year.

II-VI Incorporated has reported results for its third fiscal quarter ended March 31, 2011.



Bookings in the Compound Semiconductor Group for the quarter increased 41% to \$19.3 million compared to \$13.4 million in the third quarter of the last fiscal year.

Revenues for the quarter in the division increased 17.8% to \$16.9 million from \$14.4 million in the third quarter of the last fiscal year.

Earnings in the CS division increased by a whopping 74.9% over the same quarter last year, from \$1.6 million to \$2.9 million.

On January 4, 2010, the Company completed its acquisition of Photop Technologies (Photop). Company results include Photop's results for the three and nine months ended March 31, 2011. On December 6, 2010, the Company completed its acquisition of Max Levy Autograph (MLA). Results for the quarter ended March 31, 2011 include the operating results of MLA since the acquisition date.

Bookings for the quarter increased 30% to a record \$142.9 million compared to \$110 million in the third quarter of last fiscal year. Included in bookings for the three months ended March 31, 2011 were approximately \$36.8 million of bookings attributable to Photop. Bookings are defined as customer orders received that are expected to be converted into

revenues during the next 12 months.

Revenues for the quarter increased 33% to a record \$130 million from \$97.5 million in the third quarter of last fiscal year. Included in revenues for the three months ended March 31, 2011 were approximately \$32.4 million of revenues attributable to Photop.

Net earnings attributed to II-VI Incorporated for the quarter were \$23.1 million or \$0.72 per share-diluted, compared with net earnings of \$10.3 million or \$0.33 per share-diluted, in the third quarter of last fiscal year.

Francis J. Kramer, president and chief executive officer said, "We achieved record bookings and revenues in the third fiscal quarter as strong positive momentum continued across almost all markets. Bookings increased 30%, revenues were up 33% and earnings more than doubled from the year-ago quarter. Orders in the Infrared Optics segment and at Photop were particularly strong - up 38% and 39%, respectively, from the year-ago quarter and 12% and 24%, respectively, from the quarter ended December 31, 2010. Our backlog stands at \$176.5 million, an increase of 23% from March 31, 2010 and 9% from December 31, 2010. Earnings of \$0.72 per share-diluted primarily resulted from increases in sales volume and operating efficiencies. The effective tax rate for the quarter was lower to reflect the increased profit contribution from our foreign operations; revenues outside of the U.S. accounted for over 60% of our total revenues for the quarter."

Kramer continued, "Quarterly EBITDA performance and cash flow generation continue to strengthen. EBITDA for the quarter increased 63% from the same period last fiscal year and 9% from the December 31, 2010 period. During the quarter, we made strategic capital investments of \$14 million, after which our cash balance still increased \$9 million. Robust market momentum, strong operating performance and a record order backlog are causing us to increase our guidance for the fourth quarter and fiscal year."

Kramer concluded, "We are in the process of preparing the II-VI Incorporated operating plan for fiscal year 2012. We see continuing strength in industrial markets as global economies rebound. Near-infrared market growth appears positive overall, with ongoing strength in China. We are

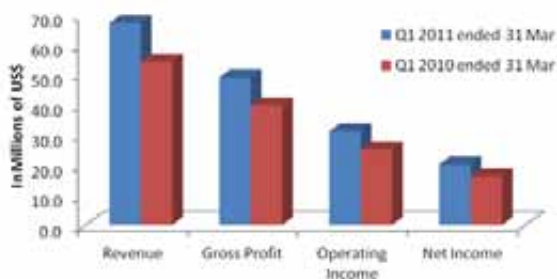
monitoring U.S. military spending to assess the effects any changes may have on our military businesses. We expect to introduce guidance for fiscal year 2012 in June 2011.”

## Quarterly results are rosy for Hittite

With an increase in quarterly revenues, profits and incomes over the same quarter last year, Hittite has not suffered like other RF electronics and Telecoms manufacturers.

Hittite Microwave Corporation has reported revenue for the first quarter ended March 31, 2011 of \$67.2 million, representing an increase of 24.1% compared with \$54.2 million for the first quarter of 2010.

Financial Results for Q1 2011 & 2010



This is also an increase of 2.5% compared with \$65.6 million for the fourth quarter of 2010. Net income for the quarter was \$20.2 million, or \$0.66 per diluted share, an increase of 25.2% compared with \$16.1 million, or \$0.54 per diluted share, for the first quarter of 2010, and a decrease of 3.5% compared with \$20.9 million, or \$0.69 per diluted share, for the fourth quarter of 2010.

For the first quarter of 2011, revenue from customers in the United States was \$30.0 million, or 44.6% of the company's total revenue, and revenue from customers outside the United States was \$37.2 million, or 55.4% of total revenue.

Gross margin was 73.0% for the first quarter of 2011, compared with 73.4% for the first quarter of 2010 and 74.5% for the fourth quarter of 2010. Operating income for the first quarter was \$31.2 million, or 46.4% of revenue. Total cash and cash

equivalents at March 31, 2011 was \$311.8 million, an increase of \$16.3 million for the quarter.

The company expects revenue for the second quarter ending June 30, 2011 to be in the range of \$67.5 million to \$69.5 million and net income to be in the range of \$19.8 million to \$20.6 million, or \$0.64 to \$0.67 per diluted share.

The company hosted a conference call to discuss its financial results. A telephonic replay of the call will be available for one week after the live call by dialling (303) 590-3030 with access code 4430193.

A webcast replay is also available by visiting the Investors page at [www.hittite.com](http://www.hittite.com).

## TriQuint revenues strong with 24% increase

The firm reported quarterly revenues of \$224.3 million, mainly driven by strong demand in the smartphone market.

TriQuint Semiconductor, an RF solutions supplier and technology innovator, has announced its financial results for the quarter ended April 2, 2011.

Financial Results for Q1 2011 & 2010



Commenting on the results for the quarter ended April 2, 2011, Ralph Quinsey, President and Chief Executive Officer, stated, “Driven by strong demand in the smartphone market, we enjoyed 24% revenue growth and 47% growth in non-GAAP earnings year over year in the first quarter. Looking ahead, I expect continued solid traction in mobile devices, strength in high performance optical

amplifiers and good progress in the cable market.”

Revenue for the first quarter of 2011 was \$224.3 million, up 24% from the first quarter of 2010 and down 11% sequentially. Mobile Devices grew 41% year over year while Networks grew 6% year over year.

Gross margin for the first quarter of 2011 was 39.0%, up from 37.9% in the first quarter of 2010 and flat sequentially.

Operating expenses for the first quarter of 2011 were \$67.1 million, or 30% of revenue, up from \$55.3 million in the first quarter of 2010 and \$61.6 million in the previous quarter. Net income for the first quarter of 2011 was \$12.4 million, or \$0.07 per diluted share.

The Company believes second quarter revenue will be between \$230 million and \$240 million. Litigation expense is expected to be approximately \$7 million. Second quarter non-GAAP net income is expected to be between \$0.16 and \$0.18 per share. The Company is 86% booked to the midpoint of revenue guidance.

In the last quarter, TriQuint was awarded by Compound Semiconductor Magazine for its R&D efforts. The company was also recipient of the ZTE Supplier of the Year Award and was recognised by China Electronic News top 10 brand and EE Times Annual Creativity in Electronics finalist for Company of the Year.

Since the end of the last quarter, TriQuint has introduced new single and dual band WLAN Power Amplifiers that augment the Texas Instruments WiLink 6.0 and WiLink 7.0 solutions to support strong market demand for WiFi connectivity. It has also launched three new cable products expanding the transport portfolio.

# Lasers

## Compound Semiconductor Technologies clinches deal with China

With its new laser chips made for use in industrial, communications and defence applications, the firm is set to double its turnover to £5m within the next three years.

Compound Semiconductor Technologies Global Limited (CST), the Scotland-headquartered manufacturer of optoelectronics devices, has secured a six-figure supply agreement with one of China's emerging tele and data communications developers.



The company's recent successes, which sees the High Blantyre-based company develop and manufacture customised laser chips for use in industrial, communications and defence applications, is set to double the company's turnover to £5m within the next three years.

The news comes as CST also reaches a production milestone, with the company having manufactured two million high performance laser chips since acquiring its new manufacturing premises in 2010.

Neil Martin, chief executive officer of CST, said, "We have been making considerable headway in the Chinese market for some time and have now reached a key milestone, which underscores the significant investment we've made in developing our own proprietary modular process technology platforms. This commitment now sees CST firmly

at the forefront of this global market.”

“Chinese companies are increasingly looking to develop their own operations beyond pure manufacturing. Even though these markets have been traditionally high volume low cost, we have achieved considerable success in working with such companies to incorporate their custom-built CST laser technologies into their products.”

“The development of our own modular technology platforms has allowed us to remain both competitive and agile. From a practical perspective, it means we don’t need to go back to R&D team every time a new requirement comes along, which accelerates time to market for our customers.”

The optoelectronics sector is experiencing rapid growth, with significant demand coming from the data and telecommunications sectors.

---

## Jeffrey Sercel Receives Entrepreneur of the Year from NHHTC

Jeffrey Sercel, Founder and CTO of JP Sercel Associates, Inc (JPSA) was selected as a New Hampshire High Technology Council (NHHTC) Entrepreneur of the Year for 2011. Sercel was recognized for the pioneering work of JPSA, which he started in 1994, which has grown into an internationally recognized supplier of laser systems.

The award was based on the Applicant, Type of Business, Current Activity, Innovative Approaches, and Future Plans for the business. Jeffrey Sercel was one of three finalists chosen to present their cutting edge companies in audio/visual presentations to members of the NHHTC and on stage to the public on May 9th, 2011. Sercel is one of only two people to have won the award twice.



After receiving the award, Jeffrey Sercel said, “It’s great to receive this award and be a part of this special event that recognizes the best Entrepreneurs in NH. This award not only symbolizes my dedication and hard work to build JPSA into the company it is today, but the persistence of the entire JPSA team who have made the company a quality manufacturer of laser micromachining products.”

Sercel began his career in 1983 as a laser engineer at the first excimer laser Applications Lab and development facility in North America, Tachisto Inc. After receiving his Bachelor of Science degree in engineering physics from the University of Arizona, he devoted more than 25 years to become an expert in excimer, DPSS and ultrafast industrial laser technology.

---

## Osram laser diode provides precise 3D imaging

The 3D camera by FOTONIC using Osram’s 845nm LD is designed for industrial applications such as gauging fluid levels and grading objects according to size or shape. The light is hardly visible to the human eye, and yet is well within the sensibility range of the camera chip.

A fast laser diode of Osram Opto Semiconductors provides light for the new 3D camera from Swedish manufacturer FOTONIC. The component has been developed specially for 3D cameras like the FOTONIC C70. It facilitates range finding for moving object with good depth resolution at video rate.



**The object and camera for each pixel. Fast and powerful light sources like the new pulsed laser diode of Osram Opto facilitates particularly precise range finding 3D camera FOTONIC C70 produces relief images which yield the distance between**

Osram's new infrared laser diode provides high optical power of about 0.5 W, even when in continuous wave operation. With a wavelength of about 845 nm, the light is hardly visible to the human eye, and yet it is well within the sensibility range of the camera chip.

Three-dimensional cameras superimpose a two-dimensional picture with information on the range and surface profile of an object. Industrial applications for such systems are, for example, the gauging of fluid levels or the grading of objects according to size or shape. Three-dimensional sensors also provide reliable stereoscopic information, e.g. for the control of robot arms.

The FOTONIC C70 camera is based on a CMOS sensor and it makes use of the principle of time-of-flight measurement. A laser diode, which is integrated into the camera, transmits a light pulse which the target reflects back. Each of the 120x160 pixels of the camera chip records the distance to the object by measuring a respective phase shift compared to the emitted light pulse.

The precision of this distance measurement and the range of the sensor increases with the modulating frequency of the light source. Due to their fast switching times of only a few nanoseconds, laser diodes are particularly well suited for this application. The laser diode, developed for this kind of 3D cameras is modulated with 44 MHz. Within the range of 0.1 to 7 m, the camera measures distances with an accuracy of 3 up to 30 mm.

For Osram Opto, it is the first application of a laser diode in a 3D sensor of this type. Rickard Åström of FOTONIC is convinced of the laser's performance and comments, "Together with Osram we've managed to increase the performance of our FOTONIC C70 Camera. We plan to use this component in future generations of our camera."

Jörg Heerlein, marketing manager for pulsed laser diodes at Osram Opto Semiconductors, predicts a growing market for such applications: "In industry,

three-dimensional sensor technology is on the advance. This technology is becoming interesting for the consumer market and also the automobile sector. To name a few applications, it is used for touch screens, or in sensors for accident avoidance systems in automobiles. We therefore designed this new laser diode especially for 3D sensor technology."

The sturdy metal package of the component meets the demands for industrial applications. Osram Opto will present the laser together with the FOTONIC C70 3D camera at the Measurement Fair Sensor+Test 2011 in Nuremberg at the beginning of June.

## Intense unveils QC mini stacks maximising temperature performance

The designs can be produced for standard wavelengths of 808nm and 940nm. Custom wavelengths, including multicolour options are also available.

Intense Ltd., a developer of next generation semiconductor lasers, systems and solutions, has revealed its next generation of Hermes 650W Mini Stacks at Laser World of Photonics in Munich, Hall 1, Booth #400 (IMM Photonics).

The Mini Stack is an ultra-compact QCW stack offering maximum brightness at high operating temperatures. It incorporates new, high power 808nm laser bars designed for extending performance across a broad range of operating temperatures. A high brightness stack, it has an emission area of only 2.8mm x 2.8mm and generates an optical output in excess of 8 kW/cm<sup>2</sup> operating with ~300µs pulses.



Hermes stack

The 650W Mini Stack is designed for handheld DPSS laser systems, which require a reduced footprint/weight ratio, and improved battery life and system performance under harsh conditions.

The Mini Stack has been fully qualified to military standard MIL-STD-810F, including storage temperature cycle (-57°C to 75°C), mechanical shock (>20K shots at 1000G), and more than 250k shots of continuous operation. The design can be produced for standard wavelengths of 808nm and 940nm. Custom wavelengths, including multicolour options, are available on request.

“The Mini Stack offers more than 50% higher optical power density than common 2kW stacks that use standard bar technology,” stated Kevin Laughlin, Chief Commercial Officer, Intense Ltd. “The new bar designs offer improved performance over a wider range of operating temperatures. This, combined with a compact footprint and small emission area, makes the Mini Stack ideal for high power end pumping of DPSS laser sources.”

The standard 650W Mini Stack supports operating temperatures from -40°C to 70°C. The new, high temperature versions of Intense’s QCW bars and stacks, now meet output specifications at operating temperatures as high as 130°C. Power levels and emission areas can be custom designed for OEM requirements.

“The Mini Stack’s ultra compact form factor and high optical power density offer a real opportunity to reduce size and cost,” continued Laughlin. “They can dramatically improve system operating efficiency for solid state laser manufacturers currently using flash lamps or standard diode bar pump technology. As a direct result of our latest development efforts, Intense is now in the position to provide these stacks in combination with a whole new generation of laser bars designed to operate under the most challenging environmental conditions.”

The entire Hermes product line will be on display at Laser World of Photonics, including the QCW bars the provide up to 400W of output power, and the QCW 1kW, 2kW, and 3KW stacks with 1kW, 2kW, and 3kW of output power, respectively. All Hermes bars and stacked arrays incorporate Intense’s patented Quantum Well Intermixing (QWI) technology. This increases the brightness and

reliability of the lasers while dramatically reducing instances of catastrophic optical damage (COMD). These bars and stacks are assembled using AuSn hard solder and designed for a wide range of aerospace, defence and industrial applications.

The Hermes 650W Mini Stacks are available now in both standard and high temperature versions. Pricing is based on quantities ordered. Other wavelengths and configuration, including multicolour options, are available on request.

## Intense introduces next generation InGaAs 793nm lasers

The multi-emitter pump modules deliver up to 20W light output power and are designed to replace existing diode pumped solid-state (DPSS) technology in medical and industrial applications.

Intense Ltd., a developer of next generation semiconductor lasers, systems and solutions, is releasing prototype versions of its next generation Series 8000 InGaAs 793nm High Power Pump Laser Diode Module.

Intense 8000-793 Series



The new multi-emitter pump module delivers 20W of output power from a 105 mm core fibre, 0.15 or 0.22 Numerical Aperture. It is designed to meet



growing demand for laser pumps in the field of eye-safe, Thulium-doped fibre laser systems. The pump module is used in defence and aerospace applications, such as LIDAR and direct infrared countermeasures, and to replace existing diode pumped solid-state (DPSS) technology in medical and industrial applications.

The Series 8000 793nm standard Mini-Fibre Packages (MFP) provide a robust and cost effective solution for applications with power requirements in the 4 to 5W range. The same high power chip technology used in Intense's 793nm MFP's is now available in new multi-emitter packages designed to yield a maximum optical pump power of up to 20W. The building block 4 to 5W laser diodes can also be supplied in free space configuration on C-mount with a FAC-lens, or on isolation sub-mounts.

"Over the years, we have continuously improved our industry leading 793nm laser diode technology," stated Berthold Schmidt, CEO, Intense Ltd. "The multi-emitter modules with the next generation of 793nm chips are an important extension of the 793nm MFP product line that incorporates a single laser diode and yield of about 4.5W fibre coupled output power."

The Series 8000 793nm Pump Laser Diode Module is based on Intense's next generation 793nm single emitter chips, which incorporate improved asymmetric waveguide design with narrow beam divergence and Intense's patented Quantum Well Intermixing (QWI) technology to maximise power and reliability.

The entire Hermes product line will be on display at Laser World of Photonics, including the QCW bars the provide up to 400W of output power, and the QCW 1kW, 2kW, and 3KW stacks with 1kW, 2kW, and 3kW of output power, respectively.

All Hermes bars and stacked arrays incorporate Intense's patented QWI technology. This increases the brightness and reliability of the lasers while dramatically reducing instances of catastrophic optical damage (COMD). These bars and stacks are assembled using AuSn hard solder and designed for a wide range of aerospace, defence and industrial applications.

The Series 8000 793nm Pump Laser Diode Module prototypes are available on a limited basis to key

OEM partners in preparation for a full product launch in 2012.

## Berlin to host compound semiconductor conference

Organised by the Fraunhofer Institute and the VDE Association for Electrical Technologies, Electronic & Information Technologies, the conference will address the future of compound semiconductors in micro electronics and optoelectronics.

On May 23, 2011, Andre Geim, the 2010 winner of the Nobel Prize in Physics, opened the 2011 Compound Semiconductor Week with a plenary lecture on graphene.

Here, some 450 scientists and industry representatives will discuss current research findings in the field of compound semiconductors. An example of one of the key topics of the event is how to improve energy efficiency while increasing data rates in communications systems – often referred to as "Green IT".

The conference took place in Berlin from May 22 to 26. The conference is organised by the Fraunhofer Heinrich Hertz Institute HHI, the Fraunhofer Institute for Applied Solid State Physics IAF, and the VDE Association for Electrical Technologies, Electronic & Information Technologies.

"CSW is the most important international conference for the entire spectrum of compound semiconductors. Here, participants will get an overview of what will become possible in micro electronics and optoelectronics," Oliver Ambacher, ISCS 2011 Conference Chair and head of the Fraunhofer IAF, said.

While silicon is still the most important semiconductor material, today no mobile phone, PC or car would work without additional components used in compound semiconductor technology. Compound semiconductor, in contrast to the elemental semiconductor – like silicon -, consists of at least two different types of atoms.

Compound semiconductors are used for light generation with LEDs, photonics and communications engineering, as well as for

maximum frequency electronics and power electronics. Since 2010, the CSW has combined the two most important conferences on compound semiconductors – the “International Symposium on Compound Semiconductors (ISCS)” and the “International Conference on Indium Phosphide and Related Materials (IPRM)”.

“Berlin is the ideal location for hosting the CSW thanks to its broad-based research activities in this field,” said Norbert Grote, Chairman of this year’s IPRM and head of department at the Fraunhofer HHI. “Some 450 scientists from all over the world will come to Berlin to exchange their knowledge. This gives us the opportunity to further strengthen the location and to promote these issues.”

Fraunhofer HHI and Fraunhofer IAF are both leading research institutes in the field of compound semiconductors. In Berlin, it is not only institutes and universities such as the Fraunhofer HHI, the Ferdinand Braun Institute, the Paul Drude Institut für Festkörperelektronik, the Institut für Kristallzüchtung, Humboldt- und Technische Universität, as well as the Helmholtz Zentrum, which are active in this field, but also companies like the u2t Photonics AG, a spin-off from Fraunhofer HHI. “When making a phone-call in the US, your chances of the optical components involved having been made in Berlin are pretty good,” said Norbert Grote.

---

## VI Systems 850 nm VCSEL transmits record 25 Gbit/s

This milestone proves the applicability of advanced VCSELs for low cost high-speed optical data transmission over 100 metre distances.

Scientists at the Georgia Institute of Technology in Atlanta, GA have demonstrated a plastic optical fibre (POF) data link using a VI Systems ultrahigh-speed 850 nm VCSEL to transmit data at 25 Gbit/s over a distance of 100 metres.

POFs are more typically used at lower data rates from 50 MBit/s to 1 Gbit/s in automotive and home network applications and with light near 650 nm.

The error-free transmission (defined as a bit error ratio  $<10^{-12}$ ) used an 80 µm-diameter core POF and

reached coupling tolerances as high as ~35 µm.

This is another important milestone proving the applicability of advanced VCSELs for low cost high-speed optical data transmission over 100 metre distances.

Optical data transmission of up to 40 Gbit/s has been realised with high speed photodetectors and transimpedance amplifiers by VI Systems. The V40-850C chip is available in a 250 x 250 µm single die size or as 1x4-channel or 1x12-channel chip array.

The target applications are proprietary optical links and active optical cables at 40 Gbit/s and 100 Gbit/s, Fibre Channel at 14 Gbit/s and 28 Gbit/s, and Infiniband FDR (14 Gbit/s) and EDR (26 Gbit/s) applications.

Product samples are available now.

---

## Oclaro introduces new high-power laser diodes

Designed for the materials processing market, the new parts are ideal for DPSS pumping and direct diode applications. They include 60W at 880nm and 120W at 910 to 1070nm, both on a passive cooler.

Oclaro, a provider of optical communications and laser products, has further strengthened two of its leading high-power laser diode product families by delivering next generation parts that feature improved performance, reliability and industry-leading cost competitiveness.

The new parts are ideal for DPSS pumping and direct diode applications and include 60W at 880nm as well as 120W at 910 to 1070nm, both on a passive cooler, and will be showcased at LASER World of PHOTONICS in Munich this week in the Oclaro booth #469, Hall C1 in the New Munich Trade Fair Centre.

“Oclaro has the technology, packaging and manufacturing expertise to continually drive innovations in power and efficiency for our existing product families,” said Bernd Meyer, Leader, High Power Laser Business for Oclaro. “We are now expanding the capabilities of our OPC family by

delivering higher performance across a wider wavelength range and brightness — and we've also developed a new family member for the BPM/BLM mini-cooler series that represents the smallest footprint and highest CW power level of any competitive solution.”

The new BLM component, the BLM9xx/10xx is claimed to represent the industry's smallest footprint and highest power conductively cooled product. This laser diode delivers up to 120W at the 910 to 1070nm wavelength range and replaces micro-channel coolers in horizontal configurations for DPSS pumping and direct diode applications.

To ensure easy integration, the new BLM9xx/10xx replaces soldering or wire bonding with mechanical electrical connection and mounting.

The OPC880, the new OPC family member is a 60W CW low filling factor bar at the 875nm to 890nm wavelength range and will be used in Oclaro's own Prosario collimated modules, fibre coupled packages and will also be available as a passively cooled bar to Oclaro customers. By expanding the wavelength range of the existing OPC family, the new OPC880 enables Oclaro to enter the new and growing 880nm neodymium-YAG and neodymium-vanadate pumping market.

## Researchers conjure up nanocavity super efficient laser


The GaAs/InAs laser is suited to optical communication systems and could herald a new era in low-energy data interconnects that communicate with light as well as electrons.

In the push towards ever-smaller and ever-faster data transmission technology, a team of Stanford electrical engineers has produced a nanoscale laser that they claim is much faster and vastly more energy efficient than anything available today.

To the Silicon Valley mantra of “faster, smaller” semiconductors, you can now add “more efficient.” The electrical data interconnections inside the computers of America's massive datacentres consume huge amounts of electricity, and there

is a technological drive afoot to reduce that consumption.

To that end, Stanford researchers have unveiled a tiny, highly efficient semiconductor laser that could herald a new era in low-energy data interconnects that communicate with light as well as electrons.



***The wafer's holes 'act like a hall of mirrors to reflect photons back toward the center of the laser,' said Jelena Vuckovic, an associate professor of electrical engineering. (Courtesy of Jelena Vuckovic : Wafer with holes)***

“Today's electrical data transmission circuits require a lot of energy to transmit a bit of information and are, relatively speaking, slow,” said Jelena Vuckovic, an associate professor of electrical engineering at Stanford working on the new generation of nanoscale lasers.

She and her team, including Stanford graduate students Bryan Ellis and Gary Shambat, in collaboration with the research groups of James Harris at Stanford and Eugene Haller at the University of California-Berkeley, introduced their laser in a paper just published in *Nature Photonics*.

Vuckovic is working on a type of data transmitter known as a photonic-crystal laser. These lasers are particularly promising, not just for their speed and size, but because they operate at low thresholds and don't use much energy.

“We've produced a nanoscale optical data transmitter, a laser that uses 1,000 times less energy and is 10 times faster than the very best laser technologies in commercial use today,” said the professor. “Better yet, we believe we can

improve upon those numbers.”

While others have created low-threshold lasers, Vuckovic said, the most promising have required a second laser to inject them with the energy they need to work, known as “pumping”, hardly an ideal solution.

“We really needed a laser pumped with electricity, not light,” she said. The only available electrically pumped photonic-crystal laser was inefficient and difficult to fabricate, making it commercially impractical. Now, for the first time, Vuckovic says they have demonstrated an electrically pumped laser that is both easy to manufacture and delivers dramatically reduced energy consumption.

To create the laser, the researchers use MBE to grow GaAs layers on a GaAs substrate and intermix the layers with three thin layers of InAs. A cross-section reveals that the InAs appears as quantum dots within the wafer.

When done, the wafer resembles a nanophotonic deck of cards, a mere 220 nm thick.

Next, the engineers “dope” two discrete areas on top of the wafer with ions. On one side, the researchers seed ions of silicon, and on the other they implant ions of beryllium.

These two regions are faintly visible on the surface, widening toward each other, approaching but never quite meeting at the centre of the wafer. These ion-infused regions help focus the current flow to a very precise area at the core of the wafer where light is emitted, improving the performance of the laser.

Finally, with the basic wafer fabricated, the researchers have yet one more trick up their engineering sleeves. They finish by etching a precise honeycomb pattern of circular holes through the wafer.

The size and positioning of these holes is critical to the success of the laser. If the holes are too small or too large, spaced too closely or too far apart, the laser will not perform optimally and in some cases, it won't perform at all.

“These holes are almost perfectly round with smooth interior walls and are very important to the laser's function. They act like a hall of mirrors to

reflect photons back toward the centre of the laser,” said Vuckovic.

Here, in the heart of the wafer, the photons are concentrated and amplified into a tiny ball of light, a laser which can be modulated up to 100 billion times per second, 10 times the best data transmitters now in use. Thus the light becomes binary data – light on, 1; light off, 0.

At one end of a semiconductor circuit is a laser transmitter beaming out 1s and 0s as blasts of light. At the other end is a receiver that turns those blasts of light back into electrical impulses. All that is needed is a way to connect the two.

To do this, the researchers heat and stretch a thin fibreoptic filament, hundreds of times thinner than a human hair. The light from the laser travels along the fibre to the next junction in the circuit.

All this happens in a layer so thin hundreds of these nanophotonic transmitters could be arranged on a single layer, and many layers could then be stacked into a single chip.

Before Vuckovic's laser interconnect becomes commonplace, however, certain questions will need to be resolved. The new laser operates at relatively cold temperatures, 150 degrees Kelvin and below – about 190 degrees below zero Fahrenheit – but Vuckovic is confident and pressing forward.

“With improvements in processing,” she said, “we can produce a laser that operates at room temperature while maintaining energy efficiency at about 1,000 times less than today's commercial technologies. We can see a light on the horizon.”

Kovic's engineering research was made possible by funding from Stanford Graduate Fellowships, the Interconnect Focus Centre and the Air Force Office of Scientific Research.

Further details of this work have been published in the paper “Ultralow-threshold electrically pumped quantum-dot photonic-crystal nanocavity laser” by Bryan Ellis *et al*, in *Nature Photonics* 5, 297– 300, (2011). doi:10.1038/nphoton.2011.51

## VCSEL slashes power consumption in atomic clock

The GaAs based VCSEL operating at a wavelength of 894 nm operates at only 2 mW, and consumes over a thousand times less power than the conventional light source used in atomic clocks, a rubidium-based atomic vapour lamp.

A matchbook-sized atomic clock 100 times smaller than its commercial predecessors has been created by a team of researchers at Symmetricom Inc. Draper Laboratory and Sandia National Laboratories.

The portable Chip Scale Atomic Clock (CSAC), only about 1.5 inches on a side and less than a half-inch in depth, also requires 100 times less power than its predecessors; instead of 10 W, it uses only 100 mW.

“It’s the difference between lugging around a device powered by a car battery and one powered by two AA batteries,” said Sandia lead investigator Darwin Serkland.



**Darwin Serkland measures the wavelength of the VCSEL. The image on the monitor (left) shows a bright circle of light emitted from a 894 nm VCSEL needed to drive the atomic clock. The objects that look like black baseball bats are tiny wire needles carrying milliampere currents. The round white plastic containers on Serkland’s workbench each contain about 5,000 VCSELs fabricated from one-quarter of a 3-inch diameter GaAs wafer. Each wafer is designed differently to yield a unique type of laser. (Photo by Randy Motoya)**

Despite common implications of the word “atomic,” the clock does not use radioactivity as an energy source. Instead, where an old-fashioned alarm clock uses a spring-powered series of gears to tick off seconds, a CSAC counts the frequency of electromagnetic waves emitted by caesium atoms struck by a tiny laser beam to determine the passage of time.

The clock is suited for use by miners far underground or divers engaged in deep-sea explorations, who would normally not receive GPS signals which are blocked by natural barriers. It enables them to plan precise operations with remote colleagues who also have atomic clocks, because their timing would deviate from each other by less than one millionth of a second in a day.

A CSAC timekeeper would also be invaluable to experts using electromagnetic interference to prevent telephone signals from detonating improvised explosive devices, or IEDs. Again, where GPS signals were blocked, a CSAC timekeeper would still function.

On a nationwide scale, relay stations for cross-country phone and data lines, which routinely break up messages into packets of information and send them by a variety of routes before reconstituting them correctly at the end of their voyages, would continue functioning during GPS outages.

The clock’s many uses, both military and commercial, are why the Defence Advanced Research Projects Agency (DARPA) funded the work from 2001 until the CSA Clock hit the commercial market in January.

“Because few DARPA technologies make it to full industrial commercialisation for dual-use applications, this is a very big deal,” said Gil Herrera, director of Sandia’s Microsystems and Engineering Sciences Application (MESA) centre. “CSAC now is a product with a data sheet and a price.”

Caesium atoms are housed in a container the size of a grain of rice developed by Cambridge, Mass.-based Draper Lab. The caesium atoms are interrogated by a light beam from a VCSEL, contributed by Sandia. Symmetricom, a leading atomic clock manufacturer, designed the electronic circuits and assembled the components into a

complete functioning clock at its Beverly, Mass., location.

“The work between the three organisations was never ‘thrown over the wall,’” said Sandia manager Charles Sullivan, using an expression that has come to mean complete separation of effort. “There was tight integration from beginning to end of the project.”

Nevertheless, the reduced power consumption that was key to creating the smaller unit required, in addition to a completely new architecture, a VCSEL rather than the previous tool of choice, a rubidium-based atomic vapour lamp.

“It took a few watts to excite the rubidium lamp into a plasma-like state,” Serkland said. “Use of the VCSEL reduced that power consumption by more than a thousand times to just two milliwatts.” Serkland’s success in attaining this huge power reduction caused some in the clock business to refer to him as “the VCSEL wizard.”

The way the clock keeps time may best be imagined by considering two tuning forks. If the forks vary only slightly in size, a series of regular beats are produced when both forks vibrate. The same principle works in the new clock.

The VCSEL, in addition to being efficient, inexpensive, stable and low-power, is able to produce a very fine, single-frequency beam. The laser frequency, at 335 THz (894.6 nms), is midway between two hyperfine emission levels of the caesium atom, separated in terms of energy like the two differently sized tuning forks.

One level is 4.6 GHz above and the other 4.6 GHz below the laser frequency. (Hyperfine lines are the energy signatures of atoms.) A tiny microwave generator sends an oscillating frequency that alternates adding and subtracting energy from the incoming laser carrier frequency. Thus, the laser’s single beam produces two waves at both hyperfine emission energies. When they interact, the emitted waves produce (like two tuning forks of different sizes) a series of ‘beats’ through a process known as interference.

A photodiode monitors the slight increase in light transmission through the caesium vapour cell when the microwave oscillator is tuned to resonance.

According to the international definition of the second (since 1967) the clock indicates that one second has elapsed after counting exactly 4,596,315,885 cycles (nearly 4.6 gigacycles) of the microwave oscillator signal.

Because magnetism has an influence on caesium atoms, they are shielded from Earth’s magnetic field by two layers of steel sheathing.

While this sounds cumbersome, atomic clocks are simpler to maintain than timepieces of a century ago, when a pendulum clock in Paris was the source of the world’s exact time. Kept in a room that was temperature- and humidity-controlled, not only would a change of one degree affect the pendulum’s swing, but the difficulty of bringing accurate time to the U.S. was extreme: one synchronised a portable clock in Paris and then had to transport it across the ocean by ship, during which time the mechanical clock would inevitably drift from the time of the Paris clock.

Sandia is developing a follow-on technology for DARPA: a trapped-ion-based clock. It will improve timing accuracy at similar size, weight and power to the CSAC. Researchers are currently working on the first compact prototype.

---

## Oclaro incomes bomb in latest quarter

The firm has reported operating losses of \$6.2 million and net losses of \$9.4 million for its latest quarter ended 2 April 2011.

Oclaro, a provider of innovative optical communications and laser solutions, has announced the financial results for its third quarter of fiscal year 2011, which ended April 2, 2011.



“Oclaro has continued to invest in its new product pipeline while certain telecom customers have experienced a short-term inventory correction,” said Alain Couder, president and CEO of Oclaro.

“We expect the slowdown to continue through our upcoming fiscal fourth quarter. Our planned new products are expected to provide revenue growth and gross margin traction in the second half of the calendar year. We also remain confident in the second half because of the continued strong demand for broadband in the core optical market, and the increasing reliance on optical functionality throughout the network.”

Revenues for Q3 FY 2011 were \$116.6 million for the third quarter of fiscal 2011, compared to \$120.3 million in the second quarter of fiscal 2011. GAAP gross margin was 25% for the third quarter of fiscal 2011, compared to 30% in the second quarter of fiscal 2011.

GAAP operating loss was \$6.2 million for the third quarter of fiscal 2011, compared to GAAP operating income of \$1.6 million in the second quarter of fiscal 2011.

Adjusted EBITDA was \$1.1 million for the third quarter of fiscal 2011, compared to \$10.1 million in the second quarter of fiscal 2011. GAAP net loss for the third quarter of fiscal 2011 was \$9.4 million, compared to net loss of \$0.2 million in the second quarter of fiscal 2011.

Cash, cash equivalents and restricted cash were \$75.7 million as of April 2, 2011 compared to \$78.1 million as of January 2, 2011.

For the fourth quarter of fiscal 2011, which ends July 2, 2011, Oclaro expects revenues in the range

of \$105 million to \$115 million and adjusted EBITDA in the range of negative \$6.5 million to negative \$1.5 million.

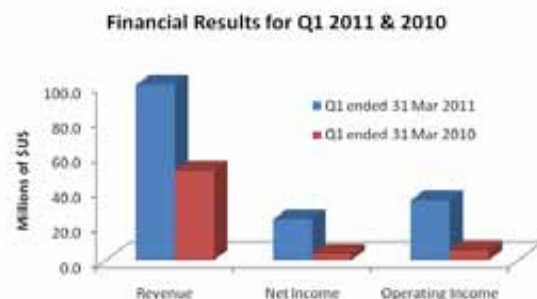
Oclaro held a conference call to discuss financial results for the third quarter of fiscal 2011. The replay may be accessed by dialling (858) 384-5517

The passcode for the replay is 4429507. A webcast of this call will also be available in the investors section of Oclaro’s website at [www.oclaro.com](http://www.oclaro.com).

## IPG quarterly revenues rocket by 95%

The firm has reported strong quarterly sales of \$100, much of it thanks to high demand for high power and pulsed lasers.

IPG Photonics Corporation has reported financial results for the first quarter of 2011 ended March 31, 2011.



“IPG’s growth momentum continued through the first quarter of 2011,” said Valentin Gapontsev, IPG Photonics’ Chief Executive Officer. “This was another outstanding quarter of revenue growth as sales increased 95% to \$100 million. Although growth is compared to the first quarter of 2010 when we were still feeling the effects of the global economic downturn, demand was strong in what is typically a seasonally slow quarter. We reported year-over-year sales increases in all geographies and product lines. We also achieved gross margins of 54% and grew earnings per diluted share to \$0.47 from \$0.07 in the first quarter of 2010.”

“Sales for materials processing applications were up more than 100% year over year, driven primarily by purchases for marking, welding and

cutting,” continued Gapontsev. “Demand for high power and pulsed lasers continued to drive our product sales. Also, the growing number of OEM customers contributed to the sales increase in materials processing. Advanced applications and telecom sales were up 76% and 73%, respectively, and medical increased by 10% from last year. Geographically, sales increased in every region, with China and Europe the strongest performers with sales up 234% and 120%, respectively.”

“IPG generated \$13.8 million in cash from operations and ended the quarter with \$160.6 million in cash, an increase of \$12.8 million sequentially,” said Gapontsev. “Capital expenditures for the first quarter of 2011 totalled \$11.3 million as we invested in additional capacity, application development and sales facilities abroad.”

### Business Outlook and Financial Guidance

“IPG’s order flow remains strong,” said Gapontsev. “It has become clear that our fiber lasers are now well accepted in many applications, especially in materials processing, as potential customers recognize our brand and the value our products provide. In addition, we are seeing customers, especially OEMs, order products in significantly greater quantities. Given the leverage in our business model, our sales performance should result in impressive profitability for the year.”

IPG Photonics expects revenues in the range of \$102 million to \$110 million for the second quarter of 2011. The Company anticipates earnings per diluted share in the range of \$0.50 to \$0.59 based on 48,690,000 common shares, which includes 47,099,000 basic common shares outstanding and 1,591,000 potentially dilutive options at March 31, 2011.

---

## Daylight to throw light on expanded Aries mid-IR lasers

Daylight Solutions, a manufacturer of advanced molecular detection, spectroscopic, and high-power illumination solutions based on quantum cascade and other technologies, has expanded its Aries Series of high-power, multi-wavelength mid-IR lasers.

Earlier this year Daylight introduced the first in the product line, the Aries-100 air-cooled 2 W laser. The Aries commercial product line has now been expanded to include the Aries-200, -400, and -700 products.



The modularity of the Aries family of products can now provide the end user with customisable performance in wavelength and power. Our customers can now choose to populate one, two, four, or seven laser “sockets” with any wavelength and power that Daylight offers. Populating all seven sockets in the Aries-700 can provide over 10 W of cw, air-cooled mid-IR laser power.



“The flexibility and performance of the Aries product family is beyond anything available on the market to date,” says Michael Radunsky, Product Marketing Manager for Daylight Solutions’ scientific products. “These turn-key systems can be configured for high power at a single wavelength or to deliver up to seven different wavelengths simultaneously and collinearly.”

The Aries-100 is CDRH approved and is ready for lab use. The higher models in the series are OEM laser systems that are ready for integration. Radunsky continues, “The SPIE Defence, Security, and Sensing Symposia and Exhibition is an excellent venue for the announcement of this new product line, as the Aries series serves this community well. These lasers are already finding applications in stand-off detection, free space



communication, infrared countermeasures, thermal imaging, and scene generation.”

Wavelengths ranging from 2 to 13  $\mu\text{m}$  are available in the Aries products. The higher models in the series are also highly ruggedized. Standard performance includes operation within an ambient temperature range of 15 to 40 °C. However, they can also be specified to operate over a much wider range of operating temperatures, ranging from -40 to +70 °C.

Aries has also been tested for shake and vibration resistance. Optical fibre delivery is also available as an option. “Releasing an additional three models simultaneously for the Aries series is a good accomplishment for our team,” states Paul Larson, President of Daylight Solutions. “The flexibility of these models enable applications in multiple markets.”

## Solar

### First Solar reaches 4 GW manufacturing milestone

The firm's has so far produced enough cadmium telluride solar modules to power almost 2 million households with electricity. The firm has also started manufacturing modules in Germany ahead of schedule.

First Solar says it has manufactured 4 GW of thin-film photovoltaic CdTe solar modules since beginning commercial production in 2002.

A 4GW generation capacity is enough solar electricity to power around two million households, displacing more than 2.5 million metric tons of CO<sub>2</sub> emissions a year--the equivalent of taking 500,000 cars off the road.

The company also announced that its second factory at Frankfurt an der Oder, Germany, has begun producing solar modules one month ahead of schedule. The four new production lines are still expected to ramp to full production during the third

quarter of 2011, bringing annual capacity at the two Frankfurt factories to more than 500 MW.

First Solar, which is one of the world's leading producers of PV solar modules, also has manufacturing sites in Perrysburg, Ohio and Kulim, Malaysia, as well as new plants under construction in Mesa, Arizona and Vietnam. It recently completed the production ramp of its two newest plants in Malaysia.

### First Solar CdTe PV modules receive UK MCS certification

The firm's cadmium telluride series 3 modules comply with the MCS rigorous international standards to ensure that end-customers in the UK have assurance of excellent quality.

First Solar has confirmed that its innovative, thin-film solar photovoltaic (PV) modules have received accreditation under the U.K. Microgeneration Certification Scheme (MCS), opening the door to the use of its modules in systems that benefit from the United Kingdom's feed-in tariff.

The MCS accreditation is an internationally recognised quality assurance scheme which validates the quality and reliability of approved products that satisfy rigorous standards. Product certification involves type testing of products and an assessment of the manufacturing processes, materials, procedures, and staff training.

“The MCS is a key prerequisite to serving the U.K. market,” said TK Kallenbach, head of First Solar's Components Business Group. “Installers and products that carry the MCS mark provide end-customers with assurance that their PV systems comply with rigorous international standards.”

The MCS accreditation applies to First Solar's Series 3 CdTe modules FS-370 to FS-385.

## Solyndra installs its largest ever installation for Delhaize

The 3MW system for the supermarket based in Belgium consists of over 17,000 copper indium gallium diselenide (CIGS) solar modules covering 34,000 square metres of roof space.

Solyndra International AG, a manufacturer of CIGS cylindrical photovoltaic (PV) systems for commercial rooftops, has completed a 3MW rooftop solar system of a Delhaize distribution centre in Zellik, a Belgian suburb.



***World's largest Solyndra installation to-date, a 3MW Delhaize warehouse rooftop in Belgium. More than 17,000 Solyndra panels were used in the installation***

The project was completed by solar integrator U|S|E AG, a Solyndra Platinum Solution Provider based in Reutlingen, Germany, with its Belgium subsidiary Enerdeal. Delhaize, an international supermarket chain with over 2,800 stores worldwide, and 805 stores in Belgium and Luxembourg, is a winner of the Platinum Leadership in Energy and Environmental Design certification from the U.S. Green Building Council. The Belgian multi-national has committed to reducing its CO2 emissions by 20% by 2020, and rooftop solar is a part of its strategy.

"Having worked with Solyndra on previous installations, the choice of supplier was an easy one," said Denis Knoops, Senior Vice President Business & Concept Development & New Business Opportunities of Delhaize Belgium. "The innovative panel design allows us to maximise the installed capacity, reducing our CO2 emissions by 600 tons annually on these distribution centre roofs alone. We have a strong commitment to achieving

environmental goals, and Solyndra ensures those goals become a reality."

Non-recourse financing included assistance from the Export-Import Bank of the United States (Ex-Im Bank) and KBC Bank NV. KBC provided lower-cost, non-recourse project financing with the loan guaranteed by Ex-Im Bank under its Renewable Express program. Ex-Im's streamlined Renewable Express process for rooftop PV financings resulted in approval for the Delhaize project in just a few weeks.

The Zellik installation consists of more than 17,000 Solyndra CIGS solar modules covering 34,000 square metres of roof space and generates an annual yield of approximately 2,400 MWh, enough to power more than 700 households.

"We are very happy with the outcome of this project that was completed hand-in-hand with Solyndra," said Arnold Berens, CEO of U|S|E. "Their simple, non-penetrating, flat-mounting system allows for the maximum level of roof coverage. This helps companies like ours carry out quick and simple installations, reducing costs while maximising yields per square metre - a solution that keeps both building owners and their insurers happy."

Timothy Kim, in the Renewable Energy and Environmental Finance group of Ex-Im Bank said, "The Delhaize project represents a significant milestone for Ex-Im Bank and its Renewable Express Program. Ultimately, this deal demonstrates Ex-Im Bank's commitment to U.S. exporters such as Solyndra, as well as to foreign companies that wish to purchase high quality U.S. goods. Ex-Im Bank thanks Solyndra and KBC Bank for their dedication and support, a strong collaborative effort which drove this deal to the finish line."

"I want to thank the Export-Import Bank of the U.S. for its constructive role in delivering the guarantees for this transaction," said Dirk Mampaey, senior general manager, KBC Corporate Banking. "I am confident that our 'KBC Renewable Energy Team' will be able to leverage the additional acquired know-how and experience from this particular project in future renewable energy investment projects to the benefit of Solyndra and other U.S. exporters."

Supermarkets and distribution centres are typically some of today's largest flat-roofed commercial buildings, making them ideal for the installation of solar panels. Solyndra's innovative solar module design allows the panels to be oriented in any direction with minimal effect on the levels of generated energy.

Using CIGS and thin film technology, the modules generate electricity from direct, diffuse and reflected sunlight. USE added a white Sure-Weld thermoplastic polyolefin roof membrane from Carlisle SynTec to simultaneously maximise reflected light capture and further reduce costs through building cooling.

"We are very happy to be able to help Delhaize to realise the economic and environmental potential of their rooftops," comments Clemens Jargon, Solyndra's president of EMEA. "This installation bears testimony to our desire and ability to engage with large scale distributed energy projects at a time when more and more corporations are seeing the hidden value in their fixed rooftop assets. Solyndra technology allows them to meet their environmental goals and delivers great results to their bottom line."

## Franzen to use Odersun CIS integrated solar façades

The two firms will use their combined experience to expand the use of photovoltaics in façade construction and solar installation.

Odersun, a manufacturer of customer specific CIS solar modules and the FranzenGroup, planner and constructor of façade and solar systems, will be cooperating in the sector of integrated building photovoltaics.

Together, they are to further promote the integration of solar components in curtain wall type, rear-ventilated façades. Franzen Ingenieur- und Montagebau GmbH offers comprehensive consulting services for the planning of solar-integrated façades as early as in the planning and design phase. Architects, specialist planners and builders are accompanied from design through to implementation of modern, energy-efficient photovoltaic façades. Odersun manufactures made to order CIS modules used in existing

façade systems as well as according to individual specifications.

"Franzen combines, when it comes to the handling of our new types of solar components, a decisive, and until now rare, combination of skills, namely experience in façade construction and in the design of solar systems"

The FranzenGroup works in the field of open system curtain wall façades and has the necessary cross-discipline know-how to meet the challenge of integrating photovoltaics in building façades. With over 40 years in the façade business and long-term involvement in the solar sector, Franzen combines, under one roof, all the necessary skills for both aesthetic and functional installation and layout of fully integrated façade systems. Unnecessary interfaces with other trades are no longer applicable.

"Franzen combines, when it comes to the handling of our new types of solar components, a decisive, and until now rare, combination of skills, namely experience in façade construction and in the design of solar systems," explains Hein van der Zeeuw, CEO of Odersun AG. "The constructional and artistic integration of solar in buildings can only be successful when the necessary systems and the decisive experience and competence in planning and installation are combined with suitable materials."

The cooperation between Odersun and Franzen forms another important link in the chain between manufacturer, system supplier and planning and installation.

"As a classical installation company, we were one of the first businesses to turn to the integrated use of solar energy in buildings. It was clear to us that there was a dynamic movement toward the incorporation of new technologies for sustainable energy supply within the building, a movement for which we wanted to be prepared," says Dipl.-Ing. Jürgen Krämer, a managing director at FranzenGroup.

"We have more than 40 years experience in installation and have been active in the solar sector since 2005. With the new components from Odersun, we can now combine both skills and offer solar façades, which also meet the requirements of

aesthetic integration.”

---

## PowerFLEX thin-film module is awarded IEC and UL certifications

The Most Efficient Flexible Solar Module

The flexible module PowerFLEX BIPV from Global Solar Energy, a provider of flexible thin-film solar cells based on CIGS technology, has been awarded the IEC 61730 and 61646 as well as UL 1703 certifications.

The flexible thin-film module fulfils the strict requirements of safety, reliability and durability set by two independent test laboratories, the International Electrotechnical Commission (IEC) and Underwriters Laboratories (UL).

Its low weight of just 3.5 kg/m<sup>2</sup> of module area makes the PowerFLEX BIPV particularly suited for industrial flat roofs, which are often not strong enough to bear the weight of thick-film photovoltaic installations. With 12.6% efficiency in relation to the aperture area, the solar module is the most efficient flexible module in the market to date.

The successful certification confirms that the flexible thin-film modules from Global Solar Energy are able to guarantee safe electric and mechanical operation for the duration of their entire expected lifetime, and that they are suitable for permanent open-air use. They also meet the requirements of the Prototype Building Regulation (MBO) laid down by the Conference of Ministers of Construction, a working group for urban development, construction and housing of the responsible Ministers and Senators from the 16 German Federal States.

“The UL and IEC certifications represent another milestone in the rapid development of Global Solar Energy. We are already planning several installations in the US and Europe,” explains Jeff Britt, President and Chief Executive Officer of the US company with a German subsidiary in Berlin-Adlershof.

“Due to its high efficiency and low volume of materials, the new module can be offered at an

extremely competitive price, which will help property owners to reach a quick return on their investment and achieve profitability.”

The PowerFLEX module is rolled onto and adhered to the roof membrane, requiring no mounting hardware. The roof membrane is not perforated, and no additional wind load is created. The look of the building is not altered. The PowerFLEX module has a large format (5.75m x 0.5m) and a high power density (300W). It is around 50% more efficient than flexible silicone solar cells.

---

## OPEL Solar to propose name change to OPEL Technologies

The name change should provide more focus and a clear framework for the two distinct divisions of the Company. OPEL Solar has its HCPV and solar tracker technologies, and ODIS possesses the GaAs POET technology.

OPEL Solar International has announced that proxy materials were recently mailed to shareholders with respect to the Annual and Special Meeting of shareholders to be held in Toronto on June 21, 2011 (the Meeting”) and PDF copies of the said material has been filed on SEDAR ([www.sedar.com](http://www.sedar.com)).

In addition to the usual matters to be determined at the Meeting, including the appointment of auditors and election of directors, shareholders will be asked to consider a special resolution authorizing, subject to regulatory approval, the proposed change in the name of the Company to ‘OPEL Technologies Inc.’

The Name Change provides more focus and a clear framework for the two distinct divisions of the Company. OPEL Solar has its HCPV and solar tracker technologies, and ODIS has the extraordinary GaAs POET technology. With each division having such significant technologies in their own right, the Company and its shareholders are best served to take a name that is more descriptive to encompass the broadening universe that is OPEL today.

Shareholders will also be asked, at the meeting, to approve Amendments to the Company’s Stock

Option Plan in order to increase the Number of Shares Reserved for Issuances under the Option Plan.

The Directors have approved these matters, as they believe they are in the best interests of the shareholders. Management's focus is on its efforts to grow the Company to its next level of success, to build on the strong foundation already in place, to provide increased brand recognition and to increase investor awareness, which should eventually yield added shareholder value. The Company's business outlook continues to be extremely positive, and shareholders will be presented with an update on the Company at the Meeting.

## Sofradir's MCT detectors to power Sentinel-5-Precursor space mission

Over the last 12 years, Sofradir has optimised the design of the focal plane array (FPA) used in its detectors and is presently offering two versions of packaging, one with an active cooler and one with passive cooling in the satellite.

Sofradir, a developer and manufacturer of advanced infrared detectors for military, space and industrial applications, has been awarded the contract to provide shortwave infrared (SWIR) arrays for the TROPOMI/S5 - (Sentinel 5 Precursor) mission, as part of the Global Monitoring for Environment and Security (GMES) space initiative. GMES is a joint undertaking of the European Commission and the European Space Agency (ESA).

Under the contract, Sofradir will deliver to SSTL (UK), a worldwide supplier of satellite and space equipment, off-the-shelf 1000x256 SWIR arrays, based on its MCT/HgCdTe technology. Selecting an off-the-shelf model that has proven its performance and reliability has eliminated the need for Sofradir to go through a preliminary design phase, which can involve extensive screening and qualification. This translates into an 18-month saving in delivery time of the flight models. As a result, all deliveries will be completed within 24 months.

"This new contract shows that Sofradir has the right infrared products for the space community," said

Philippe Bensussan, chairman and CEO at Sofradir. "Repeat orders of our off-the-shelf space-qualified MCT detectors allow us to offer IR products to our space customers at affordable prices with short lead times and minimal risk."

The Sentinel-5-Precursor mission, scheduled for launch in 2014, is intended to fill a time gap between Envisat, an earlier generation of earth observation satellites for climate and environment monitoring, and Sentinel 5, which will be on-board the Post-EPS satellite scheduled for launch around 2019.

ESA funded the original development of the 1000x256 SWIR array for the Spectra mission in 1999. Since then, Sofradir has optimised the design of the focal plane array (FPA) and is presently offering two versions of packaging. One has the FPA integrated in a dewar with an active cooler. The second has the FPA in a hermetic package without cooling system, to be implemented with passive cooling in the satellite.

The SWIR with hermetic package without cooling system was selected because it offered some major advantages in reliability and power consumption. Unlike an active cooler that has moving mechanical parts that can shorten the overall life of the detector, passive cooling significantly increases reliability as it is dependent on the FPA only.

Sofradir FPAs are known for their outstanding reliability in harsh environments. For example, Sofradir IR detectors aboard the spaceborne observation satellite Helios IIA have been operating continuously since the 2004 launch. The fully hermetic package with optimised thermal interface minimises the cooling requirement. Other technological advances at Sofradir have enabled it to produce SWIR detectors that exhibit very high performance at relatively high temperatures (140K, -133°C), which means that they also consume less power.

Sofradir is increasingly being selected to participate in satellite and space missions for earth mapping, environment and disaster monitoring, meteorology and planet exploration. Its MCT IR detectors are in orbit in French military earth observation satellites, Helios IIA and IIB. Sofradir's IR detectors are also being used on ESA's Venus Express satellite (launched in 2005) and the French MoD SPIRALE

satellites.

All of the detectors are still exhibiting nominal performance. Other space activities include the Japanese space agency (JAXA) SGLI/G-COM (Second Generation GLI/Global Change Observation Mission), where Sofradir's IR detectors are in Flight Model Phase.

In 2010, Sofradir delivered 26 detectors for space programs. Development teams at Sofradir are also working on a 1000x1000 SWIR array partially funded by ESA. This detector has been earmarked as a candidate for several ESA-led projects in the future.

---

## CIGS to emerge as the major technology by 2020

Despite caution in the overall PV industry, the thin film market is expected to experience an overwhelming growth in coming years with CIGS coming out on top in the next 9 years.

Reportlinker.com is now marketing the report, "Thin - Film Photovoltaic (PV) Cells Market Analysis to 2020 - CIGS (Copper Indium Gallium Diselenide) to Emerge as the Major Technology by 2020."

The report provides key data, information and analysis on the current status and future outlook of Global Thin film industry. The global thin film PV market, despite caution in the overall PV industry, is expected to experience an overwhelming growth in coming years.

By 2020, the industry is set to transform itself to become the face of Solar PV industry. The study also addresses thin-film module production, production capacity, and competition among the industry players (as per technologies) along with the focus on development of emerging technologies in the thin film arena.

The report entails comprehensive analysis of top 5 countries. The strongest growth for thin film is anticipated to be in Europe and the US in the short to medium term. Asian countries like China, Japan, and India are also expected to speed up their escalation in the medium term. Germany however will remain strongest and the most important market

for thin film PV industry.


---

## Ruukki first to offer fully-integrated CIGS solar panel facade

The firm says that its solar power system is unique because it is fully integrated into the facade of the building, both functionally and visually

Ruukki says it is the first company to have developed a photovoltaic system that has been fully integrated into a facade to convert sun rays into energy. The solar power system does not depend on the sun's warmth, only its radiation. The electricity generated is used either to meet the building's own needs or is fed into the electric grid.

The PV modules are based on CIGS thin-film technology, commonly used in solar cells.



The solar panel facade has been designed for application in buildings of a high architectural standard that comply with increasingly stricter environmental regulations. Developed and patented by Ruukki, the system is fully integrated into the facade and is the most cost-effective way on the market to make a fully-glazed facade that generates energy from the sun.

The system enables power to be produced even in areas with no direct sun rays since the technology can also utilise sun rays in cloudy weather. In snowy areas and next to water, the system increases output from reflected rays.

"The solar panel facade is Ruukki's response to the need to produce energy from renewable energy sources. The main message of the product is sustainable development and ecology, which are combined with Ruukki's newest technological

innovations and the latest technology available,” says Jouni Metsamaki, SVP, Building Components, at Ruukki.

In the facade of an average-sized office building in Finland, for example, Ruukki’s solar panel facade can produce 18,000 kWh of electricity a year. This is enough to meet the annual needs of a medium-sized, electrically-heated small-family home. Output and capacity can easily be increased according to the area available and capacity requirement.

“The unique concept in Ruukki’s solar power system is that it is fully integrated into the facade of the building, both functionally and visually. The almost completely black fully-glazed facade enables solutions of a high architectural standard,” says architect Laura Paunila at Ruukki. No visible fastenings have been used and thanks to their even colouring, the PV modules based on thin-film technology are aesthetically pleasing, unlike, for example, panels of crystalline silicon.

A sun panel facade is ideal not only for office and commercial construction, but also for residential and commercial construction. The system does not limit choice of base materials or type of building and the facade can be installed in newbuild and renovation construction and on different bases.

A solar panel facade is the easiest and most effortless way for a building to generate electricity. The system is based on modular solar power or PV panels, which have been made from glazed PV modules and Ruukki’s steel rainscreen panel system. The modules are almost black in colour. They can be combined with Ruukki’s other facade products and are part of the Ruukki Design Palette range of facade products, which allow the size and shape of the other components in the facade to be freely defined.

A solar panel facade has a similar structure to Ruukki’s Liberta rainscreen panel facade and is installed just like an ordinary Ruukki facade. The facade has been pre-designed and delivery includes all the components and supplies required at the site. Also the cabling system has been pre-designed. On-site installation is both fast and easy.

## Aalberts aids LED, semiconductor and solar energy market

By buying out Dutch based firm Lamers, Aalberts has the opportunity to expand its market position in the LED production and solar energy market and selling other products, systems and processes through Lamers’ sales channels.

Aalberts Industries N.V. has reached an agreement with the Air Liquide group to acquire 100% of the shares of Lamers High Tech Systems B.V. (Lamers) in the Netherlands subject to antitrust clearance.

Since 1984 Lamers has been active in the development, engineering, manufacturing, assembling, testing and qualification of systems for control and distribution of high purity gases and chemicals. The systems are used in photolithography systems supplied to the semiconductor industry and MOCVD equipment supplied to the LED industry. The systems of Lamers are also used in the manufacturing process of photovoltaic systems for the solar energy industry.

The LED and solar markets are fast growing renewable energy markets, where Industrial Services strives to increase its market share. Besides this, Lamers is active in the installation of high purity distribution networks for gases and fluids, as well as hook-up activities.

Lamers generates an annual revenue of approximately €90 million with around 300 employees at its two manufacturing facilities in the Netherlands, Nijmegen and Kerkrade. The experienced management team will continue to manage Lamers on both locations together with the existing employees.

Lamers’ systems are engineered in close cooperation with the customers from design to start up. Lamers delivers fully or semi-automated systems, in-house and on the customer site, using its large experience in the field of high purity tube systems, valves, fittings, sensors and flow measuring instruments.

The high purity systems are used to inject a

specific mixture of gas with the exact specified temperature, pressure, humidity and purity to the different manufacturing process steps in the photolithography and MOCVD equipment. Lamers uses high-tech manufacturing processes such as (semi-) automatic welding processes of tubes systems, computer aided tube bending and the newest technology in the field of testing and qualification, such as particle- and moisture measurement, as well as helium leak testing under vacuum. This is all realised in a clean room environment.

The acquisition of Lamers is in line with Aalberts Industries' strategy of enhancing its position in the Industrial Services activity benefiting from the following features:

-Lamers will reinforce Aalberts Industries' position as technology partner in the semiconductor market with tailor-made systems for high purity gases and chemicals. Aalberts Industries has been active in this market for many years by supplying subassemblies, vibration control systems and surface treatment of components for the semiconductor industry.

- With Lamers Aalberts Industries has the opportunity to expand its market position in the fast growing LED production and photovoltaic systems for the solar energy market, selling other products, systems and processes through the sales channels.

- By using Lamers' technology other markets can be explored, such as micro electro mechanical systems (MEMS), chemical and pharmaceutical delivery systems, markets in which Industrial Services is not yet active.

- Lamers' technology and experience of designing, engineering, manufacturing, assembling, testing and qualification of systems for control and distribution of high purity gases and fluids can also be used for other markets in which Industrial Services is already active, such as the medical and precision engineering industry.

- The technology and portfolio of high purity tube systems, valves, fittings, sensors and flow measuring instruments, used in the systems of Lamers, can be developed further using the product development know-how and sales channels of Aalberts Industries.

- By using the international network of Industrial Services, Lamers will have the opportunity to globally serve its customers, that more often need a local tailor-made service.

- Within Flow Control the Lamers systems can be sold together with the clean gas activities in laboratories, universities and research centres. Aalberts Industries has a worldwide presence in these markets.

- Besides this Lamers can use the manufacturing machining capacity within Industrial Services to develop and deliver their systems faster and more efficient.

The acquisition will be financed from credit facilities and will be realised after fulfilment of all formalities and approvals, which is expected before the end of June 2011. Lamers' results will immediately contribute to the profit per share.

---

## Phoenix Solar inaugurates two CdTe solar parks

With a total peak power of 18 MW, the Jocksdorf and Preschen solar parks in Germany will save around 10,000 tons of carbon dioxide a year.

Phoenix Solar AG, a German based photovoltaic (PV) system integrator, celebrated the inauguration of two solar parks in Jocksdorf and Preschen, together with its financing partner KGAL GmbH & Co. KG, on 20 May 2011.

The solar parks are located on a former military airbase and will supply green electricity to more than 4,300 four-person households in future. Both solar parks employ First Solar CdTe thin-film modules.

The Jocksdorf park employs 55,360 modules of the FS275 and 50,092 units of the FS277.

The Preschen facility houses 129,600 FS-277 modules.





A large number of guests from politics and the business community took part in the ceremony.

In her opening speech, Anita Tack, Brandenburg's Environment Minister, underlined how important the expansion of renewable energies for Germany's future is. She commented, "Today Brandenburg is already sourcing 15.6 % of its primary energy requirements from renewable energies. This brings annual savings on CO<sub>2</sub> to almost 10 million tons. Brandenburg is viewed as a role model for an ambitious energy and climate protection policy, and has made it possible to convince entrepreneurs, investors and scientists to translate their ideas into reality here in particular. In the meantime, a branch of industry has successfully developed on this basis, with more than 12,000 jobs, 3,000 of which are in the photovoltaic sector alone."

In other speeches, District Administrator Harald Altekrüger, Eberhard Müller, the Mayor, Klaus Wolf of KGAL and Ralph Schneider of Phoenix Solar AG underscored the special features of both projects and gave an insight into the development, construction, expected electricity yields and the significance of the solar parks for the region.

KGAL commissioned Phoenix Solar AG with building the solar parks and has incorporated them into a fund for institutional investors. "We have been realising projects with Phoenix Solar for our investors for many years now. With both these projects as well, we relied on the experience and professionalism of our partner Phoenix Solar and have successfully added to our investment portfolio in the field of renewable energies", explained Klaus Wolf, member of KGAL's Board of Directors.

Phoenix Solar was responsible for the turnkey construction of both power plants in the capacity of

EPC contractor. As the solar power plants had to be built on a military conversion site of just under 60 hectares (approximately 150 acres), Phoenix Solar first task was to remove all munition remains before it could start with the installation.

"We are proud of being able to revitalise a conversion site in Brandenburg and put it to sustainable use through our solar parks. We will continue our work in the region, thereby making an active contribution to climate protection", stated Ralph Schneider, Executive Vice President of Solar Energy Investments at Phoenix Solar. At the end of the operating lives of the solar parks, now fixed for 20 years, the conversion of the site will enable it to be used for urban development.

The solar parks were already taken into operation in 2010.

The Jocksdorf power plant was built in 22 weeks and the solar park in Preschen in 12 weeks. Both power plants, which are situated on a former military airbase, are separated by a runway which is 3 km long and therefore belong to different neighbouring municipalities. Favourable irradiation of an annual average 1,050 kW hours per square metre makes this region in the east of Germany ideal for the construction of PV power plants. The solar parks save around 10,000 tons of carbon dioxide a year.

---

## Berlin to host compound semiconductor conference

Organised by the Fraunhofer Institute and the VDE Association for Electrical Technologies, Electronic & Information Technologies, the conference will address the future of compound semiconductors in micro electronics and optoelectronics.

On May 23, 2011, Andre Geim, the 2010 winner of the Nobel Prize in Physics, opened the 2011 Compound Semiconductor Week with a plenary lecture on graphene.

Here, some 450 scientists and industry representatives will discuss current research findings in the field of compound semiconductors. An example of one of the key topics of the event is how to improve energy efficiency while increasing

data rates in communications systems – often referred to as “Green IT”.

The conference took place in Berlin from May 22 to 26. The conference was organised by the Fraunhofer Heinrich Hertz Institute HHI, the Fraunhofer Institute for Applied Solid State Physics IAF, and the VDE Association for Electrical Technologies, Electronic & Information Technologies.

“CSW is the most important international conference for the entire spectrum of compound semiconductors. Here, participants will get an overview of what will become possible in micro electronics and optoelectronics,” Oliver Ambacher, ISCS 2011 Conference Chair and head of the Fraunhofer IAF, said.

While silicon is still the most important semiconductor material, today no mobile phone, PC or car would work without additional components used in compound semiconductor technology. Compound semiconductor, in contrast to the elemental semiconductor – like silicon -, consists of at least two different types of atoms.

Compound semiconductors are used for light generation with LEDs, photonics and communications engineering, as well as for maximum frequency electronics and power electronics. Since 2010, the CSW has combined the two most important conferences on compound semiconductors – the “International Symposium on Compound Semiconductors (ISCS)” and the “International Conference on Indium Phosphide and Related Materials (IPRM)”.

“Berlin is the ideal location for hosting the CSW thanks to its broad-based research activities in this field,” said Norbert Grote, Chairman of this year’s IPRM and head of department at the Fraunhofer HHI. “Some 450 scientists from all over the world will come to Berlin to exchange their knowledge. This gives us the opportunity to further strengthen the location and to promote these issues.”

Fraunhofer HHI and Fraunhofer IAF are both leading research institutes in the field of compound semiconductors. In Berlin, it is not only institutes and universities such as the Fraunhofer HHI, the Ferdinand Braun Institute, the Paul Drude Institut für Festkörperelektronik, the Institut für

Kristallzüchtung, Humboldt- und Technische Universität, as well as the Helmholtz Zentrum, which are active in this field, but also companies like the u2t Photonics AG, a spin-off from Fraunhofer HHI. “When making a phone-call in the US, your chances of the optical components involved having been made in Berlin are pretty good,” said Norbert Grote.

---

## CIS firm Sulfurcell is reborn as Soltecture

The new name ‘Soltecture’ is intended to get to the heart of the firm’s core competencies and stands for superior performance in solar, technology, and architecture.

On the ten-year anniversary of its founding, CIS thin-film pioneer Sulfurcell will be renamed Soltecture.

The Berlin-based company’s new name is intended to reflect the excellence of the company’s integrated solar solutions.



### ***New company name Soltecture on headquarters in Berlin, Germany***

CEO and Founder Nikolaus Meyer explains:

“The renaming is a logical step that takes the evolution of our company into account. The new name ‘Soltecture’ gets to the heart of our core competencies and stands for superior performance in solar, technology, and architecture. With the renaming we are signalling and underlining the development of the company from module manufacturer to a provider of optimum integrated

PV system solutions.”

Soltecture (Sulfurcell) can look back on a ten-year history of success in CIS thin-film technology. Soltecture has been a pioneer in the PV thin-film space since its founding and continues its technological leadership today. From the early module market introduction of thin-film modules based on CIS semiconductors in 2005 and the ramp-up of three fabrication lines to recent record efficiencies of 13.0 % with innovative CIGSe technology, Soltecture stands for excellence in thin-film.

Soltecture has received multiple awards for its cutting-edge research and product development. In 2010 Eurosolar awarded the company the badge of the German Solarprize and the Germany-wide initiative “Land of Ideas” recognised Soltecture (Sulfurcell) as an exemplary and sustainable company. Furthermore, the UK’s Guardian newspaper listed Soltecture among the “hottest 100 clean technology companies in Europe” in the years 2009 and 2010.

Soltecture claims to achieve worldwide peak results with CIS solar modules based on CIGSe semiconductors. The company unveiled the new high-efficiency modules to the public at the end of 2010. TÜV Rheinland officially confirmed the output of 94 W or 12.6 % aperture efficiency. Only weeks later 13.0 % has already been achieved and industrial mass production of the new products has begun. During continuing shift operation (24/7) within just three months of the start of production, a yield of over 80% has been achieved. More than 4 out of 5 high efficiency solar modules produced are meeting the required specifications.

The rapid increase in yields in Soltecture’s state-of-the-art mass production and the marginal deviance in module power (90W +/- 3W) confirm process stability, which is widely recognised as an extraordinary challenge in thin-film module production.

In the coming 10-16 months, Soltecture aims to increase module-efficiency to more than 14% and production yields to over 90%. Based on successful quality control and on the background of series production readiness, the sales and distribution of the new modules have already begun.

Since the end of 2008, Soltecture has begun work on second generation technology, which deploys a CIS layer based on selenium instead of sulphur (indicated by the abbreviation CIGSe instead of CIGS). In the laboratory this technology has been proven to yield the highest efficiencies in the thin-film space.

CIGS- and CIGSe modules are produced with the same equipment in Soltecture’s 35MW production plant in Berlin, Germany. Only for the CIGSe coating process, new specially developed equipment is being used. Yearly production capacity for the product line CIGS is 20MW; the capacity for CIGSe is currently being expanded from 5MW to 15MW.

Soltecture’s research and development work as well as its highly flexible production line in Berlin provides the ideal framework for the development and production of the thin-film products of the future.

In ten years Soltecture has evolved from a leading manufacturer of high-performance thin-film modules to a provider of integrated system solutions. Soltecture offers standardised solutions for intelligent integration of their high-performance and optically aesthetic thin-film modules for construction challenges such as roofs, factories, and modern facades.

“With their engineering expertise and years of experience in solar technology our engineers constantly develop new PV solutions that are perfectly adjusted for solar architecture,” explains Henrik Kruepper, Executive Director and Chief Sales Officer at Soltecture. “We offer our clients solar integration from one source and that makes us successful in the market.”

These developments have been made possible by the trust of international investors. In recent years, renowned international investors including Intel Capital, Climate Change Capital, and the Vattenfall Europe- and GdF Suez-supported BEU Fund have provided Soltecture with growth financing amounting to more than €110 million.

In the newest financing round on January 2011 investors led by Intel Capital provided €18.8 million for the further development of the company’s innovative CIGSe technology. With this fresh capital,

Soltecture is forging ahead with development of production machinery and increasing the capacity of its fully-automated manufacturing facility for the new CIGSe modules.

Photos/Multimedia Gallery Available: <http://www.businesswire.com/cgi-bin/mmg.cgi?eid=6731277&lang=en>

---

## PKU makes China's first CIGS solar integrated power circuit

In the 6th Asia Solar Photovoltaic Industry Exhibition, the first copper indium gallium selenide (CIGS) solar integrated power circuit of China was exhibited in Shanghai on May 5.

Technically supported by Peking University (PKU), Henan Yanyuan Photovoltaic Technology Co., Ltd developed the China's first CIGS solar integrated power circuit. This new product proves to be a new innovation in Chinese Solar Photonics Industry. With the booming solar industry nowadays, people are familiar with solar collectors and solar cells. However, what they don't quite know is the combination of these two elements—the solar integrated power circuit, a new type of CIGS solar cell's application. It provides a new approach to promote its scale production.

Gan Zizhao, professor of the PKU School of Physics and member of the Chinese Academy of Sciences (CAS), talked about the invention during an interview. "The application of CIGS solar cell is going to be the development trend in the solar industry. It reduces pollution and costs compared with the old material, which is mainly silicon. Moreover, it's cheaper and more efficient," said Professor Gan.

The PKU research team had independent intellectual property of this technology, added Professor Gan. Compared with other few countries like US and Germany, they are still in an intermediate level, having a long way to reduce the gap in craftsmanship. However, there are large potential markets for this innovation in China.

Wolfgang Palz, chairman of the World Council

for Renewable Energy (WCRE), expressed his compliments for China's remarkable achievements in energy conservation and pollution reduction, especially efforts made in developing new energy.

[http://english.pku.edu.cn/News\\_Events/News/Focus/8251.htm](http://english.pku.edu.cn/News_Events/News/Focus/8251.htm)

---

## SDG&E signs contracts with Soitec for 125 megawatts of solar power

Project agreements follow April signing of three solar power generation contracts in the San Diego area.

San Diego Gas & Electric (SDG&E) and subsidiaries of Soitec Solar Development, LLC, a renewable energy company managed by Soitec (Euronext Paris), today announced the signing of two additional 25-year contracts for a total of 125 megawatts (MW) of solar energy to be generated in the utility's service territory. The energy will be produced using Soitec's Concentrix concentrator photovoltaic (CPV) technology with solar modules manufactured in a new Soitec factory to be built in the San Diego area.

These new agreements are separate from the three San Diego contracts the two companies signed in April for 30 MW of CPV-generated solar power. Combined, the five contracts SDG&E recently signed with Soitec represent five separate projects capable of generating a combined total of 155 megawatts of clean, renewable solar power, or enough energy to supply more than 60,000 homes. Both of the new proposed projects will be located in San Diego County and will be situated near SDG&E electric substations.

"Our projects with Soitec will bring local jobs to the community and will help us to meet our renewable energy goals," said James P. Avery, SDG&E's senior vice president of power supply. "We are very confident in our choice of technology and in Soitec's plans for a solar panel manufacturing facility in the San Diego region."

The announcement confirms the attractiveness of Soitec's renewable energy technology – which

generates large amounts of power with industry-leading efficiency and low environmental impact – in areas such as Southern California with abundant sunshine.

“These new contracts with SDG&E reinforce Soitec’s decision to build its new manufacturing site in the San Diego area, and confirms the importance of the U.S. market for our company,” said André-Jacques Auberton-Hervé, chief executive officer and chairman of the board of Soitec. “We are very pleased to have a direct role in bringing ‘home grown’ solar energy to the people of San Diego.”


Soitec’s new manufacturing facility will have an annual production capacity of 200 MW and will supply all of SDG&E’s projects with Soitec’s exclusive Concentrix CPV technology, which produces power at a much higher efficiency relative to standard solar panels. At full capacity, Soitec’s San Diego operations facility will generate up to 450 direct jobs and more than 1,000 indirect jobs. The factory location is expected to be announced this summer, with completion within 18 months of construction start.

The power contracts require approval from the California Public Utilities Commission.

[www.sdge.com](http://www.sdge.com)  
[www.soitec.com](http://www.soitec.com)

## Record efficiency of 18.7% for flexible CIGS solar cells on plastics

Scientists at Empa, the Swiss Federal Laboratories for Materials Science and Technology, have further boosted the energy conversion efficiency of flexible solar cells made of copper indium gallium (di) selenide (also known as CIGS) to a new world record of 18.7% – a significant improvement over the previous record of 17.6% achieved by the same team in June 2010. The measurements have been independently certified by the Fraunhofer Institute for Solar Energy Systems in Freiburg, Germany.



Caption: Flexible thin film CIGS solar cell on polymer substrate developed at Empa (Copyright: Empa)

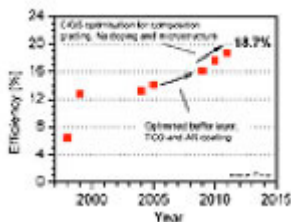
It’s all about the money. To make solar electricity affordable on a large scale, scientists and engineers worldwide have long been trying to develop a low-cost solar cell, which is both highly efficient and easy to manufacture with high throughput. Now a team at Empa’s Laboratory for Thin Film and Photovoltaics, led by Ayodhya N. Tiwari, has made a major step forward. “The new record value for flexible CIGS solar cells of 18.7% nearly closes the “efficiency gap” to solar cells based on polycrystalline silicon (Si) wafers or CIGS thin film cells on glass”, says Tiwari. He is convinced that “flexible and lightweight CIGS solar cells with efficiencies comparable to the “best-in-class” will have excellent potential to bring about a paradigm shift and to enable low-cost solar electricity in the near future.”

One major advantage of flexible high-performance CIGS solar cells is the potential to lower manufacturing costs through roll-to-roll processing while at the same time offering a much higher efficiency than the ones currently on the market. What’s more, such lightweight and flexible solar modules offer additional cost benefits in terms of transportation, installation, structural frames for the modules etc., i.e. they significantly reduce the so-called “balance of system” costs. Taken together, the new CIGS polymer cells exhibit numerous advantages for applications such as facades, solar farms and portable electronics. With high-performance devices now within reach, the new results suggest that monolithically-interconnected flexible CIGS solar modules with efficiencies above 16% should be achievable with the recently developed processes and concepts.

At the forefront of efficiency improvements

In recent years, thin film photovoltaic technology based on glass substrates has gained sufficient

maturity towards industrial production; flexible CIGS technology is, however, still an emerging field. The recent improvements in efficiency in research labs and pilot plants – among others by Tiwari's group, first at ETH Zurich and since a couple of years now at Empa – are contributing to performance improvements and to overcoming manufacturability barriers.



Improvement in energy conversion efficiency of flexible CIGS solar cells on polymer film.

Working closely with scientists at FLISOM, a start-up company who is scaling up and commercializing the technology, the Empa team made significant progress in low-temperature growth of CIGS layers yielding flexible CIGS cells that are ever more efficient, up from a record value of 14.1% in 2005 to the new “high score” of 18.7% for any type of flexible solar cell grown on polymer or metal foil. The latest improvements in cell efficiency were made possible through a reduction in recombination losses by improving the structural properties of the CIGS layer and the proprietary low-temperature deposition process for growing the layers as well as in situ doping with Na during the final stage. With these results, polymer films have for the first time proven to be superior to metal foils as a carrier substrate for achieving highest efficiency.

Record efficiencies of up to 17.5% on steel foils covered with impurity diffusion barriers were so far achieved with CIGS growth processes at temperatures exceeding 550°C. However, when applied to steel foil without any diffusion barrier, the proprietary low temperature CIGS deposition process developed by Empa and FLISOM for polymer films easily matched the performance achieved with high-temperature procedure, resulting in an efficiency of 17.7%. The results suggest that commonly used barrier coatings for detrimental impurities on metal foils would not be required. “Our results clearly show the advantages of the low-temperature CIGS deposition process for achieving

highest efficiency flexible solar cells on polymer as well as metal foils”, says Tiwari. The projects were supported by the Swiss National Science Foundation (SNSF), the Commission for Technology and Innovation (CTI), the Swiss Federal Office of Energy (SFOE), EU Framework Programmes as well as by Swiss companies W.Blösch AG and FLISOM.

Scaling up production of flexible CIGS solar cells

The continuous improvement in energy conversion efficiencies of flexible CIGS solar cells is no small feat, says Empa Director Gian-Luca Bona. “What we see here is the result of an in-depth understanding of the material properties of layers and interfaces combined with an innovative process development in a systematic manner. Next, we need to transfer these innovations to industry for large scale production of low-cost solar modules to take off.” Empa scientists are currently working together with FLISOM to further develop manufacturing processes and to scale up production.

<http://www.empa.ch/plugin/template/empa/3/107443/---/l=2>

## GT Solar launches ASF100 sapphire growth system

The new advanced system increases yielded output of high quality sapphire material.

GT Solar International, a global provider of sapphire and silicon crystalline growth systems and materials for the solar, LED and other specialty markets, has revealed the ASF100 advanced sapphire growth system.



GT Solar's ASF 100 Advanced Sapphire Furnace

The ASF100 increases yielded output of sapphire material by producing a larger, 100 kilogram sapphire boule in the same chamber as previous versions of the furnace.

“We have received an enthusiastic response from early adopter customers for our ASF sapphire growth systems as they enter the market to provide high quality sapphire material for the fast-growing LED industry,” said Cheryl Diuguid, vice president and general manager of GT Solar’s sapphire equipment and materials group. “Our advanced sapphire crystallisation systems are built on a highly scalable and reliable architecture that lets customers quickly ramp to volume production with a lower capital investment compared with other competing crystallisation technologies.”

With over 40 years of proven sapphire production and crystalline growth process technology, the ASF100 provides a highly automated, low risk operating environment, capable of producing consistently uniform sapphire boules that yield high quality material ideally suited for high brightness (HB) LED applications. “With competing crystallisation technologies customers entering the sapphire crystallisation market are forced to choose between systems that provided quality or systems that offer high throughput,” continued Diuguid. “Our ASF100 offers high quality and high volume so customers get both in one system.”

Since the commercial introduction of the ASF system in the fall of 2010, GT has booked more than \$450 million in orders from new entrants and existing sapphire producers. The ASF100 advanced sapphire furnace offers a proven path to producing high-quality, large-area sapphire substrates for markets that demand the highest grade material.

---

## PKU unveils China’s first CIGS solar integrated power circuit

In the 6th Asia Solar Photovoltaic Industry Exhibition, what was claimed by the innovators to be the first Chinese CIGS solar integrated power circuit, was exhibited in Shanghai on May 5.

Technically supported by Peking University (PKU),

Henan Yanyuan Photovoltaic Technology claims to have developed China’s first CIGS solar integrated power circuit.

This new product proves to be a new innovation in the Chinese solar photonics industry. With the booming solar industry nowadays, people are familiar with solar collectors and solar cells. However, what they don’t quite know is the combination of these two elements—the solar integrated power circuit, a new type of CIGS solar cell’s application. It provides a new approach to promote volume production.

Gan Zizhao, professor of the PKU School of Physics and member of the Chinese Academy of Sciences, talked about the invention during an interview. “The application of CIGS solar cell is going to be the development trend in the solar industry. It reduces pollution and costs compared with the old material, which is mainly silicon. Moreover, it’s cheaper and more efficient,” said Gan.

The PKU research team had independent intellectual property of this technology, added Gan. Compared with other few countries like US and Germany, they are still in an intermediate level, having a long way to reduce the gap in craftsmanship. However, there are large potential markets for this innovation in China.

Wolfgang Palz, chairman of the World Council for Renewable Energy, expressed his compliments for China’s remarkable achievements in energy conservation and pollution reduction, especially efforts made in developing new energy.

---

## III-V cells could help plants to provide more efficient solar energy

The multi-junction tandem solar cell initially developed at NREL has proved to be an important strategy to understand how to boost the efficiency of corn, grasses, algae, and other plants that use photosynthesis to produce stored solar energy in plants.

Plants can overcome their evolutionary legacies

to become much better at using biological photosynthesis to produce energy, the kind of energy that can power vehicles in the near future, an all-star collection of biologists, physicists, photochemists, and solar scientists have found.

A U.S. Department of Energy (DOE) workshop that drew a prestigious collection of 18 scientists to compare the efficiency of plants and photovoltaic solar cells led to an important and provocative scholarly article in the journal *Science*. Two of the scientists are from DOE's National Renewable Energy Laboratory (NREL), Arthur J. Nozik and Maria Ghirardi.

Titled "*Comparing Photosynthetic and Photovoltaic Efficiencies and Recognizing the Potential for Improvement*," the article combines lessons learned from evolutionary photobiology and modern solar cells to make the case for a potentially huge boost in the efficiency of the solar production of biofuels.

The multi-junction tandem solar cell initially developed at NREL proved to be an important strategy to understand how to boost the efficiency of corn, grasses, algae, and other plants that use photosynthesis to produce stored solar energy.



*Solar panel in a field*

The annually averaged efficiency of photovoltaic electrolysis based on silicon semiconductors to produce fuel in the form of hydrogen is about 10 %, while a plant's annually averaged efficiency using photosynthesis to form biomass for fuel is about 1 or 2 %.

Plants, following the path of evolution, are primarily interested in reproducing and repairing themselves. The efficiency at which they produce stored solar energy in biomass is secondary.

### ***Still, things can change.***

Just as early Native Americans manipulated skinny, non-nutritious Teosinte into fat, juicy kernel corn, today's plants can be manipulated to become much better sources of energy.

Nozik, a NREL senior research fellow, and Senior

Scientist Mark Hanna recently demonstrated how a multi-junction, tandem solar cell for water splitting to produce hydrogen can provide higher efficiency – more than 40 %-- by using multiple semiconductors and/or special photoactive organic molecules with different band gaps arranged in a tandem structure.

The coupling of different materials with different energy gaps means photons can be absorbed and converted to energy over a wider range of the solar spectrum.

"In photovoltaics, we know that to increase power conversion efficiency you have to have different band gaps (i.e., colours) in a tandem arrangement so they can more efficiently use different regions of the solar spectrum," Nozik said. "If you had the same gap, they would compete with each other and both would absorb the same photon energies and not enhance the solar conversion efficiency."

Photosynthesis does use two gaps based on chlorophyll molecules to provide enough energy to drive the photosynthesis reaction. But the two gaps have the same energy value, which means they don't help each other to produce energy over a wider stretch of the spectrum of solar light and enhance conversion efficiency.

Furthermore, most plants do use the full intensity of sunlight but divert some of it to protect the plant from damage. Whereas photovoltaics use the second material to gain that photoconversion edge, plants do not, Nozik noted.



*Flower shaped solar panel*

One of NREL's roles at the DOE workshop was to help make it clear how the efficiency of photosynthesis could be improved by re-engineering the structure of plants through modern synthetic biology and genetic manipulation based on the principles of high efficiency photovoltaic cells, Nozik said. In synthetic biology plants can be



built from scratch, starting with amino acid building blocks, allowing the formation of optimum biological band gaps.

The newly engineered plants would be darker, incorporating some biological pigments in certain of nature's flora that would be able to absorb photons in the red and infrared regions of the solar spectrum.

As plants store more solar energy efficiently, they potentially could play a greater role as alternative renewable fuel sources. The food that plants provide also would get a boost. And that would mean less land would be required to grow an equivalent amount of food.

The new information in the Science manuscript will help direct the development of new plants that have a better propensity for reducing carbon dioxide to biomass. This could spur exploration of blue algae, which not only comprise about one quarter of all plant life, but are ideal candidates for being genetically engineered into feedstock, because they absorb light from an entirely different part of the spectrum compared to most other plants.

"It would be the biological equivalent of a tandem photovoltaic cell," said Robert Blankenship, one of the lead authors in the Science paper who studies photosynthesis at Washington University in St. Louis. "And those can have very high efficiencies."

---

## Sunovia and EPIR bury the hatchet

The firms will benefit equally from a jointly developed solar patent related to CdTe solar technology. Contracts between the companies relating to the joint development of CdTe solar technology are terminated without further obligation.

Sunovia Energy Technologies and EPIR Technologies and affiliates have settled the litigation between them that arose in August of 2010.

The terms of the settlement provide that Sunovia and EPIR will share equally in the revenues from the jointly developed solar patent 12/261,827 published in 2010. In addition, each company will return to the other certain shares issued in the

course of their venture, and the contracts between them relating to the joint development of CdTe solar technology are terminated without further obligation on the part of either company.

"It is important to Sunovia to resolve this dispute and move ahead with its LED outdoor lighting business," said Art Buckland, Sunovia's CEO. "If the solar technology can be developed and commercialised, our shareholders will share equally in those gains. Meanwhile, both Sunovia and EPIR can move forward with their respective businesses without the ongoing cost and risk of this litigation."

"We are eager to move ahead with other projects," said Siva Sivanathan, CEO of EPIR, "and to eliminate the distraction from our primary business and the expense the lawsuit creates for our company and shareholders. Both companies have worked very hard to come to a resolution that is fair for all."

---

## Opel proposes new directors to the board

The GaAs based solar cell manufacturer is planning to replace Denis Colbourne from its Board of Directors after his announcement of retirement. Two nominees have been since proposed; Christopher Grasset and Tristram Collins.

Opel Solar International has announced a realignment of its Board of Directors.

Denis Colbourne, a Director since September 2006, Chairman of the Board from 2008-2010, and a member of the Compensation Committee and of the Audit Committee, will be retiring from the Board at the Company's upcoming Annual General Meeting of Shareholders.

His years of board and operational experience in the industry, including with Spectalis, SiGe Semiconductor, International Datacasting, Wi-LAN and Nortel Semiconductors have been of vital importance to the growth of the Company.

The Company is pleased that Colbourne will continue his involvement with Opel in an advisory role, to be called upon for his expertise from time to time, and as such will enter into a Consultancy

Agreement with him. Leon M. Pierhal, the President & CEO of Opel, Lawrence R. Kunkel, Chairman of the Board, and Samuel Peralta, Board Director, will be continuing in their current capacities.

The Board is proposing two nominees. These are Christopher Grasset and Tristram Collins, for election as Directors of the Company at the AGM, scheduled for Tuesday, June 21, 2011 at the Toronto Hilton Hotel. The Record Date for Voting and Receiving Notice of the AGM has been set at May 12, 2011. The Company anticipates that Proxy Material will be mailed to Shareholders on May 20th.

Christopher Grasset, J.D. has over 35 years of experience in the high-technology sector. He is currently Vice-President, Business Affairs for Covalon Technologies and a Member of the Law Society of Upper Canada. Building on his background in communications and information technology,

Grasset co-founded the technology business law firm Grasset/Fleisher LLP (subsequently merged with a major law firm) and the consultancy firm KBE International, focused on knowledge-based enterprises. Grasset has been an advisor to international organisations including the Sprinkles Global Health Initiative at the renowned Hospital for Sick Children in Toronto and UNICEF. His "Crossing the Pond" initiative was a marquee international technology business development program of Canada's Department of Foreign Affairs and International Trade.

He has published numerous articles on technology business, policy, law, tax and related issues; and he has chaired numerous conferences on subjects including international transactions and financing, and intellectual property and technology transfer.

Tristram Collins has over 25 years of business experience and holds an MBA from the Amos Tuck School of Business Administration and an AB from Dartmouth College. Currently President of Grassmere Acquisition Corporation and President & CEO of Great Point Holdings, LLC, his recent focus has been on financing and management of high-growth firms, exemplified by AcuStream LLC, Sustainable Building Innovations, and numerous other portfolio companies.

Previously, he was a Director and Senior Managing

Executive at Nassau Broadcasting Partners, L.P. where he grew the company from 11 radio stations into the 15th largest radio broadcaster, by station count, in the U.S. He was also previously an investment banking executive with over \$85 billion of transaction experience. At Citigroup Global Markets, he was a Managing Director and sector head specialising in broadcasting and media, where he managed global relationships, transactions and mergers and acquisition advisory assignments, including \$6 billion of Viacom financings. He also held senior executive positions at Merrill Lynch & Co., where, among other assignments, he helped execute Infinity Broadcasting's \$3.2 billion initial public offering.

"We are honoured that both candidates have accepted being nominated to the Board," stated Lawrence R. Kunkel, Chairman of Opel. "Their nomination exemplifies the Company's commitment to enhancing shareholder value, and their integrity and experience will be invaluable to the strategic growth of Opel on a going forward basis."

Kunkel added, "Both candidates bring strong knowledge-based and high-value transactional expertise to the Board and will provide solid support to the management team while Opel continues its vision for expanding the vertical and geographic reach of its photovoltaic business, and for realizing optimum value from its proprietary Planar Optoelectronic Technology (POET) semiconductor device manufacturing platform and associated intellectual property portfolio."

In addition to the Board transition and AGM plans, the Company also announced the grant of additional incentive stock options under its stock option plan to directors of the Company to purchase up to an aggregate of 600,000 common shares, representing 0.65% of the outstanding voting shares of the Company. The stock options are exercisable at a price of CA\$1.21 per share, expiring May 11, 2021. The exercise price is the closing price on the day prior to the grant, being May 10, 2011.

There are currently 8,179,000 options outstanding and 92,183,256 voting shares outstanding. The options will vest and be exercisable on the basis of 25% on the date of grant and 25% every six months thereafter. The options were granted subject to provisions of the Company's stock option plan which was approved by shareholders in June 2009,

and subject to the TSX Venture Exchange policies and the applicable securities laws.

## GT Solar continue to cash in Asia

The firm has won \$91 million worth of orders for its advanced sapphire furnaces from Taiwanese based Alpha Crystal Technology and Tera Xtal and the Lingyang Group based in China.

GT Solar International, a global provider of sapphire and silicon crystalline growth systems and materials for the solar, LED and other specialty markets, has received three new orders totalling \$91 million for its advanced sapphire crystallisation furnaces (ASF).

Two of the orders are from customers in Taiwan, Alpha Crystal Technology, a new customer, and Tera Xtal, who last week announced a sapphire material purchase agreement with GT Solar. The third order comes from a new customer in China, the Lingyang Group.

“These new orders continue a very robust order rate for our ASF furnaces,” said Tom Gutierrez, GT Solar’s president and CEO. “The interest shown by new market entrants and existing sapphire producers for our ASF systems has surpassed our expectations and is a testament to the confidence customers have for our proven ability to quickly ramp to high volume, low-cost manufacturing with leading edge crystal growth technology to meet the market demand for high quality sapphire material.”

GT Solar says its crystallisation process technology and global support resources offer customers a path to productive and profitable sapphire manufacturing operations with high levels of throughput and a greater return on their investment.

## GT Solar to sue ARC Energy

GT Solar says that ARC and two of its employees have used trade secrets relating to GT Crystal Systems’ technology for manufacturing sapphire crystals, as a means of entering the sapphire crystallisation equipment business.

GT Solar International subsidiaries, GT Crystal Systems, LLC and GT Solar Hong Kong, Limited have filed a lawsuit in the Hillsborough County Superior Court (Southern District) in New Hampshire against Advanced RenewableEnergy Company, LLC (ARC).

The firms also plan to sue Kedar Gupta, ARC’s Chief Executive Officer and Chandra Khattak, an ARC employee, for the misappropriation of trade secrets relating to sapphire crystallisation processes and equipment.

The complaint alleges that ARC and the named individuals misappropriated trade secrets relating to GT Crystal Systems’ technology for manufacturing sapphire crystals, as a means of entering the sapphire crystallisation equipment business. The complaint further alleges civil conspiracy, unfair competition, breach of contract and interference with contractual relations.

“We have an obligation to our shareholders to be diligent about protecting our intellectual property,” said Hoil Kim, GT Solar’s General Counsel. “When we believe our intellectual property has been compromised, we will take the necessary action to protect our rights.”

## Emcore enters agreement With Space Systems/Loral

The multi-year supply contract for its multi-junction compound semiconductor solar cells represents the second largest award in Emcore’s history.

Emcore Corporation, a provider of compound semiconductor-based components and subsystems for the broadband, fibre optic, satellite, and terrestrial solar power markets, has entered into a long-term supply agreement with Space Systems/Loral (SS/L).

The firm will manufacture and deliver high-efficiency, multi-junction solar cells for Space Systems/Loral’s commercial satellite programs.

The multi-year contract represents the second largest award in Emcore’s history. The agreement is subject to certain terms and conditions, including a provision allowing SS/L to terminate the agreement

for convenience. Production of the solar cells will take place at Emcore's state-of-art manufacturing facilities located in Albuquerque, New Mexico.

"Emcore has been a highly reliable partner in helping us deliver some of the world's most powerful satellites to our customers," said Vivian Mackintosh, Vice President of Materiel at Space Systems/Loral. "We can count on Emcore for the highest quality solar cells delivered on time and priced fairly."

"We are extremely proud of Space Systems/Loral's choice of Emcore to supply multi-junction solar cells for all SS/L flight missions," said Christopher Larocca, Chief Operating Officer of Emcore. "Emcore has delivered more than 800,000 solar cells to Space Systems/Loral over the past decade, and this agreement further strengthens our successful long-term relationship."

Emcore is one of the world's largest manufacturer of fully space qualified, highly efficient radiation-hard multi-junction solar cells for space power applications. With a solar-to-electric conversation efficiency of nearly 30%, Emcore's multi-junction solar cells are claimed to offer superior performance at an affordable price when compared to competing technologies.

## Q-Cells COO resigns from executive board

The CIGS solar cell manufacturer has appointed CEO Nedim Cen to assume Gerhard Rauter's responsibilities for the time being.

Gerhard Rauter has stepped down from his position as a member of the Executive Board of Q-Cells SE at his own request effective immediately. The Supervisory Board of Q-Cells approved his decision in its meeting on 4 May.

Gerhard Rauter, 53, held the position of Chief Operation Officer (COO) at Q-Cells since October 2007 and was most recently responsible for production and technology. His key accomplishments during this time include professionalising cell production in Thalheim and successfully setting up cell production in Q-Cells' production site in Malaysia as well as module

production using thin-film technology (Solibro).

He also developed the solar module portfolio in cooperation with international external production partners. The Supervisory Board would like to express its sincere appreciation to Gerhard Rauter for his performance, even in the difficult reorganisation phase during the year 2009, and wishes him all the best for the future.

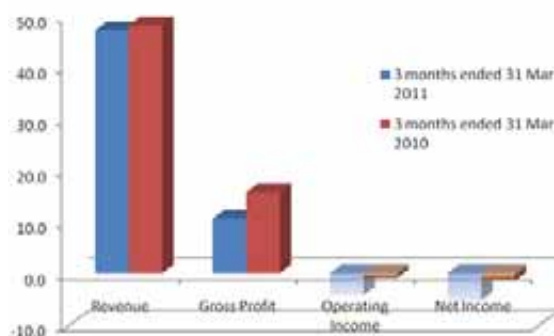
Gerhard Rauter's responsibilities will be assumed by CEO Nedim Cen for the time being. Jirko Lohse and Peter Wawer will support the CEO in production and technology matters, respectively.

## Emcore's profits continue to plunge

Although it has a large back log with some new orders, Emcore is still on a losing streak after announcing poor financial results with operating and net losses totalling \$9.4 million.

Emcore Corporation, a provider of compound semiconductor-based components, subsystems, and systems for the fibre optics and solar power markets, has announced its financial results for its second fiscal quarter ended March 31, 2011.

Financial Results for Q2 ended FY 2011 & 2010



Consolidated revenue for the second quarter ended March 31, 2011 was \$47.2 million, which represents a 2% decrease compared to the prior year. On a segment basis, revenue for the Fibre Optics segment was \$30.0 million, which represents a 1% decrease compared to the same quarter the prior year. Revenue for the Photovoltaics segment was \$17.2 million, which represents a 4% decrease compared to the prior year. Consolidated gross

profit was \$10.6 million, which represents a 33% decrease compared to the prior year and gross margin was 22.4%, which represents a decrease from the 32.7% gross margin reported in the prior year.

On a segment basis, Fibre Optics gross margin was 18.0%, which represents a decrease from the 24.4% gross margin reported in the prior year. Photovoltaics gross margin was 30.2%, again, a decrease from the 46.6% gross margin reported in the same quarter last year.

The consolidated operating loss was \$4.2 million, which represents a \$3.3 million increase in operating loss when compared to the prior year. During the second quarter ended March 31, 2011, the Company recorded a \$2.6 million litigation settlement gain related to a patent infringement award associated with the Company's Fibre Optics segment.

The consolidated net loss was \$5.2 million, which represents a \$3.7 million increase in net loss when compared to the prior year. The consolidated net loss per share was \$0.06, which represents a \$0.04 increase in net loss per share when compared to the same quarter last year. During the second quarter ended March 31, 2011, the Company recorded \$0.6 million of non-operating expense related to the Company's Suncore joint venture.

As of March 31, 2011, the Company had a consolidated order backlog of approximately \$50.5 million, a 12% decrease from the \$57.3 million order backlog reported as of December 31, 2010.

On a segment basis, the Photovoltaics order backlog totalled \$26.4 million, a 27% decrease from \$36.1 million reported as of December 31, 2010. The Fibre Optics order backlog totalled \$24.1 million, a 14% increase from \$21.2 million reported as of December 31, 2010. Order backlog is defined as purchase orders or supply agreements accepted by the Company with expected product delivery and/or services to be performed within the next twelve months.

Emcore has however, received a large purchase contract from Space System/Loral for satellite solar cells. With this and other orders that it has received since March 31, 2011, the order backlog has increased significantly.

As of March 31, 2011, cash and cash equivalents and restricted cash was approximately \$17.0 million. In April 2011, the Company announced a common stock private placement of \$9.6 million. The closing of the private placement is subject to the completion of customary closing conditions for transactions of this type, including approval of applicable Chinese government agencies.

For the third quarter ending June 30, 2011, the Company expects consolidated revenue to be \$48 to \$50 million.

---

## Nanosolar to supply 1GW CIGS panels in Europe

The supply agreements, signed with French and German installers, range from a three to six year term, and in total may account for up to one GW of committed module deliveries .

Thin film solar CIGS solar innovator Nanosolar has signed long-term supply agreements for up to one GW of Nanosolar Utility Panel supply with Belectric of Kolitzheim, Germany; EDF Energies Nouvelles of Paris, France; and Plain Energy of Munich, Germany.

As several of the largest and most experienced installers of thin film panels in Europe, these long-term strategic Nanosolar partners will utilise the cost-efficient Nanosolar Utility Panel to expand their solar power plant developments.

Each of the supply agreements ranges from a three to six year term, and in total may account for up to one GW of committed module deliveries as Nanosolar achieves its volume and cost targets. Each of the three companies has worked closely with Nanosolar as a strategic partner since 2008.

"Nanosolar's commitment to quality, customer relationships, and targeting one of the world's lowest cost solar panels makes it an ideal partner to help us tap into the world's fastest growing renewable energy markets," said David Corchia, CEO EDF Energies Nouvelles. "Through this partnership with Nanosolar, we look forward to achieving a very competitive levelised cost of

energy for our solar installations.”

Nanosolar combines proprietary technology with advanced system design and manufacturing processes to reduce both panel and balance of system costs. Leveraging its competitive CIGS solar cell and panel efficiencies in combination with proprietary printing techniques, Nanosolar says it can become the lowest-cost panel manufacturer at hundreds of megawatts of production versus GW within the next several years.

The firm’s roll-to-roll printing process allows the company to benefit from the combination of low capital expenditure and high throughput, which results in an extremely low fixed-cost portion of the production cost per watt. This when combined with a panel design that uses less overall materials for production and installation will enable the company to surpass the \$.60 per Watt cost threshold within the next several years. Nanosolar will reach an annual production capacity of 115 megawatts by Fall 2011, and expects to at least double capacity each year thereafter.

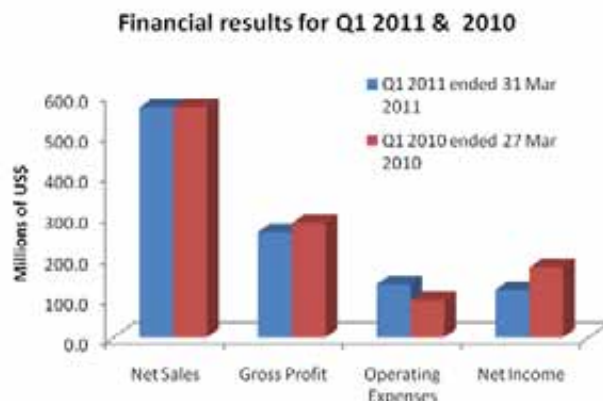
“Nanosolar’s industrial printing approach to manufacturing its utility-scale panel combined with its lower balance-of-systems costs will allow solar to be cost competitive with fossil fuels,” said Bernhard Beck, CEO Belectric. “We look forward to combining Belectric’s state-of-the-art, low-cost installation methods with the Nanosolar Utility Panel to further drive down the cost of solar power plants.”

“Nanosolar takes great pride in its commitment to working closely, effectively and in complete collaboration with strategic partners,” said Geoff Tate, CEO of Nanosolar. “We are honoured to sign long-term agreements with three of the world’s leading thin film solar power plant developers, and consider it a validation of our pledge to enable them to better compete within global energy markets.”

## First Solar profits down due to low prices

Year over year, the net income decrease was primarily driven by reduced average selling prices and higher expenses, partially offset by increased module production and lower module cost per watt.

First Solar has announced its financial results for the first quarter of 2011.



Net sales were \$567 million in the quarter, a decrease of \$42.5 million from the fourth quarter of 2010, due to the allocation of modules to our systems projects in order to meet the project contractual delivery schedules, seven fewer production days, and a full quarter impact of the pricing change implemented in December of 2010. Quarterly net sales decreased slightly from \$568 million in the first quarter of 2010, primarily due to lower average selling prices.

First quarter net income per fully diluted share was \$1.33, down from \$1.80 in the fourth quarter of 2010 and \$2.00 in the first quarter of 2010. Quarter over quarter, the net income decrease was primarily driven by lower net sales and gross margin. Year over year, the net income decrease was primarily driven by reduced average selling prices and higher expenses, partially offset by increased module production and lower module cost per watt.

“Despite European market uncertainties, First Solar has good visibility into our demand for 2011,” said Rob Gillette, CEO of First Solar. “We continue to execute our cost roadmaps, invest in new module capacity, build our project pipeline and develop promising new markets around the world.”

First Solar has updated its 2011 guidance and expects net sales of \$3.7 to \$3.8 billion with an operating income of \$900 to \$970 million. Earnings per fully diluted share are expected to be \$9.25 to \$9.75. Manufacturing start-up expenses are anticipated to be \$50 to \$60 million and \$10 to \$15 million factory ramp costs. Total capital spending is anticipated to be \$1.0 to \$1.1 billion and operating cash flow, \$0.8 to \$1.0 billion.

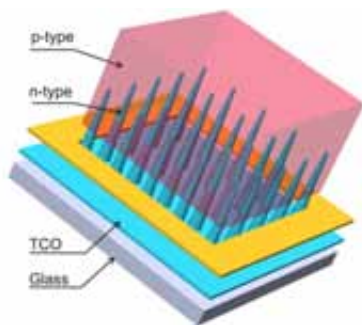
## ORNL solar cell technology cranks up efficiency

The structure consists of n-type zinc oxide nanocones surrounded by a p-type polycrystalline CdTe semiconductor. The n-type nanocones serve as the junction framework and the electron conductor while the p-type matrix is the primary photon absorber medium and hole conductor.

With the creation of a 3-D nanocone-based solar cell platform, a team led by Oak Ridge National Laboratory's Jun Xu has boosted the light-to-power conversion efficiency of photovoltaics by nearly 80 percent.

The technology substantially overcomes the problem of poor transport of charges generated by solar photons. These charges, negative electrons and positive holes, typically become trapped by defects in bulk materials and their interfaces and degrade performance.

"To solve the entrapment problems that reduce solar cell efficiency, we created a nanocone-based solar cell, invented methods to synthesise these cells and demonstrated improved charge collection efficiency," said Xu, a member of ORNL's Chemical Sciences Division.



**Nanocone-based solar cell consisting of n-type nanocones, p-type matrix, transparent conductive oxide (TCO) and glass substrate.**

The new solar structure consists of n-type nanocones surrounded by a p-type semiconductor. The n-type nanocones are made of zinc oxide and serve as the junction framework and the electron conductor. The p-type matrix is made of polycrystalline CdTe and serves as the primary photon absorber medium and hole conductor.

With this approach at the laboratory scale, Xu and colleagues were able to obtain a light-to-power conversion efficiency of 3.2% compared to 1.8 % efficiency of conventional planar structure of the same materials.

"We designed the three-dimensional structure to provide an intrinsic electric field distribution that promotes efficient charge transport and high efficiency in converting energy from sunlight into electricity," Xu said.

Key features of the solar material include its unique electric field distribution that achieves efficient charge transport; the synthesis of nanocones using inexpensive proprietary methods; and the minimisation of defects and voids in semiconductors. The latter provides enhanced electric and optical properties for conversion of solar photons to electricity.

Because of efficient charge transport, the new solar cell can tolerate defective materials and reduce cost in fabricating next-generation solar cells.

"The important concept behind our invention is that the nanocone shape generates a high electric field in the vicinity of the tip junction, effectively separating, injecting and collecting minority carriers, resulting in a higher efficiency than that of a conventional planar cell made with the same materials," Xu said.

Research that forms the foundation of this technology was accepted by this year's Institute of Electrical and Electronics Engineers photovoltaic specialist conference and will be published in the IEEE Proceedings. The papers are titled "*Efficient Charge Transport in Nanocone Tip-Film Solar Cells*" and "*Nanojunction solar cells based on polycrystalline CdTe films grown on ZnO nanocones.*"

The research was supported by the Laboratory Directed Research and Development program and the Department of Energy's Office of Nonproliferation Research and Engineering.

Other contributors to this technology are Sang Hyun Lee, X-G Zhang, Chad Parish, Barton Smith, Yongning He, Chad Duty and Ho Nyung Lee.

## Constellation Energy to acquire 30 MW solar installation

The First Solar CdTe panels will be installed by Belectric in Sacramento, California.

Constellation Energy has acquired a 30-megawatt DC (25-megawatt AC) solar generation project in Sacramento, California, from utility-grade photovoltaic power plant developer Belectric.

The system will be comprised of approximately 381,000 First Solar CdTe thin film photovoltaic panels, ground-mounted at multiple sites near the city of Sacramento. Constellation Energy will own and operate the system and sell the electricity generated from it to the Sacramento Municipal Utility District (SMUD) under ten, 20-year power purchase agreements. The project is anticipated to be commercially operational by the end of 2011.

The transaction was arranged by Smart Energy Capital, LLC, a finance and investment company located in White Plains, New York, focused exclusively on the North American solar photovoltaic industry.

“This utility-scale generation project is an attractive opportunity for Constellation Energy to grow its existing solar portfolio,” said Andrew Good, senior vice president of corporate strategy and development for Constellation Energy. “We’re excited to invest in this project, which will help provide a long-term source of clean and emissions-free electricity to more than half a million customers in SMUD’s service territory.”

“Belectric is proud to be working with Constellation on this project, among the first to be installed under SMUD’s feed-in tariff program,” said David Taggart, president and COO of Belectric, Inc. “For the past 18 months, the Belectric Team has worked closely with SMUD, Sacramento County and local land owners to develop this project, which clearly demonstrates the competitiveness of Belectric’s integrated thin film PV system design. The installation of these power plants will create local jobs and generate clean power for the Sacramento region. Based on the great experience we have had with both Constellation and Smart Energy, we look

forward to further collaboration.”

---

## David Slomka resigns from Opel Solar as International Director

The GaAs based solar cell manufacturer will fill the vacancy at its next Board meeting on 21 June 2011.

Opel Solar International has announced the resignation of David Slomka as a Director of the Company for personal reasons. Slomka, who resigned on April 30th, served on the Board since June 2007 and was also the Chairman of the Compensation Committee.

The Board intends to fill the vacancy thus created at the next scheduled Board Meeting. The Board remains committed to its goal of increasing long-term shareholder value. The Board continues to be confident in the Company’s strategy for both its solar business that includes greater vertical integration, development of its brownfields initiative and its burgeoning solar systems rollout in North America and China and its Planar Optoelectronic Technology (POET) device development program.

The Company’s next Annual General Meeting of Shareholders is scheduled for Tuesday June 21, 2011.

---

## GT Solar hits the jackpot with \$218.9 million order

The order for sapphire crystallisation furnaces from China based firm HTOT shows that the buoyant market for this technology is growing.

GT Solar International, a global provider of sapphire and silicon crystalline growth systems and materials for the solar, LED and other specialty markets, has received an order for its advanced sapphire crystallisation furnaces.

The order totals \$218.9 million and is from China-based Guizhou Haotian Optoelectronics Technology (HTOT). The order marks HTOT’s entrance into the fast-growing LED industry, and



continues GT Solar's market momentum for its sapphire crystalline growth technology based on its advanced sapphire furnace. The order will be included in GT Solar's backlog for its current Q1 FY12, which ends on July 2, 2011.



GT Solar's Advanced Sapphire Furnace (Photo: Business Wire)

"Our entrance into the LED market offers a new strategic growth opportunity for our company and Guiyang City as well as the Guizhou region of China," said Hao Xu, chairman of the board of Guizhou Industrial Investment Group.

"Our new sapphire production facility will help to stimulate economic growth in the region and establish HTOT as a leading supplier of material to the LED industry. This project requires a technology partner that can deliver reliable, highly productive equipment as well as installation and support know-how to quickly get our new factory up and running. We selected GT Solar because of its leading technology, proven track record, and years of experience enabling cost-effective, high-volume manufacturing," concluded Xu.

"We are pleased that HTOT has selected our advanced sapphire crystallisation furnaces and look forward to a long and successful partnership over the coming years," said Tom Gutierrez, GT Solar's president and CEO. "We continue to see growing interest from companies looking to enter the fast-

growing LED industry. Our sapphire crystal growth technology provides a proven path to producing high quality material, and our global installation and support resources enable our customers to quickly ramp to high volume, low-cost manufacturing."

GT Solar's advanced sapphire furnace technology is the result of over 40 years of continual process improvement and development at Crystal Systems, which was acquired by GT Solar in July of 2010. Crystal Systems is recognised as one of the leading providers of quality sapphire material for the LED and specialty optical and mechanical industries.

HTOT will be a vertically integrated manufacturer of a wide range of sapphire products including sapphire crystal, sapphire cores, sapphire wafers and other crystalline products for LEDs, RFICs, optoelectronics and other optical applications. Once fully operational, HTOT will be capable of producing very high-quality sapphire in volume production of various sizes and orientations of substrates and windows.

## Q-Cells expands horizons in Japanese PV residential market

The firm is teaming up with Japanese installers and has formed an innovative sales network, QMC which offers integrated residential photovoltaic solutions to Japanese end customers.

Q-Cells SE, a leading CIGS solar developer and manufacturer says it is the first company of German origin to enter the Japanese residential market with integrated photovoltaic (PV) solutions.

In order to ensure a successful market entry, QCells has founded the Q-Cells Meister Club (QMC), which is an innovative sales network of selected local installers, offering residential PV solutions with Q-Cells solar modules. The QMC delivers Japanese residential end customers high quality solar systems kits for their roof-top installations from a single source.

"The QMC was initiated before the earthquake hit Japan", says Nedim Cen, CEO of Q-Cells SE. "Yet, we believe that solar energy will be an important

resource and growing market for the Japanese energy supply. This is why Q-Cells strengthens its presence in Japan with local partners and PV solutions.”

Since January 2010, Q-Cells has been running an office in Tokyo, selling its solar cells, multi crystalline solar modules Q.PRO and Q.BASE and thin-film solar modules Q.SMART. With the official start of QMC in early March, Q-Cells moves into offering complete PV packages to residential end customers.

The residential market makes up for 90% of the overall photovoltaic market in Japan with a forecast volume of 1 GWp in 2011. In March, Q-Cells installed its first residential system of 9.87 KWp in Osaka, which can make up for an electricity supply of 10.594 kWh or a reduction of 3.300 kg CO<sub>2</sub> emissions per year.

The QMC already counts 30 members, offering entire solar systems kits, including solar modules, inverters, mounting systems, monitoring systems, cables and other components. The members of the QMC benefit from installation and sales trainings provided by Q-Cells with the overall aim, to offer highly secure and best quality system kits and services to Japanese customers.

“Our German Engineering solar modules match the quality of the components of our selected local partners and meet the high quality requirements of Japanese customers”, said Steffen Studeny, Managing Director of Q-Cells Japan. Q-Cells will put further effort in increasing the number of members of the QMC throughout 2011.

The main advantages of Q-Cells solar modules are their outstanding low-light behaviour, their flex-resistant frame as well as their resistance to high snow and wind loads up to 5.400 Pascal. This makes the systems also suitable for snowy areas and low irradiation regions in Japan.

---

## Emcore raises \$9.6 million in private share transaction

The capital raised from this transaction will allow Emcore to aggressively execute its business plan.

Emcore Corporation has entered into a Stock Purchase Agreement to sell an aggregate of 4,407,603 shares of its common stock to Shanghai Di Feng Investment Co. Ltd. in a private placement.

The transaction, which represents 4.9% of the total number of shares outstanding, is expected to raise a total of approximately \$9.6 million. The purchase price per share for the shares sold in such private placement will be \$2.19, representing a discount of approximately 5.3% based on a 15-day volume-weighted average price as of April 25, 2011.

Emcore did not issue any warrants or pay any broker fees or commissions in connection with the transaction. The closing of the private placement is subject to the completion of customary closing conditions for transactions of this type, including approval of applicable Chinese government agencies.

The shares of common stock sold in this private placement have not been registered under the Securities Act of 1933, as amended (the “Securities Act”), or applicable state securities laws, and accordingly may not be offered or sold in the United States except pursuant to an effective registration statement or an applicable exemption from the registration requirements of the Securities Act and such applicable state securities laws.

The Company has agreed to register the shares of common stock issued in this private placement pursuant to an S-1 registration statement to be filed by the Company with the Securities and Exchange Commission.

“This Common Stock Private Placement, combined with our line of credit with Wells Fargo and our improved operating performance, has substantially improved the Company’s liquidity position. The capital raised from this transaction will allow the Company to aggressively execute its business plan,” said Hong Q. Hou, President and CEO of Emcore.

Net proceeds from this sale of the shares will be primarily used for capital expenditures and increases in working capital necessary to support the growth in certain sectors of our business.

# Power Electronics

## Anadigics' InGaP PA powers Samsung Droid Charge smartphone

The firm's AWC6323 indium gallium phosphide dual-band power amplifiers enable the Droid Charge, Samsung's first 4G LTE smartphone.

Anadigics, a provider of RF products has announced that it is shipping production volumes of its AWC6323 dual-band High-Efficiency-at-Lower-Power (HELP3E) power amplifiers (PAs) to Samsung Electronics for the Droid Charge smartphone.



The feature packed Droid Charge includes a 4.3 inch AMOLED display, rear-facing 8 megapixel camera, front-facing 1.3 megapixel camera and Android 2.2 operating system.

“The Samsung Droid Charge raises the bar for 4G Android smartphones, by delivering an exceptional multimedia experience,” said Michael Canonico, senior vice president of worldwide sales at Anadigics.

“With a stunning 4.3 inch Super AMOLED Plus display, sharp 8 megapixel camera, and HTML5 Web browser, this device provides an unparalleled mobile lifestyle experience. Anadigics has forged a strong relationship with Samsung Electronics by providing power amplifiers with industry-leading

efficiency, linearity, and integration. We look forward to supporting Samsung through each successive generation of mobile connectivity,” he continued.

Anadigics' AWC6323 PA is part of the company's HELP3E product family. These PAs use the Anadigics' exclusive InGaP-Plus technology to achieve optimal efficiency across low-range and mid-range output power levels and provide low quiescent currents. The compact 3 mm by 5 mm package footprint can reduce printed circuit board space by 25% compared with current generation single-band solutions.

The AWC6323 has three mode states to achieve high power-added efficiencies at low-range and mid-range output power levels. With a low quiescent current of 4 mA, Anadigics says the AWC6323 features the best-in-class linearity at maximum output power.

The highly integrated module has independent PCS and cell-band PAs in a single package, internal voltage regulation and integrated RF coupler.

## RFMD branches out with P2P radio chipsets

The highly integrated chipsets, which employ the firm's 0.15µm gallium arsenide technology, optimise each front end component for next-generation high-capacity 3G/4G radios using complex modulation schemes.

RF Micro Devices, a designer and manufacturer of high-performance radio frequency components and compound semiconductor technologies, has expanded its product portfolio to include several point-to-point (P2P) radio chipsets targeting the growing cellular backhaul market.

The highly integrated radio chipsets combine multiple RF/microwave radio front end components and expand RFMD's product portfolio to encompass all critical RF and IF functions in the P2P radio transceiver.

The P2P radio market is growing rapidly as the proliferation of smartphones and the increasing demand for mobile data are forcing cellular operators to expand capacity in cellular backhaul

networks. RFMD's highly integrated P2P radio chipsets help to satisfy operators' capacity expansion requirements by optimising each front end component for next-generation high-capacity 3G/4G radios using complex modulation schemes.

The front end components deliver industry-leading narrowband performance, enabling the realization of state-of-the-art radio performance. Additionally, the broadband nature of the front end components enables radio designers to maximize design flexibility and simplify inventory bill-of-material control.

Jeff Shealy, general manager of RFMD's Defence and Power business unit, said, "RFMD is rapidly expanding our product portfolio in support of the Point-to-Point microwave radio market. With the launch of these highly integrated radio chipsets, RFMD enables our customers to develop high-reliability, next-generation Point-to-Point radio solutions while reducing design time requirements and lowering overall bill-of-material costs."

Each new RFMD P2P radio chipset is available in a surface mount QFN package. The integrated up-converters include a LO amplifier (with integrated x2 multiplier where applicable), IQ mixer, VVA and driver amplifier in a single package. The integrated down-converters utilise 0.15µm GaAs technology to deliver industry-leading IIP3 and noise figure performance. Finally, the integrated MMIC VCOs exhibit industry-leading phase noise performance coupled with flat output power over the frequency tuning bandwidth. To complement the new radio chipsets, RFMD also offers a comprehensive portfolio of converters and gain blocks aimed at the IF section of the radio.

Samples and production quantities are available now through RFMD's online store at <http://www.rfmd.com/products> or through local RFMD sales channels.

---

## RFMD raises the bar with qualified 65 V GaN1 process

The 65V gallium nitride process succeeds the firm's GaN1 process for 48V and enables miniature, 0.5kW power devices with high operating efficiency for L- and S-Band military and civilian radar

applications.

RF Micro Devices, a designer and manufacturer of high-performance radio frequency components and compound semiconductor technologies has qualified its GaN1 power semiconductor process technology for 65V operation.

The high reliability power semiconductor process technology supports RFMD's GaN-based power semiconductor product designs and is also available to foundry customers through RFMD's Foundry Services business unit.

Previously, RFMD's GaN1 power semiconductor process technology had been qualified for 48V operation. The increase in operating voltage from 48V to 65V enables miniature, 0.5kW power devices with high operating efficiency for L- and S-Band military and civilian radar applications.

Bob Van Buskirk, president of RFMD's Multi-Market Products Group (MPG), said, "The qualification of our 65V GaN1 power process technology enables RFMD to target multiple higher voltage market opportunities across MPG's diversified markets while helping our foundry customers to design smaller periphery die for high power applications. RFMD continues to optimize our game-changing GaN process technology for both foundry customers and proprietary RFMD product designs, with particular emphasis on higher peak efficiency, lower power consumption and higher linearity."

RFMD's 48V GaN1 process technology is an established performance leader in the high power semiconductor industry, and RFMD's 65V GaN1 process technology moves the performance bar even higher. RFMD's 65V GaN1 process technology demonstrates a Mean-Time-to-Failure (MTTF) of 43 million hours with a channel temperature of 2000C at power densities of 10 W, a significant industry performance benchmark. The high reliability power semiconductor process is ideally suited for higher voltage operations in next generation military, radar, and public/defence mobile radio applications.

## Nitronex announces smallest gallium nitride broadband 5W PA

The firm says its NPA1003 GaN-on-Silicon MMIC enables the world's smallest 5W 20-1500 MHz PA solution.

Nitronex, a designer and manufacturer of GaN based RF solutions for high performance applications in the defence, communications, cable TV, and industrial & scientific markets, says it has developed the industry's smallest broadband 5W PA solution.

The NPA1003 is a GaN PA MMIC and features a 4mm x 4mm thermally-enhanced QFN package with RF input and output matched to 50  $\Omega$ . The highly integrated NPA1003 GaN MMIC only requires an external resistor and inductor to provide bias. With output power over 5W from 20 to 1500MHz and typical efficiency of over 50%, the overall solution size is less than 0.25 square inches.

"The new NPA1003 has created a pull in the market that we fully anticipated it would," commented Gary Blackington, VP of Sales & Marketing at Nitronex. "This new device has filled a market void with the right power, gain, frequency response, compact size, and ease of use all at the right price point. We have already achieved several design-ins at top tier accounts."

"Nitronex's MMIC process was established under a joint development agreement with a large military contractor, resulting in a fully-qualified, production-ready process in July 2009. We have worked with multiple strategically selected customers since 2009 to develop and productize custom MMICs and have shipped more than 50,000 production devices to customers," said Ray Crampton, VP of Engineering at Nitronex.

"Nitronex's proprietary GaN-on-Silicon process has a significant advantage over our competitors using SiC substrates. Our superior starting substrate quality and cost structure allow us to develop high performance, large area MMICs at competitive prices which gives us the freedom to solve customer problems in ways our competitors can not."

Nitronex's qualified MMIC process is based on a 28V, 0.5 $\mu$ m gate length GaN HEMT and features

high voltage capacitors, air bridges, through-wafer vias, nichrome and epi resistors, and two levels of metal interconnect. Furthermore, a 3.5 $\mu$ m plated gold top metallization results in low loss inductors, and a high resistivity silicon substrate is used which supports low loss transmission lines to over 20 GHz.

## Toshiba introduces GaN HEMT PA for extended Ku-Band

The high power, high gain devices include Toshiba's gallium nitride amplifier for satcom applications to support VSAT.

This week at the 2011 IEEE MTT-S International Microwave Symposium, Toshiba America Electronic Components (TAEC) and its parent company, Toshiba Corporation revealed the TGI1314-25L, GaN HEMT. This is the latest addition to its power amplifier (PA) product family.



The TGI1314-25L, Toshiba's new GaN HEMT for Ku-band satellite communication application, operates in the 13.75GHz to 14.5GHz range with output power of 25W. The device features output power of 44.0dBm (typ.) with 39dBm input power, linear gain of 8.0dB (typ.) and drain current of 2.5 Amps (typ.) and an efficiency of 29 %. The new product comes in a 77-AA07A package and is targeted to Satcom applications including very small aperture terminals (VSAT).

"The expansion of Toshiba's GaN power amplifier family brings higher gain and very efficient features

to microwave designers, which reduce heat sink requirements and enable smaller terminals and converters with a full GaN HEMT line-up that includes drivers,” said Homayoun Ghani, business development manager, Microwave, Logic, and Small Signal Devices, TAEC Discrete Business Unit.

“Since Toshiba released its 50W Ku-band product a few years ago, many customers have requested a full line-up of GaN HEMTs, which will simplify the power supply design of Solid-State Power Amplifiers (SSPA) and block up converters (BUC). In addition, small output power applications, such as VSAT, can benefit from GaN HEMTs, making fan-less or very small equipment possible,” he concluded.

In 2009, Toshiba announced the addition of the Extended Ku-band TGI1314-50L to its GaN power amplifier family, which operates in the 13.75GHz to 14.5GHz range for Satcom to support SSPA applications. The TGI1314-50L is now in mass production.

Samples of the TGI1314-25L will be available in the third quarter 2011, with mass production scheduled for the fourth quarter 2011.

## Fujitsu develops world’s first GaN HEMT T/R C-Ku band module

The firm’s latest gallium nitride creation enables consolidation of communications equipment into one compact module.

Fujitsu Laboratories has successfully developed what it claims is the world’s first transmitter/receiver (T/R) module using GaN HEMT technology.

It features an output of 10 W and operates in a wide bandwidth range of C-band, X-band, and Ku-band (C-Ku band) radio frequencies over 6-18 GHz.

By combining the world’s best performing GaN power amplifier (PA) developed last year with the newly developed GaN low-noise amplifier (LNA), the researchers achieved a compact T/R module that generates a high-output.

This technology makes possible the integration of multiple types of communications equipment—each currently operated at a different frequency range—into a single module, making for the development of smaller, lighter radar equipment and wireless communication systems.

GaN is used as a blue-LED in traffic signal lights, and compared to the conventional semiconductor materials of silicon and GaAs, it features a high saturation carrier velocity and relative resistance to the breakdown caused by voltage. Given these characteristics, GaN HEMTs show promise for high-output and exceptionally efficient operations.

In line with the advance of a network-based society, radio wave demand in a variety of wireless systems is expected to increase even further. For example, aircraft radar typically switches between the C-band, which can detect distant objects and works well in rain, and the X- and Ku-bands which are able to measure physical objects with high-precision.

Currently, this demand for multiple frequency ranges requires different communications equipment each suited to their respective frequency band. However, a single T/R module capable of covering the entire C-Ku band range would meet a variety of needs, allowing systems to become more compact.



### Figure 1: Usage scenarios for multifunctional radars operating across C-Ku bands

T/R modules are essential to operate multifunctional radar over a broad spectrum. Users therefore demand that T/R modules possess wideband features capable of operating across multiple frequency ranges, and high output performance so as to cover a wide area.

To develop a T/R module with 10 W-class high output power over a wide broadband range, such as the C-Ku band, not only is a wideband PA and LNA required, but it is also critical to improve the T/R module's heat dissipation characteristics as heat generation intensifies in tandem with higher output levels.

In addition, it is also necessary to reduce signal losses in the input/output terminal to maintain frequencies up to 18 GHz. This is because at higher frequency ranges input/output signal losses increase in the terminal portion of the T/R module.

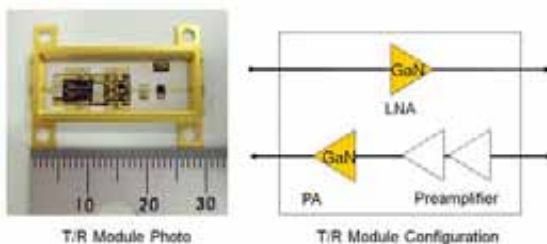


Figure 2: Photo and structure of GaN wide broadband T/R module

Key features of the new technology include an embedded heat sink structure that efficiently dissipates the heat generated at high output levels. The heat sink is built into the T/R module's multilayer alumina ceramic substrate. Compared to previous designs, heat dissipation improved by a factor of five times, enabling high output levels of 10 W.

An ultra-broadband terminal structure reduces the input/output terminal signal loss that occurs at higher frequencies. High frequency signals passing through the module can be transmitted at up to 40 GHz, three times the frequency levels of previous designs.

In addition to the GaN HEMT PA, the researchers

have now developed a new LNA that uses a GaN HEMT. The compact 2.7 × 1.2 mm LNA achieves a gain of 16 dB across 3-20 GHz, and noise figures of 2.3-3.7 dB, representing one of the world's best performance levels.

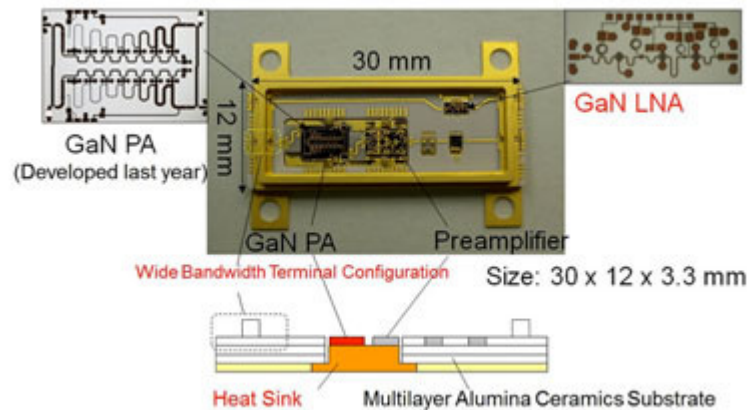


Figure 3: Photo and cross-sectional diagram of GaN wide broadband T/R module

The T/R module measures only 12 × 30 mm and paves the way for further system integration in broadband communications and radar systems that utilise various frequencies, meaning more compact and lighter equipment.

## Cree unveils gallium nitride HEMTs for S-Band radar

The firm will be showcasing its GaN transistors and MMICs which it says deliver industry leading power and efficiency for applications at 2011 IEEE IMS.

The firm says these products offer power and efficiency achieving typical power-added efficiencies (PAEs) of 60%. This results in a reduction in power consumption of up to 20% over existing solutions.

“Cree is pleased to offer these industry leading S-Band GaN HEMT devices for a variety of civilian and military applications, such as air traffic control, weather radar, and homeland defence. Thermal management is a key consideration for radar systems and Cree GaN HEMT products are enabling ultra-high efficiency solutions, which result in lower dissipated power, simplified power distribution, smaller device footprints and lighter weight systems,” said Jim Milligan, Cree, director of

RF.

The S-Band transistors, CGH31240F and CGH35240F, are fully internally matched to 50  $\Omega$  and provide saturated RF output power of 240 watts over 2.7 to 3.1 GHz and 3.1 to 3.5 GHz, respectively, with power gains of greater than 11dB in small package footprints (0.9" x 0.68") with typical power added efficiencies of 60%.

The devices also demonstrate impressive pulse droop of less than 0.2dB at specified operating conditions, owing to the combination of high efficiency and the superior thermal properties of GaN on SiC when compared to other technologies such as GaAs and Si.

The CMPA2735075F is a two-stage GaN HEMT high power MMIC amplifier providing a saturated RF output power of 75 watts over 2.7 to 3.5 GHz with a power gain of 20dB in a small package footprint (0.5" x 0.5"). This, Cree says is the first and only S-Band GaN HEMT MMIC HPA on the market which offers 60% typical PAE with RF pulse widths of 300 microseconds and a 20% duty cycle.

---

## EPC reveals second generation 200 V eGaN power transistor

The EPC2010 delivers high frequency switching with enhanced performance in a lead-free, RoHS compliant package.

Efficient Power Conversion Corporation (EPC) is introducing the EPC2010 as the newest member of its second-generation enhanced performance eGaN FET family. The EPC2010 is environmentally friendly, being both lead-free and RoHS-compliant.

The EPC2010 FET is a 200 VDS device with a maximum RDS(ON) of 25 milliohms with 5 V applied to the gate. This eGaN FET provides significant performance advantages over the first-generation EPC1010 eGaN device. The EPC2010 has an increased pulsed current rating of 60 A (compared with 40 A for the EPC1010), improved RDS(ON) at very low gate voltages, and lower capacitance.

Compared to a state-of-the-art silicon power MOSFET with similar on-resistance, the EPC2010 is smaller and has many times superior switching performance. Applications that benefit from eGaN FET performance include high-speed DC-DC power supplies, point-of-load converters, class D audio amplifiers, hard-switched and high frequency circuits.

"EPC was the first company to make gallium nitride power FETs commercially available. With our second-generation of products, we are now raising the bar for the performance of gallium nitride FETs. In addition, our new generation of eGaN products are the first gallium nitride FETs to be offered as lead-free and RoHS-compliant," said Alex Lidow, co-founder and CEO.

In 1k piece quantities, the EPC2010 is priced at \$5.06 and is immediately available through Digi-Key Corporation.

---

## Kyma enhances product portfolio with AlGaN templates

Initially developed as part of an advanced mid UV LED technology research project, the firm is hoping its AlGaN Templates will also highly impact high power RF communications and high power switching electronics.

Kyma Technologies, a supplier of crystalline nitride semiconductor materials, has added AlGaN templates to its product portfolio.

Kyma developed this product in collaboration with a partner as part of an advanced mid UV LED technology research project, which is ongoing. However, AlGaN Templates have great potential to impact other applications too, including high power RF communications and high power switching electronics.

Kyma's initial AlGaN Template product offering consists of a 5-micron thick epi-ready Al<sub>0.9</sub>Ga<sub>0.1</sub>N buffer layers grown on top of a 2" diameter sapphire substrate. Additional compositions and thicknesses will be offered in the future.



“Transistors based on AlN/AlGaN heterostructures have already been demonstrated which outperform their GaN counterparts in high temperature operation that is required for uncooled automotive applications,” stated Ed Preble, Kyma’s Chief Technology Officer. “Our AlGaN templates should support a further boost in transistor performance since they support lower defect density active regions when compared to typical MOCVD or MBE buffer layers grown on SiC or sapphire substrates.”

Keith Evans, Kyma’s president & CEO, added, “Our engineers have accomplished a lot very quickly and have already demonstrated high Al-content crack-free AlGaN layers over 10 microns thick. And we aren’t stopping there. Our goal is to get up to 100 microns within the next six months and to demonstrate free-standing AlGaN in 2012.”

In the future, the company plans to expand their AlGaN Template product offering to other combinations of Al-content, AlGaN thickness, substrate diameter (e.g., 3” and 4”), and substrate composition (e.g., silicon and SiC).

## Skyworks to acquire power management guru Advanced Analogic Tech

The firm is expanding its portfolio with Advanced Analogic’s cutting edge analogue products and accelerates Skyworks’ entry into adjacent vertical markets.

Skyworks Solutions, an innovator of high reliability analogue and mixed signal semiconductors enabling a broad range of end markets, has signed a definitive agreement to purchase Advanced Analogic Technologies Incorporated.

Advanced Analogic is a semiconductor company focused on enabling energy-efficient devices for consumer electronics, computing and communications markets. This acquisition expands Skyworks’ portfolio with highly complementary analogue semiconductor products including battery chargers, DC/DC converters, voltage regulators and LED drivers. The analogue power management market is expected to grow to \$12.1 billion in 2014, up from \$9.9 billion in 2010 according to Gartner

market research.

“Skyworks’ acquisition of Advanced Analogic Technologies will enable us to further capitalise on our strong smart phone, tablet, set-top box and infrastructure positions with an expanded and differentiated product portfolio while accelerating our entry into new vertical markets,” said David J. Aldrich, president and chief executive officer of Skyworks.

“At a higher level, analogue power management semiconductors represent a strategic growth market for Skyworks as our customers increasingly demand both ubiquitous wireless connectivity and power optimization across seemingly every kind of electronic platform. With Advanced Analogic Technologies, Skyworks will be well positioned to address these massive twin market opportunities leveraging our broad customer relationships, innovative product portfolios and increasing operational scale,” he continued.

“The Advanced Analogic Technologies team is excited to be joining forces with Skyworks given their leadership market positions coupled with scale advantages,” said Richard K. Williams, president, chief executive officer and chief technical officer of Advanced Analogic Technologies. “Both companies share a common vision of the enormity and growth potential of the analogue semiconductor market. Together, we can better address our customers’ demand for highly integrated power management solutions across a broader range of markets and applications. We believe this transaction will benefit our customers, employees and, most importantly, our shareholders.”

Skyworks has entered into a definitive agreement to acquire Advanced Analogic Technologies for a nominal price of \$6.13 per share, representing a 52 % premium to Advanced Analogic Technologies’ 30-day trailing average. The \$6.13 nominal share price consists of \$3.68 per share in cash and .08725 of a share of Skyworks common stock for each outstanding share of Advanced Analogic Technologies common stock. The amount of stock is based upon the average closing price of Skyworks common stock over the 30-trading days prior to May 26, 2011.

At that average price, the stock component of the price has a nominal value of \$2.45. The value of

the stock component will be tested again at closing, based on the average closing price of Skyworks common stock during the five trading days prior to the closing. If the average pre-closing value is lower than \$2.45, the amount of cash per share will be increased by the difference, and if the average pre-closing value is higher than \$2.45, the amount of cash per share will be reduced by the difference, to maintain a calculated nominal value of \$6.13 per Advanced Analogic Technologies share in either case.

The transaction is subject to approval by Advanced Analogic Technologies' shareholders. The transaction is also subject to other customary closing conditions, including the receipt of applicable regulatory approvals. Excluding any non-recurring acquisition related charges and amortization of acquired intangibles, Skyworks expects the acquisition to be immediately accretive to non-GAAP earnings post-closing and will finalise estimates of the transaction's financial impact, as well as the accounting for the transaction, upon deal close.

---

## SPTS and Australia's Griffith University to develop SiC-on-silicon technology

The three-year collaboration aims to commercialise SiC-on-silicon as a viable semiconductor material for LED, power and MEMS devices.

SPP Process Technology Systems (SPTS), a manufacturer of plasma etch and deposition, and thermal processing equipment for the semiconductor and related industries, and Griffith University in Australia have signed a joint development agreement (JDA) targeting the commercialisation of SiC-on-silicon technology. SiC-on-silicon substrates have a wide variety of applications for the rapidly growing LED, micro-electro-mechanical systems (MEMS) and power markets.

SiC is an important substrate for growing the GaN films used to manufacture LEDs. The increased radiation hardness, mechanical strength and thermal properties of SiC also make it a suitable replacement for silicon in MEMS devices for

harsh environments. In addition, SiC is used to create semiconductor devices for high power, high frequency applications where the electrical properties of SiC are significantly superior to common silicon.

Technology created by the research team at Queensland Microtechnology Facility (QMF) at the Griffith University's Queensland Micro- and Nanotechnology Centre (QMNC), has demonstrated the ability to grow crystalline SiC directly onto low cost silicon wafers. Through the JDA, SPTS will develop the thermal process and equipment expertise necessary to commercialise the technology.

Three key technologies required for SiC-on-silicon devices are SiC deposition, etch and oxidation. The QMNC has commercially orientated research into all these areas. "The JDA enables transfer of this SiC deposition process technology to device research and development activities, and provides a bridge to volume production through batch processing for up to 300mm diameter Si wafers. SPTS's strength in thermal processing makes them an attractive partner," said Alan Iacopi, Operations Director of QMNC. "This JDA is an important step in the commercialization of our SiC research efforts, especially with a partner with the global reach of SPTS" agreed Sima Dimitrijevic, Project Leader and Deputy Director of QMNC.

"As a market leader in providing capital equipment to the MEMS, LED and Power markets, SPTS is constantly looking at cutting-edge development opportunities. We are very pleased to have this opportunity to work with leading researchers at Griffith University to commercialise their SiC-on-silicon technology," said William Johnson, president and CEO of SPTS. "Providing production knowledge to this collaboration and helping to develop and deliver new materials processing technology is an important business strategy. This JDA further enhances the portfolio of offerings to our served markets and will help to broaden our customer base."

## Mitsubishi Electric's GaN HEMT raises the bar for PAE

With a record PAE rating of 67%, the amplifier is designed for C-band satellites and wireless communication systems.

Mitsubishi Electric has developed a GaN HEMT power amplifier for C-band satellites featuring what it claims is the world's highest power-added efficiency (PAE) rating, 67%.

This is an increase of more than seven points compared to conventional amplifiers. The amplifier is expected to lead to smaller and lighter transmitter devices to help microwave communication satellites save power.

The device has power-saving features to help make satellites more efficient and reliable.

The new amplifier's record PAE of 67% is enabled by the world's first harmonic tuning circuit placed in front of each GaN HEMT cell on the substrate. The PAE was improved by second harmonic impedance of GaN HEMT with highly accurate input control. The harmonic tuning circuit comprises a MIM capacitor and a spiral inductor.

The module has a high output power of 107W (50.3dBm) and is 17.4 x 24.0 x 4.3 mm weighing just 7.1g. It is an internally impedance-matched GaN HEMT amplifier.

As more satellites complete their operational lifespan, the demand is increasing for new microwave communication satellites with smaller, lighter and more efficient satellite transponders. Conventional transponder devices use travelling wave tube amplifiers (TWTAs) because solid-state power amplifiers with GaAs HEMTs, which lack sufficient output power and efficiency, require an additional amplifier to gain high output power. More efficient GaN HEMT amplifiers with high output power, high-field electron velocity and high-breakdown fields are expected to replace TWTAs in communication satellites.


Going forward, Mitsubishi Electric intends to further enhance the efficiency and power performance of GaN HEMT amplifiers for satellites and wireless communication systems.

## Imec processes first power devices on 200mm GaN-on-Si

The wafers were made using an advanced MOCVD system from Applied Materials and the devices were processed using standard CMOS tools.

Imec and its partners in the GaN industrial affiliation program (IIAP) have produced device-quality wafers with GaN/AlGaIn layers on 200mm silicon wafers.

With these wafers, functional GaN MISHEMTs were processed using standard CMOS tools. The used processes are compatible with the strict contamination rules in a standard CMOS processing line (e.g. no use of gold). These first GaN devices on 200mm wafers are an important milestone on the path to cost-effective production of power devices in high-productivity 200mm fabs.



GaN is a promising material for next-generation power devices with a performance beyond what is possible with silicon. Imec has recently succeeded in producing 200mm GaN-on-Si wafers with crack-free surfaces and a bow of less than 50µm.

The wafers were made using an advanced MOCVD system from Applied Materials. The ability to use 200mm wafers is an important milestone, because it brings processing in reach of regular high-productivity 200mm fabs, allowing for an important cost reduction compared to processing smaller wafers on dedicated processing lines.

A second prerequisite for cost-effective processing, next to the wafer size, is that power devices can be fabricated with processes that are compatible with standard CMOS processes and tools. Imec proved this by processing its GaN-on-Si wafers

using standard CMOS tools, yielding functional GaN MISHEMTs (metal-insulator-semiconductor HEMT).

All equipment was verified for its capability to handle the wafers, and required only minimal adjustments in software and hardware.

Conventionally, gold is used for ohmic contacts and gate structures in power devices, but it makes GaN processing incompatible with conventional CMOS processing.

To overcome this, imec based the ohmic contact formation on an Au-free metallization system, and modified the Schottky gate to a gate dielectric based gold-free metal-insulator-semiconductor (MIS) structure. This introduction of the MISHEMT structure had the added advantage of reducing the high leakage current of conventional HEMTs.

---

## Nitronex ships 500,000th GaN RF device

The company says that expanding markets and customers, alongside an already robust U.S.-based supply chain, sets the stage for continued rapid growth.

Nitronex, a designer and manufacturer of GaN based RF solutions for high performance applications in the defence, communications, cable TV, and industrial & scientific markets, has shipped more than 500,000 production devices since introducing its first production-qualified products in 2006.

Volume production began in 2009, and shipments predominantly consisted of 10 different products to five customers with a roughly even split between domestic and international sales.

“Shipping more than 500,000 devices is a testament to the early successes we’ve had in military communications, jammers, and cable TV infrastructure. We provide our customers with complete RF solutions including final, driver, and pre-driver discrete and MMIC amplifiers, product models, reliability data, and applications support,” commented Charlie Shalvoy, President and CEO of Nitronex.

“We have also established a robust supply chain

with U.S. manufacturing partners based on our proprietary GaN-on-Silicon technology. We believe this is more scalable than competing technologies that are based on exotic substrates. We look forward to continued growth by expanding into emerging GaN markets such as RADAR, and eventually commercial wireless infrastructure,” he concluded.

Nitronex says its patented SIGANTIC GaN-on-Si process is the only production-qualified GaN process using an industry standard silicon substrate. This ensures a robust supply chain, which, combined with innovative new products, has positioned the company well for the significant growth expected in GaN markets in upcoming years.

---

## Berlin to host compound semiconductor conference

Organised by the Fraunhofer Institute and the VDE Association for Electrical Technologies, Electronic & Information Technologies, the conference will address the future of compound semiconductors in micro electronics and optoelectronics.

On May 23, 2011, Andre Geim, the 2010 winner of the Nobel Prize in Physics, opened the 2011 Compound Semiconductor Week with a plenary lecture on graphene.

Here, some 450 scientists and industry representatives will discuss current research findings in the field of compound semiconductors. An example of one of the key topics of the event is how to improve energy efficiency while increasing data rates in communications systems – often referred to as “Green IT”.

The conference took place in Berlin from May 22 to 26. The conference was organised by the Fraunhofer Heinrich Hertz Institute HHI, the Fraunhofer Institute for Applied Solid State Physics IAF, and the VDE Association for Electrical Technologies, Electronic & Information Technologies.

“CSW is the most important international conference for the entire spectrum of compound

semiconductors. Here, participants will get an overview of what will become possible in micro electronics and optoelectronics,” Oliver Ambacher, ISCS 2011 Conference Chair and head of the Fraunhofer IAF, said.

While silicon is still the most important semiconductor material, today no mobile phone, PC or car would work without additional components used in compound semiconductor technology. Compound semiconductor, in contrast to the elemental semiconductor – like silicon -, consists of at least two different types of atoms.

Compound semiconductors are used for light generation with LEDs, photonics and communications engineering, as well as for maximum frequency electronics and power electronics. Since 2010, the CSW has combined the two most important conferences on compound semiconductors – the “International Symposium on Compound Semiconductors (ISCS)” and the “International Conference on Indium Phosphide and Related Materials (IPRM)”.

“Berlin is the ideal location for hosting the CSW thanks to its broad-based research activities in this field,” said Norbert Grote, Chairman of this year’s IPRM and head of department at the Fraunhofer HHI. “Some 450 scientists from all over the world will come to Berlin to exchange their knowledge. This gives us the opportunity to further strengthen the location and to promote these issues.”

Fraunhofer HHI and Fraunhofer IAF are both leading research institutes in the field of compound semiconductors. In Berlin, it is not only institutes and universities such as the Fraunhofer HHI, the Ferdinand Braun Institute, the Paul Drude Institut für Festkörperelektronik, the Institut für Kristallzüchtung, Humboldt- und Technische Universität, as well as the Helmholtz Zentrum, which are active in this field, but also companies like the u2t Photonics AG, a spin-off from Fraunhofer HHI. “When making a phone-call in the US, your chances of the optical components involved having been made in Berlin are pretty good,” said Norbert Grote.

## II-VI declares two-for-one common stock split

This financial measure is intended to further improve the firm’s liquidity and make its shares more accessible to institutional and individual shareholders.

II-VI Incorporated has announced that its Board of Directors has authorised a two-for-one stock split of the Company’s Common Stock in the form of a 100% common stock dividend.

Shareholders of record as of the close of business on June 3, 2011 will receive one additional share of II-VI common stock for each share then owned. II-VI expects that its transfer agent, American Stock Transfer and Trust Company, will distribute the additional shares on or about June 24, 2011. There are currently approximately 31.3 million shares of II-VI common stock outstanding. Upon completion of the stock split, there will be approximately 62.6 million common shares outstanding.

Francis J. Kramer, president and chief executive officer of II-VI Incorporated, stated, “Today’s stock split reflects our continued commitment to building value for our shareholders and demonstrates the confidence of our Board of Directors and management in both the fundamentals and growth potential of our business. In addition, the split is intended to further improve our liquidity and to make our shares more accessible to institutional and individual shareholders.”

II-VI Incorporated is a vertically-integrated manufacturing company that uses crystal growth technology to manufacture and markets products for diversified markets including industrial manufacturing, military and aerospace, high-power electronics and telecommunications, and thermoelectronics applications.

Headquartered in Saxonburg, Pennsylvania, with manufacturing, sales, and distribution facilities worldwide, the company produces numerous crystalline compounds for infrared laser optics, SiC for high-power electronic and microwave applications, and bismuth telluride for thermoelectric coolers.

## Transphorm only company to offer fully GaN solution

The company's 600 V transistor using its patented EZ-GaN technology is ultra-efficient, compact and easy-to-embed, and cuts switching losses by up to 95%.

Transphorm has unveiled its EZ-GaN transistor, the latest in the company's line of breakthrough products designed to eliminate the pervasive power waste that occurs during power conversion in everyday electrical systems and devices.

The company showcased the module at PCIM Europe 2011 Conference.

At a time when energy and environmental constraints call for dramatic improvements in energy efficiency, Transphorm says it is the first company to provide a viable solution to the power conversion problem.

Transphorm's GaN products are designed to replace conventional silicon-based power conversion technology, which can no longer provide efficiency gains without compromising system performance. Transphorm is redefining electric power conversion to help customers optimise their use of existing electrical generation.

Transphorm's 600 V transistor replaces silicon-based super junction transistors and IGBT devices in switch mode power conversion circuits, such as bridge converters and inverters, in order to reduce switching losses by up to 95 percent. The release of the transistor closely follows the EZ-GaN diode launched in March. This, Transphorm says, makes it the world's only company offering customers a Total GaN solution.

"This is the first 600 volt GaN HEMT device to survive accelerated life testing per JEDEC industry standards, which Transphorm has demonstrated in engineering tests," said Umesh Mishra, CEO of Transphorm. "Our transistor has proved that it is possible to switch extremely fast without increasing electromagnetic interference (EMI), a feat never before achieved and most believed to be infeasible."

Transphorm has redefined power conversion

by developing and supplying efficient, compact GaN solutions for electrical energy conversion. The transistor is the latest product that offers customers new opportunities to reduce the size of systems while improving and maintaining efficiency, something that is no longer possible with Silicon-based conversion devices. For example, a unique aspect of the transistor is its improved packaging, which reduces ringing that results in equal or lower EMI.

"Our competitors are using Silicon devices, which have up to 25 times as much switching losses compared to our transistor," said Primit Parikh, President of Transphorm. "Transphorm customers are already using the transistor in products such as power suppliers, PV inverters and motor control systems."

By using a proprietary EZ-GaN transistor and diode, Transphorm can reduce power system size, increase energy density while reducing overall system cost. The EZ-GaN transistor is the latest product aimed to achieve new levels of product performance in semiconductor devices operating at 600 volts or above.

Transphorm designs and supplies application-specific modules for a variety of customers, and plans on launching new products on a quarterly basis. A vertically integrated company, Transphorm offers high performance products at competitive cost and rapid time to market.

Transphorm acknowledges and thanks the Office of Naval Research for the initial and sustained funding of all aspects of the GaN technology, including materials, RF transistors and power transistors.

Transphorm also gratefully acknowledges the funding from DARPA and the support of ARPA-E in the development of advanced high frequency, compact and efficient GaN-based inverters that will revolutionise motor drives in the future, while helping us to provide our customers with near-term solutions.

## EPC eGaN FETs win ACE award for “Energy Efficiency Technology”

The firm has been recognised for its enhancement-mode FETs and has been awarded the prestigious EE Times award for demonstrating leadership and innovation.

Efficient Power Conversion Corporation’s (EPC) family of enhancement-mode GaN on silicon (eGaN) power FETs has won the Energy Technology Award issued as part of the prestigious EE Times Annual Creativity in Electronics (ACE) Awards. These awards celebrate the creators of technology who demonstrate leadership and innovation in the global industry and shape the world we live in.

“We are very proud to have won the ACE Award. This award substantiates that EPC’s enhancement-mode GaN power transistors represent a major breakthrough in power conversion technology. We believe that performance from silicon-based MOSFETs has reached the end of the road and that eGaN technology will lead the way for continued increases in performance in power management.” said Alex Lidow, EPC’s co-founder and Chief Executive Officer.

In its seventh year, the EE Times ACE Awards is a leading electronics industry recognition award selected by a panel of distinguished industry technology leaders. The awards were announced on May 3rd at an event honouring the people and companies behind the technologies that are changing the way we work, live and play.

The Energy Technology Award is a new category this year recognising those companies that have made the most significant contribution through the introduction of new concepts and products that help conserve energy or create new energy sources. EPC eGaN FETs have lower losses and higher switching frequency capabilities than power MOSFETs or IGBTs. These advantages can be applied in power conversion circuits to significantly reduce the consumption of electricity and enable greater penetration of alternative energy generation.

Spanning a range of 40 Volts to 200 Volts,

and 4 milliohms to 100 milliohms, eGaN FETs demonstrate significant performance advantages over state-of-the-art silicon-based power MOSFETs. EPC’s technology produces devices that are smaller than similar resistance silicon devices and have many times superior switching performance.


Applications that benefit from this eGaN performance are DC-DC power supplies, point-of-load converters, class D audio amplifiers, notebook and netbook computers, solar microinverters, Power over Ethernet (PoE), LED drive circuits, telecom base stations, and cell phones, to name just a few.

Products based on eGaN technology are available today and are priced between \$1.12 and \$5.00 in 1k quantities.

## Farnell markets high-reliability SiC diodes

The SiC diodes are suitable for high-temperature operation and feature low forward voltages. They are ideal for the most demanding applications including high-efficiency and high-frequency designs.

Farnell has announced the stocking of two new high-performance product ranges from TT electronics. One of these is Semelab’s SML family of six high reliability SiC diodes.



Semelab’s family of SiC diodes combines the attributes of silicon carbide and advanced packaging to provide high-end performance and

reliability. Suitable for high-temperature operation and featuring low forward voltages, the devices are ideal for the most demanding applications including high-efficiency and high-frequency designs, says the company.

“The addition of these two high performance product ranges from the TT electronics portfolio increases the choice of device solutions we can offer to our customers,” said Richard Curtin, head of product and supplier management, Farnell Europe. “By offering specialised components like these, with applications engineering support, design engineers can utilise Farnell and the element14 online community as a one-stop resource for all their new designs.”

---

## Kyma cashes in with \$400k grant

The firm is one of 16 selected by North Carolina Green Business Fund to improve its plant efficiency by a very significant amount.

Kyma Technologies, a supplier of ultra-high purity crystalline GaN and AlN materials and related products and services, has won an NC Green Business Fund grant to develop a more energy efficient manufacturing facility.

The NC Green Business Fund which is managed by the North Carolina Department of Commerce. Triangle-based companies and organisations have been awarded more than \$2.8 million in grants from the North Carolina Green Business Fund, state Commerce Secretary Keith Crisco announced.

Statewide, a total of 16 organisations received grants which totalled to \$4.6 million; the grants are being funded through the American Recovery and Reinvestment Act.

Under this award, Kyma will receive over \$400,000 to install several elements of an ultra-high energy efficiency manufacturing infrastructure. This includes installation of a geothermal heating, ventilation, and air conditioning (HVAC system); installing better insulation; implementation of high efficiency LED based solid state lighting; implementation of smart utility control sensors; and creation of an energy usage monitoring and

optimisation centre.

“While we have always prided ourselves with our relatively low carbon footprint, especially compared to that of many of our competitors, NC Green’s support is going to enable us to improve our plant efficiency by a very significant amount,” said Heather Splawn, Kyma vice president of operations.

Keith Evans, Kyma’s president and CEO, added, “We are pleased to receive the support of the NC Department of Commerce’s NC Green fund. This helps us become even greener in the manufacturing of our products, which is almost poetic, because our products in turn are used by our customers used to make their products greener too.”

Kyma’s GaN and AlN materials are designed to enable their customers to make energy efficient nitride semiconductor devices such as LEDs and power switching electronics.

The market for nitride semiconductor devices is expected to surpass \$65B over the long term, including over \$32B in visible lighting applications and over \$33B in power electronics applications.

---

# Equipment and Materials

## RFMD(R) Expands Portfolio of Broadband Components With New IQ Modulators Featuring Integrated Local Oscillators

RFMD’s World-Class IQ Modulators Drive Superior Integration and Industry-Leading Performance

RF Micro Devices, Inc. (Nasdaq:RFMD), a global leader in the design and manufacture of high-performance radio frequency components and compound semiconductor technologies, today announced it has extended its portfolio of broadband components to include two new



low power IQ Modulators featuring integrated fractional-N synthesizers and voltage controlled oscillators (VCO).

The RFMD2080 and RFMD2081 are broadband devices capable of generating output frequencies from 45MHz to 2700MHz. They are suitable for a wide range of applications, including satellite communications, Point-to-Point radio, software defined radio, and other wireless and wireline applications requiring QPSK/QAM modulators. The broadband nature of the components and the integration of the local oscillator offer customers a competitive combination of functionality, versatility, and size.

The RFMD2080 features a baseband interface incorporating programmable filtering and gain control. Optimized for low power operation, the device has current consumption of 150mA from a 3V supply, allowing customers to create more environmentally friendly systems with reduced power consumption. Both the RFMD2080 and RFMD2081 are programmable using a simple 3-wire serial interface and offered in QFN 5x5mm packages.

Alastair Upton, general manager of RFMD's Broadband Components Business Unit, said, "RFMD's new IQ Modulator products significantly reduce implementation size and complexity, power consumption and cost for our customers. We are very pleased to offer these market-leading devices, which leverage our optimal technology matching (OTM®) strategy and highlight our 'green' approach to product development and performance."

---

## Nanometrics to open Singapore Advanced Metrology Centre

The advanced modelling capabilities at the new centre expands support to the firm's Asia customer base.

Nanometrics Incorporated, a provider of advanced metrology systems, is opening the "Singapore Advanced Metrology Centre", an applications development center for customers using

Nanometrics metrology systems.

The centre provides dedicated support throughout Asia for customers requiring advanced modelling of complex structures and recipe development. Nanometrics investment and commitment to additional applications resources reflects the rapid growth and adoption of optical critical dimension (OCD) technology in semiconductor manufacturing due to smaller, more complex structures and new materials.

The Singapore location provides access to a large pool of technical talent and a significant concentration of the company's customers. In addition to applications development staff, the facility also includes sales and service support for Nanometrics customers. It also serves as a training center for regional customers and Nanometrics' branch offices.

"This expansion is important to our efforts to improve responsiveness in Asia and to better serve our customers," said Nagesh Avadhany, vice president of applications engineering and training programs. "We are pleased to have a highly-skilled local staff of engineers and scientists who now form the core of our regional applications team. They bring to Nanometrics a vital resource to build our customers' confidence in our ability to enable their most critical structures."

"Singapore offers a deep talent base, and will serve as a gateway to all of our customers in Asia," said Timothy J. Stultz, president and chief executive officer. "This significant commitment to our customers in the region will help us serve them as a more local company, with improved access and communication. We look forward to expanding relationships with our customers, as we grow our team in Singapore."

---

## Riber revenue set to double to €40 million over 5 years

MBE Systems business growth will be driven by the expansion of the commercial offer, made possible by the development of new dedicated systems for research institutes and the semiconductor industry, which is seeing an average annual growth rate of 8%.

At its combined general meeting, Riber, a global provider of MBE equipment, set out its objectives for the current year and presented its development plan for 2011-2015.

Thanks to Riber's portfolio of orders, it is able to forecast strong growth in its business over 2011. At April 30th, it represented €19.7 million (€9.2 million at the end of April 2010), including certain sales to be delivered after 2011.

In view of the current order book and the performance recorded over the first quarter, revenues are expected to climb to between €27 and €29 million for 2011, enabling Riber to achieve a further improvement in its profitability.

In the MBE Systems business, growth will be driven by the expansion of the commercial offer, made possible by the development of new dedicated systems for research institutes and the semiconductor industry, which is seeing an average annual growth rate of 8%.

The Services and Accessories business will continue to capitalise on the installed base of 800 systems, combined with growth in epitaxy equipment sales and the development of activities in emerging countries. Sales are expected to grow 40% by 2015.

The diversification into the thin-layer CIGS solar cell technology and OLED markets which look set for strong growth is also expected to support Riber's sales and consolidate its position as a high value-added equipment manufacturer.

Looking ahead to 2015, Riber is targeting €40 million in revenues (compared with €20.7 million in 2010).

---

## Stephen Newberry joins Nanometrics Board of Directors

Newberry is the CEO of Lam Research and serves as a director and vice chairman of Lam's Board of Directors. He is also a director of SEMI, the semiconductor industry's trade association.

Nanometrics Incorporated, a supplier of advanced metrology systems to the semiconductor industry, has announced that Stephen G. Newberry, a veteran of the semiconductor capital equipment industry, has joined its Board of Directors.

"Steve has a track record of creating shareholder value and brings to Nanometrics his extensive experience driving operational excellence," said Bruce C. Rhine, Chairman of the Board of Directors at Nanometrics. "He will be an important sounding board for our management team and contributor to our Board as we focus on growing the value of Nanometrics in the framework of excellent corporate governance."

Newberry is the chief executive officer of Lam Research Corporation and currently serves as a director and vice chairman of Lam's Board of Directors. He joined Lam in August 1997 as executive vice president and chief operating officer and was promoted to the role of chief executive officer in June 2005.

Newberry also serves as a director of Semiconductor Equipment and Materials International (SEMI), the semiconductor industry's trade association. In addition, he serves as a member of the Haas Advisory Board, Haas School of Business, University of California at Berkeley and as a member of the Dean's Advisory Council, University of California at Davis Graduate School of Management.

Prior to joining Lam Research, Stephen Newberry was group vice president of global operations and planning at Applied Materials. He is a graduate of the U.S. Naval Academy and the Harvard Graduate School of Business.

---

## Plasma-Therm voted one of the best for 12th year

The PECVD supplier has been recognised for its excellence when it comes to supplying chip-making and wafer processing equipment, much of it used in the compound semiconductor industry.

VLSIresearch has announced that equipment users have honoured Plasma-Therm, a global supplier of plasma process equipment with one of its "10 BEST

2011 Suppliers of Chip Making Equipment” and one of “THE BEST 2011 Small Suppliers of Wafer Processing Equipment” awards.

This extensive survey which spans two and a half months and four languages, received feedback from more than 550 organisations for this year’s Customer Satisfaction Survey.

Participants in this survey were asked to rate equipment suppliers in fields including Equipment Performance, Customer Service, and Supplier Performance. Two new categories, Trust in Supplier and Partnering, provided additional insight into key attributes of a supplier’s performance in 2011.

Plasma-Therm achieved its 12th consecutive year of being voted one of the 10 BEST and THE BEST Small Suppliers of Wafer Processing Equipment in 2011. This year, Plasma-Therm was also voted one of 10 BEST in Focused Suppliers of Chip Making Equipment.

“Customer service and outstanding equipment performance have always been core values for Plasma-Therm. These VLSIresearch awards continue to validate that we are successfully implementing our principles into action,” said Abdul Lateef, CEO of Plasma-Therm.

Plasma-Therm, founded in 1974, designs, manufactures and supports plasma etch and plasma enhanced chemical vapour deposition (PECVD) equipment to various high technology market segments and industries.

Plasma-Therm systems are used in markets ranging from leading edge university R&D to high volume production. Served markets include photomask etching, compound semiconductor, wireless communication, MEMS, nanotechnology, data storage, solar cells and LED/photronics processing.

“Plasma-Therm has once again achieved one of the industry’s highest standards for customer satisfaction and equipment performance. The Customer Satisfaction Survey has been measuring these industry standards for over 22 years, and Plasma-Therm has proven, year after year, to affirm their commitment to these important goals,” said Risto Puhakka, President of VLSIresearch.

## Berlin to host compound semiconductor conference

Organised by the Fraunhofer Institute and the VDE Association for Electrical Technologies, Electronic & Information Technologies, the conference will address the future of compound semiconductors in micro electronics and optoelectronics.

On May 23, 2011, Andre Geim, the 2010 winner of the Nobel Prize in Physics, opened the 2011 Compound Semiconductor Week with a plenary lecture on graphene.

Here, some 450 scientists and industry representatives will discuss current research findings in the field of compound semiconductors. An example of one of the key topics of the event is how to improve energy efficiency while increasing data rates in communications systems – often referred to as “Green IT”.

The conference took place in Berlin from May 22 to 26. The conference was organised by the Fraunhofer Heinrich Hertz Institute HHI, the Fraunhofer Institute for Applied Solid State Physics IAF, and the VDE Association for Electrical Technologies, Electronic & Information Technologies.

“CSW is the most important international conference for the entire spectrum of compound semiconductors. Here, participants will get an overview of what will become possible in micro electronics and optoelectronics,” Oliver Ambacher, ISCS 2011 Conference Chair and head of the Fraunhofer IAF, said.

While silicon is still the most important semiconductor material, today no mobile phone, PC or car would work without additional components used in compound semiconductor technology. Compound semiconductor, in contrast to the elemental semiconductor – like silicon -, consists of at least two different types of atoms.

Compound semiconductors are used for light generation with LEDs, photonics and communications engineering, as well as for maximum frequency electronics and power electronics. Since 2010, the CSW has combined the two most important conferences on compound semiconductors – the “International Symposium

on Compound Semiconductors (ISCS)” and the “International Conference on Indium Phosphide and Related Materials (IPRM)”.

“Berlin is the ideal location for hosting the CSW thanks to its broad-based research activities in this field,” said Norbert Grote, Chairman of this year’s IPRM and head of department at the Fraunhofer HHI. “Some 450 scientists from all over the world will come to Berlin to exchange their knowledge. This gives us the opportunity to further strengthen the location and to promote these issues.”

Fraunhofer HHI and Fraunhofer IAF are both leading research institutes in the field of compound semiconductors. In Berlin, it is not only institutes and universities such as the Fraunhofer HHI, the Ferdinand Braun Institute, the Paul Drude Institut für Festkörperelektronik, the Institut für Kristallzüchtung, Humboldt- und Technische Universität, as well as the Helmholtz Zentrum, which are active in this field, but also companies like the u2t Photonics AG, a spin-off from Fraunhofer HHI. “When making a phone-call in the US, your chances of the optical components involved having been made in Berlin are pretty good,” said Norbert Grote.

---

## **ARC strongly rejects GT Solar litigation claims**

ARC maintains that its sapphire crystallisation equipment and processes are entirely its own, and not linked to those used by GT Solar Crystal Systems and GT Solar Hong Kong.

Advanced Renewable Energy Company, (ARC Energy) has issued the following statement, which can be attributed to Daniel Lyman, secretary and general counsel:

“ARC Energy has reviewed the Complaint filed last week by GT Solar Crystal Systems LLC and GT Solar Hong Kong, Limited and found it completely without merit. ARC’s sapphire crystallisation equipment and processes are entirely our own. We will defend against this action vigorously and we intend to win.”

“GT’s action will not distract ARC Energy’s commitment to providing its customers with the

most advanced technologies and best possible products and services. Nor will it distract us from our mission to deliver innovative, highly automated, sapphire crystal growth equipment and services which dramatically reduce production costs.”

---

## **Aixtron shareholders approve all resolutions**

At the Aixtron SE General Meeting 2011, shareholders elected a new Supervisory Board for Aixtron SE.

Shareholders of Aixtron SE, a leading provider of deposition equipment to the semiconductor industry, voted strongly in favour of the resolutions presented by the Executive Board and the Supervisory Board.

Following the legal conversion of the Company from an AG structure into a European Company at the end of 2010, Aixtron’s shareholders elected a new Supervisory Board for Aixtron SE.

In the first Ordinary General Meeting of the SE, Petra Denk was elected as a new member into the SE Supervisory Board. Denk holds a Doctor of Physics and teaches Business Administration and Energy Management at the University of Landshut.

Joachim Simmroß, who has been involved with Aixtron for more than 21 years and was a founding member of the Aixtron Supervisory Board, had decided not to put himself forward for re-election.

The following resolutions were also approved at Aixtron’s 14th Annual General Meeting:

Dividend payment of 60 Euro-Cents per share for fiscal year 201

Approval of the activities of the members of the Executive Board and of the Supervisory Board during fiscal year 2010

Remuneration of the first and the new Supervisory Board of Aixtron SE

Election of the auditors and the Group auditors for fiscal year 2011

Creation of new Authorised Capital 2011

About 49 percent of Aixtron SE's share capital was represented at the shareholder meeting held at the Eurogress in Aachen, Germany.

The Supervisory and Executive Board speeches given during the meeting were broadcast live via the internet, and are now available as webcasts under ([www.aixtron.com/agm](http://www.aixtron.com/agm)). The speaker notes and the slides to the presentation to Topic 1 of the agenda are also available for download from the website.

## Nanotronics "Point and Shoot" technology ideal for CS defect characterisation

The flexible system images defects on 2" to 8" wafers and aims to eliminate a learning curve for users, whilst providing accurate and easy to interpret data.

Nanotronics Imaging introduced its nSPEC semiconductor analysis system at the CS Mantech show in Palm Springs, California.

The proprietary software and hardware underlying nSPEC enable rapid and detailed analysis of wafer defects and are particularly suited to compound semiconductor wafers.



*Specifications subject to change without notice, please contact Nanotronics Imaging for current specifications.*

Complete system automation with cassette-to-cassette loading of 2"-8" wafers is also available. Nanotronics uses "Point and Shoot" microscopy, and aims to eliminate a learning curve for users,

while giving accurate and easy to interpret data.

Nanotronics Imaging has also appointed a new Vice President Ivan Eliashevich, who brings a level of expertise in the semiconductor industry that is unique. "I knew Ivan as a client, who helped me to understand wafer technology. He is honest, knowledgeable, and a powerful proponent for the customer and supplier. I feel lucky to have him as a part of our team", says CEO and founder Matthew Putman.

## Oxford wins multiple etch system order from GCS

GCS chose Oxford because its ICP etchers offer a combination of process capability, consistency, value and diversity to process a variety of compound semiconductor materials, including GaAs, InP and GaN to achieve the desired device performance.

Etch, deposition and growth systems manufacturer Oxford Instruments has received an order from Global Communication Semiconductors (GCS) for multiple PlasmaPro System100 ICP 180 etch systems.



This will expand California based GCS's foundry capabilities in dielectric and GaN etching and further increase the number of systems installed from Oxford Instruments.

"GCS chose Oxford Instruments because their ICP

etchers offer an excellent combination of process capability, consistency, and value”, added Franklin Monzon, VP of Operations at GCS, “As a boutique foundry, GCS has a great diversity of customers who utilise a variety of materials, including GaAs, InP, GaN, and silicon, to achieve the desired device performance. Most of these customers also require process customisation that, in turn, mandates that the process tools be flexible enough for development work but also reliable enough for production. “

The addition of the Oxford Instruments ICP etchers backs up and expands our dry etch process capability so that existing customers, especially in the InP and GaN arenas, get faster, better, service, while at the same time allowing GCS to develop new customers. We look forward to expanding our relationship with Oxford Instruments and expect that our customers will be very pleased as these tools come on-line during the course of our expansion.”

Stuart Mitchell, VP Oxford Instruments America Inc said, “As a world class manufacturer of etch, deposition and growth systems, Oxford Instruments is proud to have been chosen as a supplier to GCS. We offer excellent and innovative III-V compound semiconductor technologies, and coupled with our expert process engineers, this ensures that we can provide not only superior equipment, but a full backup support and service capability.”

---

## Tektronix SiGe oscilloscopes should reign supreme

The firm’s early integration testing of the tools illustrates that IBM’s 8HP SiGe technology will meet the world’s most demanding oscilloscope requirements at over 30 GHz.

Tektronix, a manufacturer of oscilloscopes, has announced that validation of ASICs designed in IBM’s 8HP SiGe BiCMOS Specialty Foundry technology are exceeding target specifications for a planned new performance oscilloscope capable of greater than 30 GHz bandwidth across multiple channels while minimising noise found in older chip sets.

The new oscilloscope platform will meet electronic designers’ needs for more accurate characterisation

of high speed serial data beyond 10 Gb/s, and enhance optical modulation analysis of 100GbE where complex signalling requires accurate bit capture.

“This represents our first commercial integration of 8HP technology and clearly shows the latest generation of SiGe is delivering significant performance differentiation to the industry’s most demanding oscilloscope applications. This year, we will be delivering a new series of performance oscilloscopes with the lowest noise and class-leading signal acquisition performance across multiple channels,” said Roy Siegel, general manager, Oscilloscopes, Tektronix.

“IBM’s SiGe technology has long delivered the performance and reliability our customers demand and as our lab demonstration indicates, this will continue well into the future.”

IBM’s 8HP technology is a 130 nm SiGe bipolar complementary metal oxide semiconductor (BiCMOS) process that offers twice the performance over the previous generation process. SiGe technology leverages highly-reliable and mature fabrication processes associated with the 50-year-old silicon industry, but with performance levels comparable to that of exotic materials such as InP and GaAs.

Unlike those alternatives, SiGe BiCMOS provides access to high-speed bipolar transistors on the same die as standard CMOS, enabling a class of circuitry which marries extreme performance with large-scale integration. It is this union which has allowed Tektronix to reliably deliver feature-rich, high-speed data acquisition systems for over a decade.

“As Tektronix’s lab demonstration makes very apparent, IBM’s 8HP SiGe technology continues to deliver a winning combination of speed, accuracy and integration required for high-end instrumentation,” said Regina Darmoni, Director, Specialty Foundry, IBM.

Initial Tektronix product deployments using 8HP SiGe technology are expected later this year.

## GT Solar to sue ARC Energy

GT Solar says that ARC and two of its employees have used trade secrets relating to GT Crystal Systems' technology for manufacturing sapphire crystals, as a means of entering the sapphire crystallisation equipment business.

GT Solar International subsidiaries, GT Crystal Systems, LLC and GT Solar Hong Kong, Limited have filed a lawsuit in the Hillsborough County Superior Court (Southern District) in New Hampshire against Advanced Renewable Energy Company, LLC (ARC).

The firms also plan to sue Kedar Gupta, ARC's Chief Executive Officer and Chandra Khattak, an ARC employee, for the misappropriation of trade secrets relating to sapphire crystallisation processes and equipment.

The complaint alleges that ARC and the named individuals misappropriated trade secrets relating to GT Crystal Systems' technology for manufacturing sapphire crystals, as a means of entering the sapphire crystallisation equipment business. The complaint further alleges civil conspiracy, unfair competition, breach of contract and interference with contractual relations.

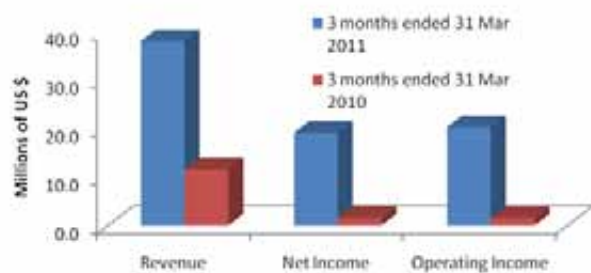
"We have an obligation to our shareholders to be diligent about protecting our intellectual property," said Hoil Kim, GT Solar's General Counsel. "When we believe our intellectual property has been compromised, we will take the necessary action to protect our rights."

## Rubicon revenues rocket 69.7%

Like other substrate manufacturers, Rubicon has reported strong first quarter 2011 results, which have increased sequentially as well as compared to last year.

Rubicon Technology, a provider of sapphire substrates and products to the LED, RFIC, Semiconductor, and Optical industries, has reported financial results for its first quarter ended March 31, 2011.

Financial Results for Q1 2011 & 2010



Revenues rose to \$38 million, up 29 % sequentially and a massive 69.7% over the same quarter last year. Gross margin was 63 % while operating margin reached 53 %. Diluted earnings per share increased \$0.16 sequentially to \$0.80.

Commenting on the results, Raja Parvez, President and CEO said, "I am very pleased with our exceptional start to the new year and believe that 2011 will be a very productive year in terms of financial performance, extending our technological leadership, and expanding our customer base worldwide."

The Company's revenue increased 29 % sequentially to \$38 million driven by robust demand from the LED market. The Company continues to add capacity in order to serve this rapidly growing market. Parvez continued, "Our customer base continues to grow and we are aggressively adding capacity to meet their needs."

The Company reported continued strong interest for its polished six inch wafers. Parvez continued, "While we were capacity constrained in the first quarter, we expect a significant increase in revenue from six inch polished wafer sales in the second quarter."

### Second Quarter 2011 Guidance

Commenting on the outlook for the second quarter of 2011, William Weissman, Rubicon's Chief Financial Officer said, "We expect continued strong demand resulting in revenue increasing to between \$40 million and \$43 million. We have projected overall substrate pricing in the second quarter to be slightly lower than first quarter pricing due to some reduction in the price of two inch core products. We anticipate gross margin to be in the high fifty percent range in the second quarter with diluted

earnings per share of between \$0.82 and \$0.86. This assumes a diluted share count of 24 million shares and a tax rate of 7 %, which represents accrual for state income taxes only.”

Parvez continued, “Each quarter we evaluate our tax valuation allowance and determine whether it is appropriate to begin accruing for federal income taxes for financial statement purposes. That determination is made after evaluating many factors, including the projected earnings for the full year. It is possible that we may release the tax allowance and begin accruing federal taxes in the second quarter. If that were the case, we estimate that our total federal and state effective tax rate for financial statement purposes for the last three quarters of this year to be approximately 40 %. It is important to note that our projected tax rate for 2012 remains at our previously provided rate of 30 to 35 %. In addition, our projected cash basis tax rate for 2011 remains low at approximately 10 percent despite our increased earnings.”

## Keithley launches power system meter for CS device characterisation

The “breakthrough” 2651A can characterise GaN, SiC, and other compound semiconductor materials and devices and provide data on semiconductor junction temperature characteristics.

Keithley has introduced the 2651A High Power System SourceMetre Instrument which it claims offers breakthrough capabilities for testing the latest high power electronics, semiconductors, and materials.

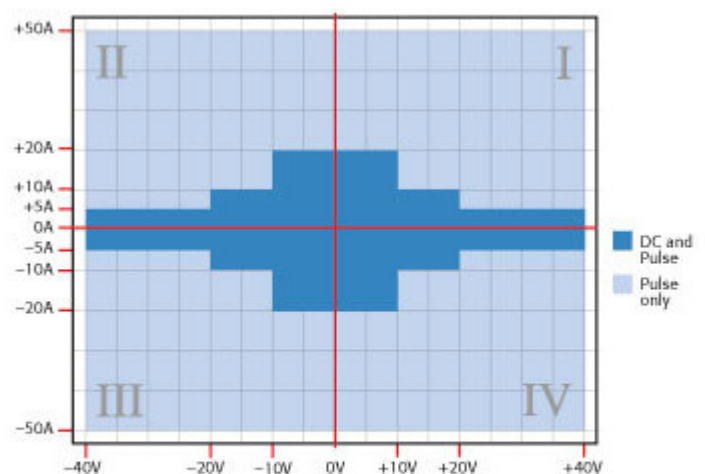


Keithley Model 2651A

The 2651A instrument addresses a wide range of applications including power semiconductor, HBLEED, and optical device characterisation and

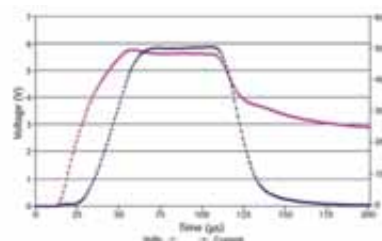
testing. It can also characterise GaN, SiC, and other compound semiconductor materials and devices and provide data on semiconductor junction temperature characteristics. Operating at a high speed and with high precision digitisation, it is capable of high current and high power device testing and can also be used for electromigration studies.

With a broad dynamic range, the machine has the ability to source or sink up to 2,000W of pulsed power ( $\pm 40V$ ,  $\pm 50A$ ), or 200W of DC power ( $\pm 10V@ \pm 20A$ ,  $\pm 20V@ \pm 10A$ ,  $\pm 40V@ \pm 5A$ ).



The Model 2651A can source or sink up to  $\pm 40V$  and  $\pm 50A$

The 2651A current sourcing and measurement is 1pA to 50A (100A with two units). It can test a wider range of power semiconductors and other devices than previous models and has two measurement modes in a single high power/high current instrument.

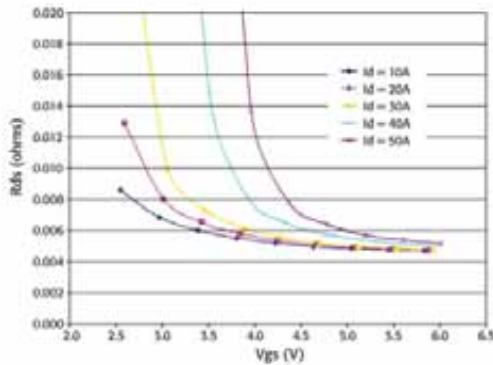


The dual digitizing A/D converters continuously sample at up to 1µs/point, enabling full simultaneous characterisation of both current and voltage waveforms

It also has dual A/D converters for each measurement mode and enables full simultaneous characterisation and measurement of both current and voltage waveforms. The Keithley 2651A is



fully isolated and has independent channels with 500nSec synchronisation and provides easier, faster, and more flexible connection and grounding schemes that enable true SMU-per-pin testing in multi-channel applications.



1 $\mu$ V measurement resolution and current sourcing up to 50A (100A with two units) enable low-level  $R_{ds}$  measurements to support next-generation devices



### Schedule of Seminars

30 June 2011: Knowledge creation partnership - from funding to results

Hosted by the University of Southampton, UK & Oxford Instruments

This seminar shares experiences in successful collaborations between industry and the scientific research community. It also presents technical results of collaborations and how partners can truly benefit from this.

Presentations on processing and servicing of Oxford Instruments' equipment will give support to users, and a practical insight into Oxford Instruments and the extensive etch, deposition and growth equipment and process solutions offered.

**Venue:** Mountbatten Building, University of Southampton, UK

**Programme:** Initiating and funding successful partnerships

UK Academic/Industrial partnerships - a model for success

Understanding public funding sources

First results of a successful partnership: Materials and etchers for nanowire biosensors

Oxford Instruments/Southampton University collaboration success

### Results of successful partnerships

Plasma source & Ion Beam technologies

Developing plasma etch processes

How to get the most from your tool (CS)

ALD and technical achievements/working in a successful partnership

Cleanroom tour & Networking Tea

## Oxford announces more plasma etch deposition & growth seminars

The firm will present in conjunction with leading research organisations in the U.K., U.S.A. and France.

Oxford Instruments is continuing its series of seminars and workshops once again this summer and autumn. Co-hosted with leading research organisations worldwide, the events include:

**30th June 2011:** A one day event at the prestigious University of Southampton, UK where a number of speakers will conduct presentations on ALD, Ion Beam, Plasma Sources and many other aspects of Etch, Deposition and Growth Technologies.

**14 July 2011:** 'New frontiers in plasma nanopatterning' at LBNL, USA, where a workshop event will be held for the 3rd consecutive year.

**18 October 2011:** 'Nanoscale plasma processing' at CEA-LETI, Grenoble, France

*These seminars are all free of charge, but must be booked in advance as places are limited.*

**Speakers include specialists in their fields:**

*From the University of Southampton, speakers include:*

Don Spalinger, Director, Corporate Relationships  
Myrddin Jones, Lead Technologist; Electronics, Photonics & Electrical Systems, Technology Strategy Board

Peter Ashburn, ECS

*From Oxford Instruments Plasma Technology, speakers include:*

Frazer Anderson, Business Development Director  
Mike Cooke, CTO  
Bob Gunn, Applications team leader  
Nick Curtis, Training Officer  
Chris Hodson, ALD Product Manager

There is no charge for this event however booking is essential

To book or for further information please email: [plasma@oxinst.com](mailto:plasma@oxinst.com)

14 July 2011: New Frontiers in Plasma Nanopatterning

Hosted by Molecular Foundry, LBNL, CA, USA and Oxford Instruments

**Venue:** Lawrence Berkeley National Laboratory, Berkeley, CA, USA

**Timing:** Thursday 14th July: 9:00am - 5:00pm

(Seminar takes place the same week as Semicon West in SF, enabling delegates to attend Semicon prior to the Seminar)

**Invited Speakers include:**

Steve Shannon, NCSU  
Friedrich Prinz, Stanford University  
Deirdre Olynick, LBNL  
Paul Ashby / Dominik Ziegler, Molecular Foundry LBNL  
Owain Thomas & Leslie Lea, Oxford Instruments

**Topics include talks on:**

Energy conservation at the Nanoscale  
Fabrication of high performance cantilevers in aqueous solution  
Radio frequency heating for Nanoscale etching  
Plasma etching/deposition tools and applications

Tours of the Molecular Foundry will be available on Wed 13th (3-5pm) or Thurs 15th (9-11am) and booking will be essential.

Process Helpdesk -Oxford Instruments process experts will be on hand to answer any specific Process Application questions

Space is limited, so early booking is advisable.

18 October 2011: Nanoscale Plasma Processing

Being held at CEA-LETI, Grenoble, France

This one day event will cover many aspects of Plasma Processing, including Ion Beam, MEMS, Atomic Layer Deposition, and III-V Etch.

These topics and more will be presented both by experts from the Oxford instruments Applications team and by Guest speakers from LETI and other key organisations.

A full programme will be available shortly.

Email [plasma@oxinst.com](mailto:plasma@oxinst.com) to register your interest or to book a place

---

## Oxford Instruments promotes Dan Ayres to General Manager

With over 10 years experience at Oxford, Ayres was Operations Director at Plasma Technology before being promoted to this newly created role.

Oxford Instruments Plasma Technology, a leader in etch, deposition and growth equipment, has announced the promotion of Dan Ayres to General Manager.



**Dan Ayres, General Manager at Oxford Instruments Plasma Technology**

With over 10 years experience at Oxford Instruments, Ayres was Operations Director at Plasma Technology before being promoted to this newly created role, and prior to that held roles in the fields of Supply Chain, Product Management and Project Management within the Oxford Instruments Group. Ayres gained an Engineering degree before joining Nissan Motor Manufacturing (UK) to work in roles covering Supply Chain and New Product Introduction, and was awarded an MBA from Warwick Business School while working for Oxford Instruments.

Managing Director Andy Matthews comments, "In order to maintain our business' current growth, we need strong focus on the efficiency and effectiveness of all areas. Dan will lead the Business, Engineering, Finance and HR functions towards a clear vision that better delivers the needs of our customers and establishes the competencies and resources that support our future growth. Dan's previous experience together with his work within projects at Oxford Instruments, equips him well to take on this new challenge".

This new appointment will further facilitate the ongoing expansion of Oxford Instruments Plasma Technology's Bristol, UK production capacity that has seen a workforce increase of 30% in the past 12 months, and 50% increase in production facilities. It will enable additional focus on delivering the innovative, world class, etch, deposition and growth systems that meet the ever

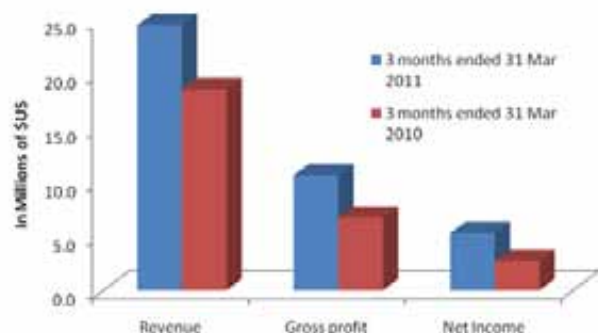
increasing demands of Oxford Instruments Plasma Technology's customers.

## AXT revenues shoot up 32% from last year

Like MOCVD and MBE equipment manufacturers, the compound semiconductor substrate provider has done well in the last quarter with revenues of \$24.6 million.

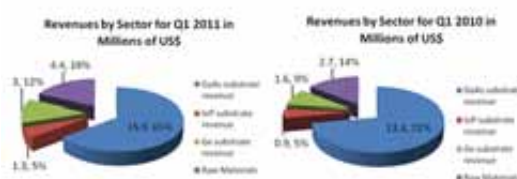
AXT, a global provider of compound semiconductor substrates, has reported financial results for the first quarter ended March 31, 2011.

**Financial Results for Q1 2011 & 2010**



Revenue for the first quarter of 2011 was \$24.6 million, down 8.6 % from \$26.9 million in the fourth quarter of 2010, and up 31.8% from \$18.6 million in the first quarter of 2010.

Total GaAs substrate revenue was \$15.9 million for the first quarter of 2011, compared with \$18.7 million in the fourth quarter of 2010, and \$13.4 million in the first quarter of 2010. InP substrate revenue was \$1.3 million for the first quarter of 2011, compared with \$1.1 million in the fourth quarter of 2010, and \$875,000 in the first quarter of 2010.



Germanium substrate revenue was \$3.0 million for the first quarter of 2011 compared with \$3.4 million in the fourth quarter of 2010 and \$1.6 million in the first quarter of 2010. Raw materials sales were \$4.4 million for the first quarter of 2011, compared with \$3.5 million in the fourth quarter of 2010 and \$2.7 million in the first quarter of 2010.

Gross margin was 43.4 % of revenue for the first quarter of 2011. By comparison, gross margin in the fourth quarter of 2010 was 39.8 % of revenue. Gross margin was 36.1 % of revenue for the first quarter of 2010.

Operating expenses were \$4.2 million in the first quarter of 2011, compared with \$5.1 million in the fourth quarter of 2010. Operating expenses in the first quarter of 2010 were \$3.9 million.

Income from operations for the first quarter of 2011 was \$6.5 million compared with income from operations of \$5.6 million in the fourth quarter of 2010, and income from operations of \$2.9 million in the first quarter of 2010.

Net interest and other expense for the first quarter of 2011 was \$276,000, which included an unrealised foreign exchange loss of \$196,000. This compares with net interest and other income of \$422,000 in the fourth quarter of 2010, which included an unrealised foreign exchange gain of \$242,000, and net interest and other income of \$94,000 in the first quarter of 2010, which included an unrealised foreign exchange loss of \$80,000.

Net income in the first quarter of 2011 was \$4.2 million or \$0.13 per diluted share compared with net income of \$4.9 million or \$0.15 per diluted share in the fourth quarter of 2010, and with a net income of \$2.6 million or \$0.08 per diluted share in the first quarter of 2010.

“Our first quarter revenue results reflected the seasonality that we had guided for. However, optimal revenue mix and our successful raw material purchasing strategy allowed us to achieve our highest gross margin performance in many years,” said Morris Young, chief executive officer.

“As we move into Q2, we are very pleased to see solid demand for our semi-insulating and semi-conducting gallium arsenide substrates from our traditional markets and we are making

good progress on our plans to further penetrate strategically important markets for our products. Our unique business model continues to provide us with exciting growth opportunities, positioning us well for continued expansion in 2011,” he continued.


AXT estimates revenue for the second quarter for 2011 will be between \$26.5 million and \$27.5 million. The company estimates that net income per share will be between \$0.13 and \$0.16, which takes into account our weighted average share count of approximately 33.2 million shares.

## FEI ChemiSTEM technology enables atomic-level spectroscopy

The combination of high detection sensitivity and high spectral rates are enabling better EDX mapping of materials that are highly sensitive to electron beam damage, such as composition analysis in nanometre-scale InGaN quantum wells used in LEDs and other compound semiconductor devices.

FEI, a leading instrumentation company providing systems for research and industry, is extending its ChemiSTEM Technology to enable, what it says for the first time, atomic-level energy dispersive X-ray (EDX) spectroscopy across the periodic table.

The combination of increased current in an atomic-sized probe by Caesium-correction and the increase in X-ray detection sensitivity and beam current of the ChemiSTEM Technology allows results to be obtained within minutes.



**The images show atomic-level EDX spectroscopy of the material Strontium Titanate; the individual atomic positions of the crystal**

**structure can be easily distinguished by their chemical signal (red is Strontium, green is Titanium).**

“The powerful combination of the groundbreaking ChemiSTEM Technology and an aberration corrector offers unique capabilities for material science,” said Ferdinand Hofer of Graz University of Technology, Austria. “One of the most important applications for the new technology will be element-specific imaging at atomic resolution. We will apply the technology to study interfaces in semiconductors, solar cell materials, LEDs and ceramic materials with previously unknown detection sensitivity and accuracy.

George Scholes, FEI’s vice president for product management, adds, “The ChemiSTEM Technology will enable breakthrough results in many key application areas for our customers, such as catalysis, metallurgy, microelectronics, and green energy materials, to name a few. For example, in a recent experiment with ChemiSTEM Technology, our customer was able to clearly resolve the core-shell structure of 5nm catalyst nanoparticles in about three minutes and with three times greater pixel resolution than a previous experiment with conventional technology. And the conventional technology failed after three hours of data collection to clearly resolve the same structure.”

ChemiSTEM Technology achieves a factor of 50 or more enhancement in speed of EDX elemental mapping on scanning/transmission electron microscopes (S/TEMs) compared to conventional technology employing standard EDX Silicon-drift detectors (SDDs) and standard Schottky-FEG electron sources.

It combines FEI’s proprietary X-FEG high brightness electron source, providing up to five times more beam current at a given spatial resolution; the patent-pending Super-X detection system, providing up to ten times or more detection sensitivity in EDX; and fast scanning electronics, capable of achieving EDX spectral rates of up to 100,000 spectra per second. Additionally, the windowless detector design employed for each of ChemiSTEM Technology’s four integrated SDD detectors has proven to optimize the detection of both light and heavy elements.

This combination of high detection sensitivity

and high spectral rates of up to 100,000 spectra per second are enabling better EDX mapping of materials that are highly sensitive to electron beam damage, such as composition analysis in nanometre-scale InGaN quantum wells used in LED devices, and semiconductor devices with potentially mobile dopant materials, as well as many others devices used in emerging nanotechnologies.

## Aixtron revenues jump 33% due to buoyant LED market

The ongoing demand for Aixtron systems reflects the continuation of strong demand from LED backlighting manufacturers and early demand from the lighting applications industry.

Aixtron SE, a global provider of deposition equipment to the semiconductor industry, has announced the consolidated financial results for the first quarter of 2011.



In the first quarter of 2011, Aixtron’s revenues increased by 33% year on year to € 205.4m (Q1/2010: € 154.5), driven by a continuing high level of demand for LED deposition equipment. Sequentially, Q1/2011 revenues decreased slightly compared to Q4/2010, in line with customer delivery requirements (Q4/2010: € 224.7m).

As a result of the positive revenue development, the Company’s gross profit increased by 34% year on year, to € 104.2m in Q1/2011 (Q1/2010: € 77.9m), translating to a gross margin of 51%, 1 percentage point higher than in Q1/2010.

The higher gross margin, coupled with lower operating expenses, lifted Aixtron’s EBIT year on year by 61%, to € 74.9m in Q1/2011, from €

46.4m in Q1/2010. Relative to last year's Q1 EBIT margin, this was 6 percentage points higher, at 36% (Q1/2010: 30%).

Net profit came in at € 52.3m, or 25% of revenues (Q1/2010: € 31.8m or 31%).

The Q1/2011 equipment order intake increased year on year by 25% to € 210.3m. The ongoing demand for Aixtron systems reflects the continuation of strong demand from LED backlighting manufacturers and, importantly, rising early demand from the lighting applications industry. With 65% of these orders being for Aixtron's latest generation G5 and CRIUS II equipment, the customer adoption rate (Q4/2010: 55%; Q3/2010: 29%; Q2/2010: 8%) is faster than previous generation system introductions.

Paul Hyland, President & Chief Executive Officer at Aixtron, comments on the Q1/2011 results:

"Whilst the first quarter of 2011 has been a testing time for many in the global community, we are very pleased to still be able to report a continuation of the high level of demand for our systems, and we remain confident of achieving the 2011 guidance we issued in March of € 800-900m revenues and an EBIT margin of 35%."

"With 54% of revenues and 65% of the orders received in Q1/2011 being for our new-generation systems, the rapid rate of customer adoption is a particularly encouraging indicator that the transition period between G4/CRIUS and G5/CRIUS II is coming to an end, and bodes well for future business development going forward."

"Moreover, momentum in the development of lighting applications continues to increase, supported by Government and public opinion on energy-saving technologies. Recent events in Japan have only intensified that focus. Aixtron is in an excellent position to deliver against a highly credible and proven roadmap to supply the industry with cost effective production solutions. Those solutions are required to support what will inevitably become the third and biggest LED investment cycle for energy efficient lighting applications in the years ahead."

## Outlook

Aixtron entered the year with a very solid opening order backlog of € 302.3m, which by the end of Q1/2011 has grown to € 321.1m. This represents a solid, reliable foundation for the rest of the year and consequently, Aixtron Management confirms its revenue guidance for 2011 of € 800 million to € 900 million and an operating margin of circa 35%.

Aixtron hosted a financial analyst and investor conference call to review the first quarter 2011 results.

A conference call audio replay or a transcript of the conference call is available at <http://www.aixtron.com>, section "Investors/Reports/Presentations".

---

# Novel Devices

## Thickness of graphene on SiC no longer an enigma

New developments have shown that the thickness of graphene on SiC can be measured using Electrostatic Force Microscopy in ambient conditions.

Scientists from NPL, in collaboration with Linköping University, Sweden, have shown that regions of graphene of different thickness can be easily identified in ambient conditions using Electrostatic Force Microscopy (EFM).

The exciting properties of graphene are usually only applicable to the material that consists of one or two layers of the graphene sheets. Whilst synthesis of any number of layers is possible, the thicker layers have properties closer to the more common bulk graphite.




Figure: EFM images. The left hand image is the topography; the middle the topography error image; and right the electrostatic force microscopy image where the tip bias has been switched half way through the image.

For device applications one- and two-layer graphene needs to be precisely identified apart from the substrate and regions of thicker graphene. Exfoliated graphene sheets up to  $\sim 100 \mu\text{m}$  in size can be routinely identified by optical microscopy.

However, the situation is much more complicated in the case of the epitaxial graphene grown on SiC wafers with a diameter up to 5 inches where the straightforward identification of the graphene thickness is difficult using standard techniques.

This research shows that EFM, which is one of the most widely accessible and simplest implementations of scanning probe microscopy, can clearly identify different graphene thicknesses. The technique can also be used in ambient environments applicable to industrial requirements.

Further details of this work can be seen in the article "Mapping of Local Electrical Properties in Epitaxial Graphene Using Electrostatic Force Microscopy" by Burnett *et al*, *Nano Letters*.

DOI: 10.1021/nl200581g